



# Situation Report #654 COVID-19

Grey Bruce Health Unit | Incident Management System

December 31, 2021

**Current Situation:** [Public Health Measures](#), [COVID-19 Vaccines for Grey Bruce](#), [COVID-19 Vaccine for Ontario](#)

**Follow the 3 W's – Wash hands frequently, Watch distance (ideally 6ft), and Wear face covering correctly, and the 2 A's – Avoid Crowds and Arrange for outdoor activities instead of indoors whenever possible.**

**GET YOUR VACCINE – SEE THE SCHEDULE**

**STAY HOME IF SICK**

**Case counts and vaccine data is taken from GBHU Epidemiological Reports as of 23:59 hrs, December 30, 2021:**

**All data is preliminary and subject to change. Future situation reports will be updated accordingly.**

- 82 new cases reported in past 24 hours in Grey Bruce: 13 – Kincardine, 11 – Owen Sound, 9 – Saugeen Shores, 6 – Arran-Elderslie, 6 – Brockton, 6 – Hanover, 6 – West Grey, 5 – Huron Kinloss, 3 – Blue Mountains, 3 – Grey Highlands, 3 – Meaford, 3 – South Bruce Peninsula, 2 – Southgate, 1 – Georgian Bluffs, 1 – South Bruce, 4 – Unknown
- 3602 confirmed cases (including 2 lab confirmed cases of the Omicron Variant and hundreds by basic lab indicators and epidemiology)
- 604 active cases
- **High risk Contacts will no longer be reported due to the change in case and contact management - [COVID-19 Case and Contact Management Updated Process](#)**
- 2970 resolved cases
- 8 confirmed local active cases hospitalized in Grey Bruce due to COVID-19
  - 0 confirmed case from Grey Bruce is hospitalized outside of Grey Bruce due to COVID-19
- 16 deaths in Grey Bruce
  - +1 death related to a Grey Bruce resident that acquired the infection and was treated outside of Grey Bruce
  - +7 deaths related to Grey Bruce residents that acquired the infection in Grey Bruce however passed away outside of Grey Bruce
  - Local and Provincial data may not align as cases with unconfirmed cause of death are not included above but are included in the Provincial data.
- 128 cases reported in health care workers; reports health care workers living in Grey Bruce and working both in and outside Grey Bruce

## **Active Outbreaks:**

- 0 Facility(ies) in COVID-19 outbreak. Reported in [Hospitals](#)
- 1 Facility(ies) in COVID-19 outbreak. Reported in [Long-Term Care/Retirement Homes](#)
  - Rockwood Terrace Long Term Care
- 3 Facility(ies) in COVID-19 outbreak. Reported in [Schools](#)
  - Hepworth Central School

- Dawnview Public School
- Owen Sound District Secondary School
- 1 Facility(ies) in COVID-19 outbreak. Reported in [Childcare Centres](#)
  - Vicki's Sandbox – 1 Cohort

**Dismissed Cohort(s) – based on 1 case (probable or confirmed) - (more than 1 confirmed case with evidence of transmission within the school environment removes the school from this list and moves it to the outbreak list – see above):**

- [2 Childcare Facility\(ies\) reporting dismissed cohort\(s\)](#)
  - Osprey Kids 'N Us – 1 cohort
  - Brockton Childcare Centre – 1 cohort
- [0 School\(s\) reporting dismissed cohorts\(s\)](#)

**Vaccine – for detailed information please visit [Website and Dashboard](#)**

- 297,810 Total Doses of COVID-19 vaccine administered in Grey and Bruce
- 7,307 Doses given within the past week

**Future Vaccination Planning: [Vaccine Schedule](#)**

- First and second dose may walk-in at all clinics. **Those 5-11 and Third dose requires an appointment at all clinics.** See Vaccine Clinics – details at [Vaccine Schedule](#) (Make sure to scroll to the proper page of the schedule)
- Individuals aged 18 and over can schedule their booster dose appointment through the [Ontario's booking portal](#), by calling the Provincial Vaccine Contact Centre, through Indigenous-led vaccination clinics, [participating pharmacies](#) and primary care settings. Appointments will be booked three months (84 days) after a second dose as the province urgently expands booster eligibility to millions more individuals.
- [COVID-19 Vaccines \(publichealthgreybruce.on.ca\)](#)
- [Getting Your COVID-19 Vaccine \(publichealthgreybruce.on.ca\)](#)
- [Youth and COVID-19 Vaccines \(publichealthgreybruce.on.ca\)](#)

**Actions Taken In the Past 24 Hours:**

- GBHU COVID-19 Team continue with case and contact management, reporting, and responding to COVID-19 related calls. Contact tracing exceeds provincial targets with 100% of all cases contacted within 24 hours
- GBHU Team continue to ensure essential public health activities not related to COVID-19

Provincial COVID-19 Data - <https://covid-19.ontario.ca/data>

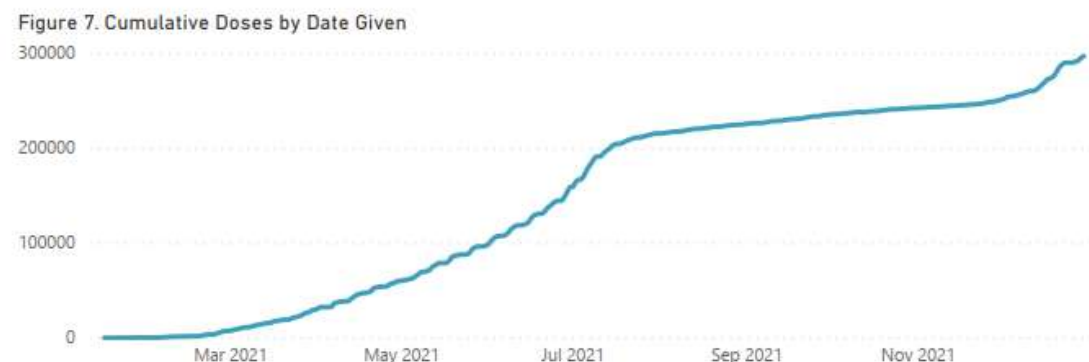
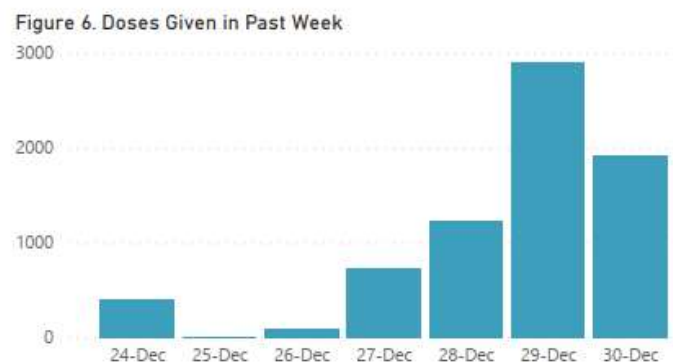
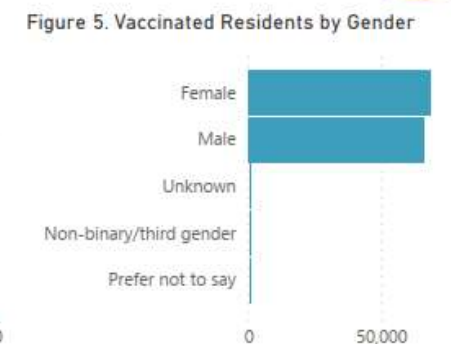
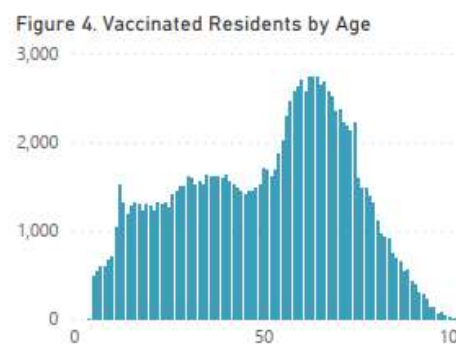
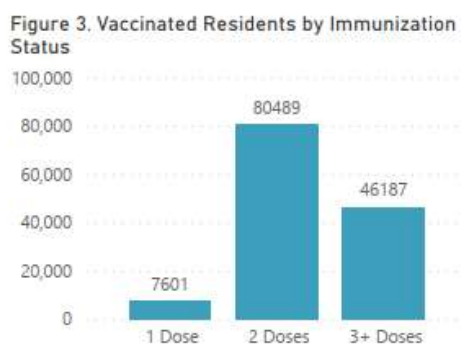
- [Provincial Testing Data](#)
- [Provincial Hospitalization Data](#)
- [Provincial Likely Source of Infection Data](#)
- [Raw Data to Download - Provincial](#)

**Media Relations**

## Vaccine Data Overview



# GREY BRUCE COVID-19 VACCINATION OVERVIEW



Data notes: Figures 1, 2, 6, and 7 represent COVID-19 vaccines administered in the Grey Bruce Health Region, both by the Grey Bruce Health Unit and participating partner organizations. These figures include all doses administered in Grey Bruce, regardless of whether they were given to Grey Bruce residents. These include first, second and any subsequent doses, and do not represent a unique count of individuals. Figures 3, 4, and 5 represent residents of Grey Bruce, who have received one or more doses of a COVID-19 vaccine, regardless of where the vaccine was received. Data source: data extracted from COVax-ON via IntelliHEALTH.

Data last refreshed December 31, 2021. Data are refreshed daily on weekdays and are current up to 11:59 PM on the previous day.

# GREY BRUCE COVID-19 VACCINATION COVERAGE

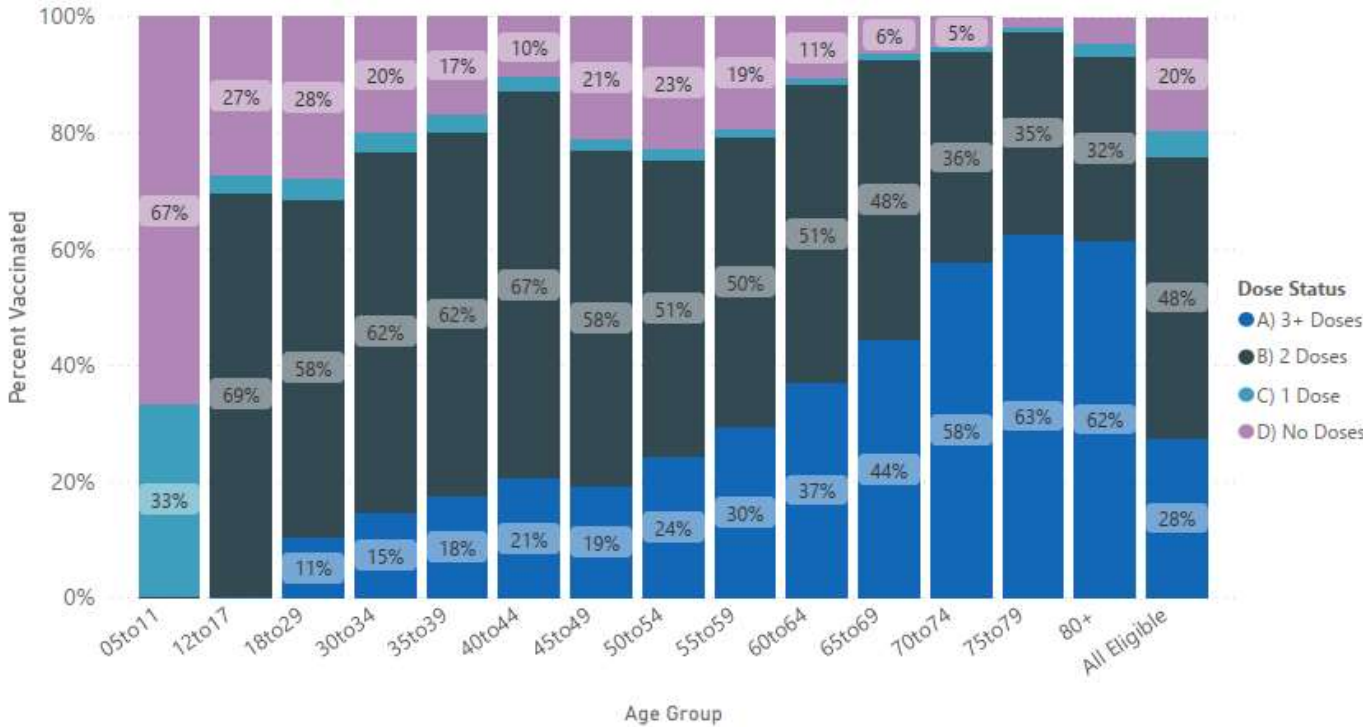
**% Eligible Population (5+) with At Least 1 Dose**  
**80.4%**

**% Eligible Population (5+) with At Least 2 Doses**  
**75.9%**

**% Total Population with At Least 1 Dose**  
**76.3%**

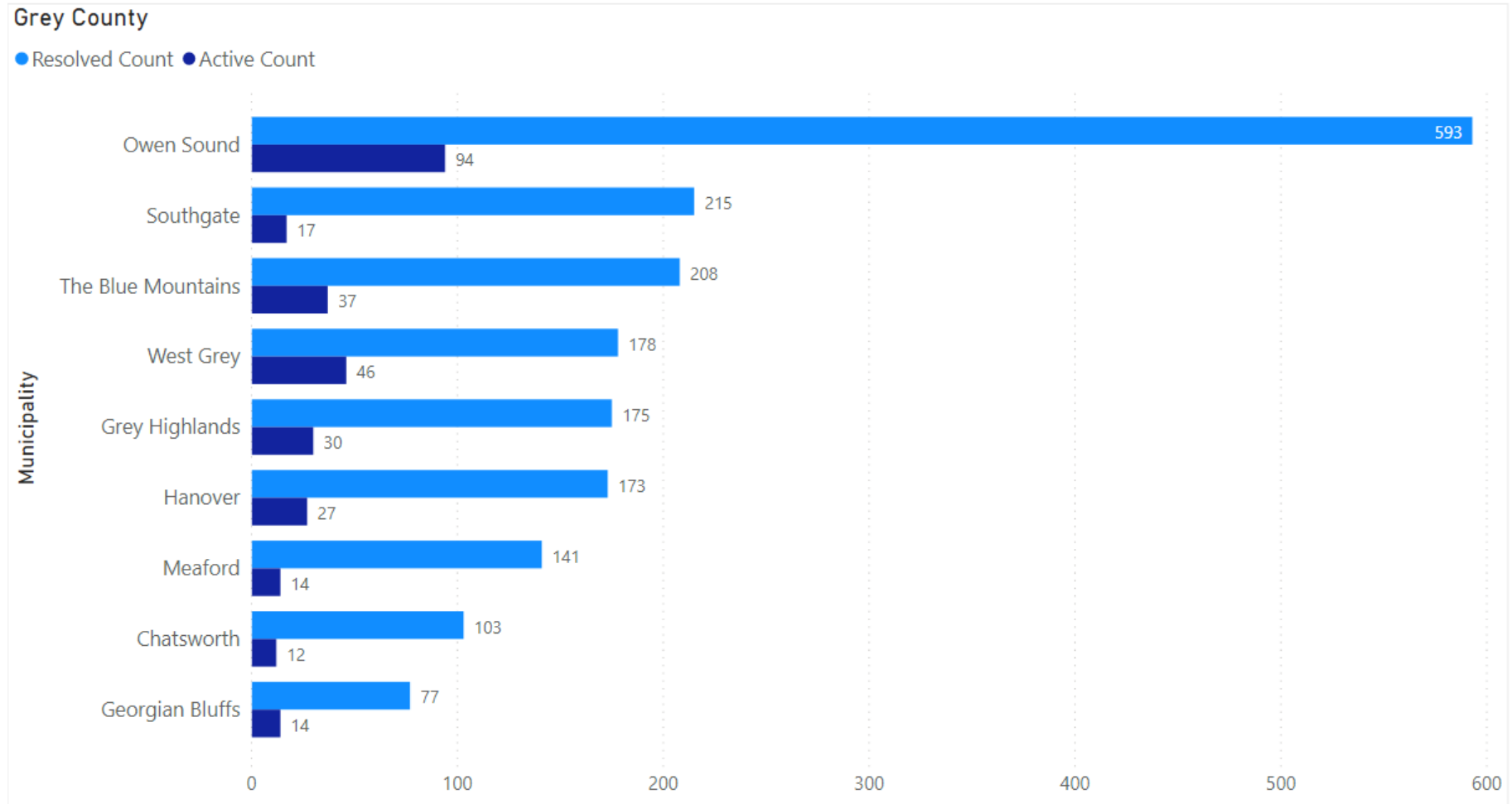
**% Total Population with At Least 2 Doses**  
**72.0%**

Vaccine Coverage by Age Group and Number of Doses Received



Data notes: Population coverage estimates represent residents of Grey Bruce who have received one or more doses of a COVID-19 vaccine, regardless of where the vaccine was received.  
 Data source: Number of vaccinated clients extracted from COVax-ON via IntelliHEALTH. Population estimates: Statistics Canada for 2020, Ontario Ministry of Finance Population Projections by Census Division.  
 Note that labels in the figure 'Vaccine Coverage by Age Group and Number of Doses Received' may not be visible if the percentage is small.  
 Data last refreshed December 31, 2021. Data are refreshed daily on weekdays and are current up to 11:59 PM on the previous day.

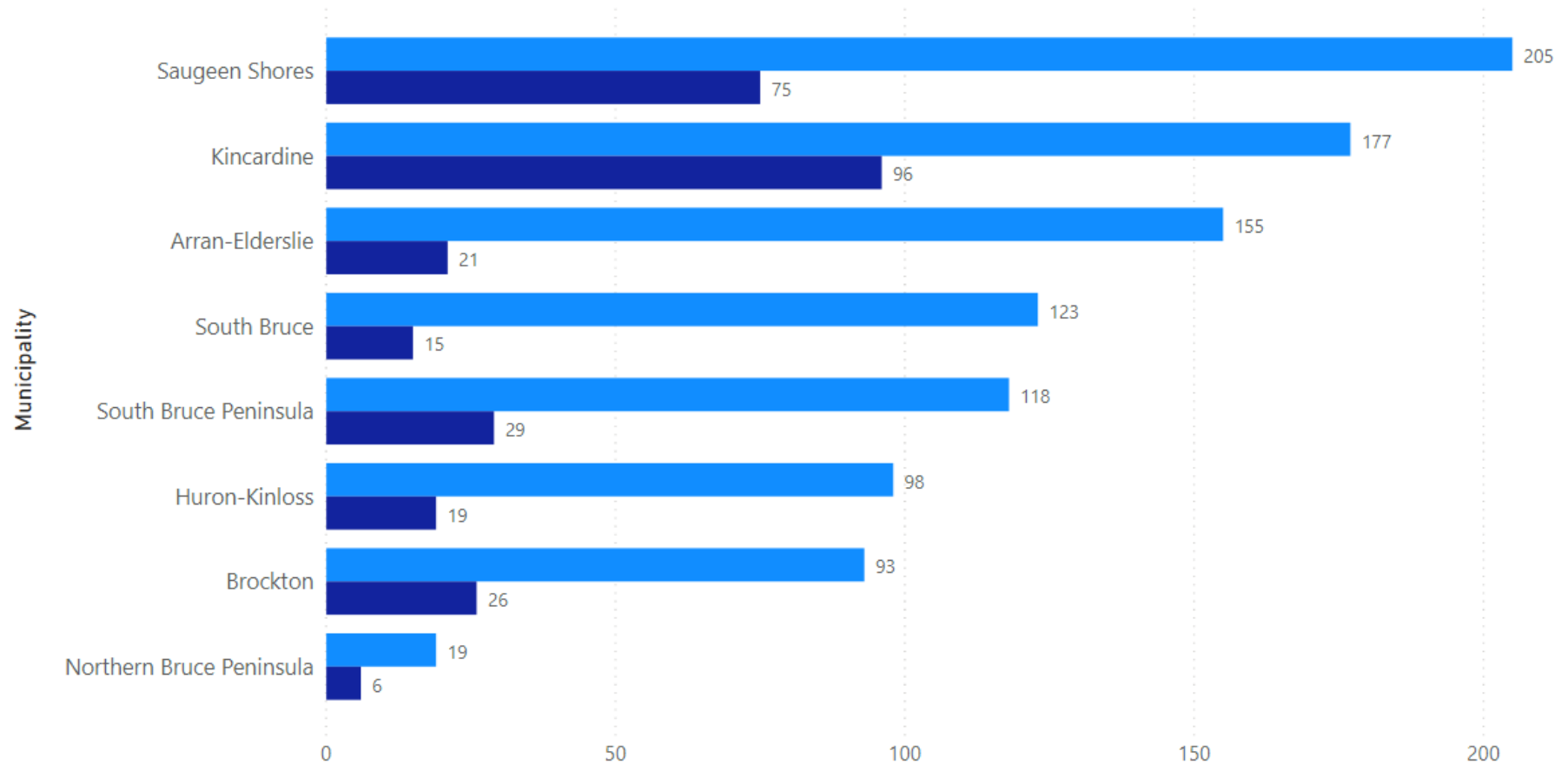
# Resolved and Active Cases by Municipality



# Resolved and Active Cases by Municipality

Bruce County

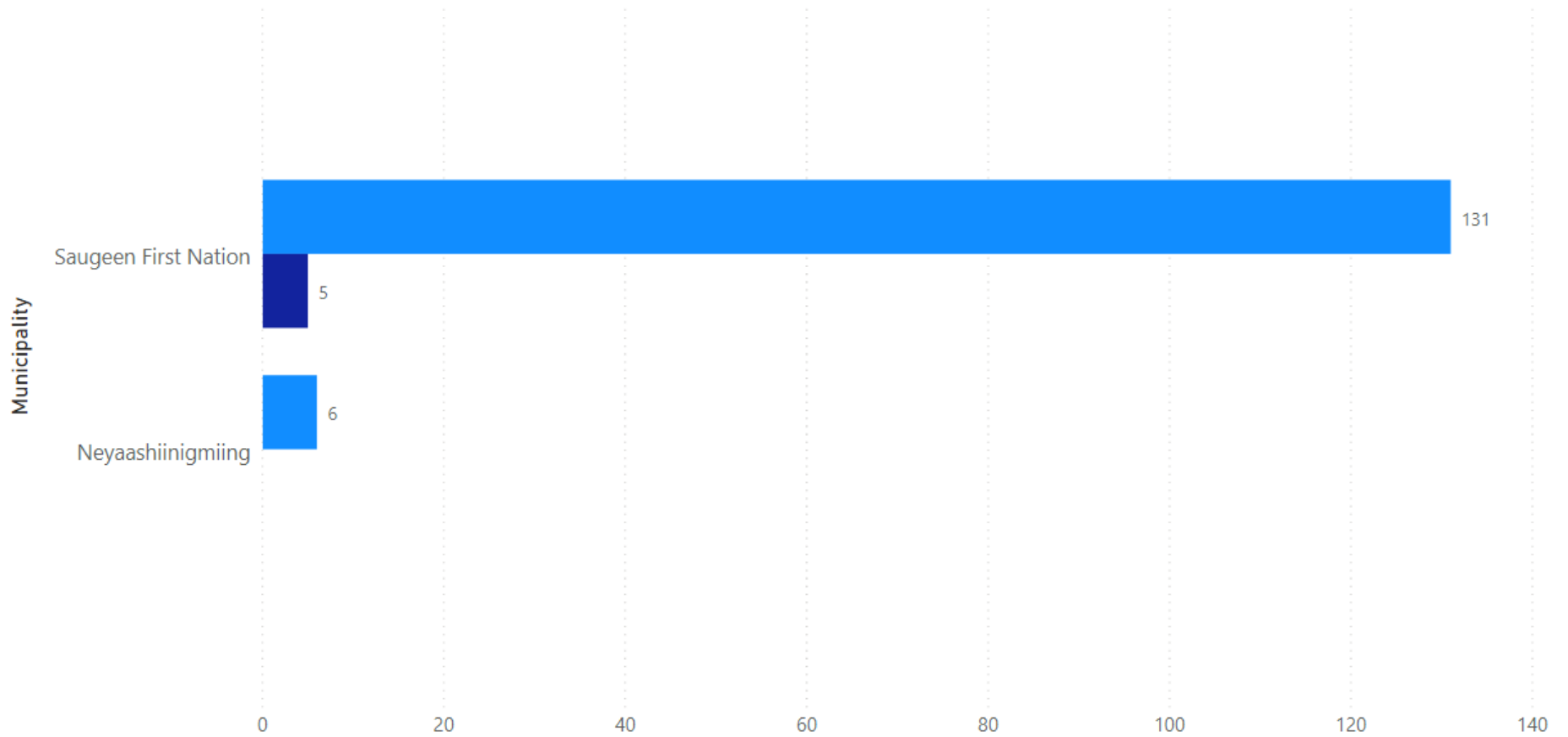
● Resolved Count ● Active Count



# Resolved and Active Cases by Municipality

First Nation Communities

● Resolved Count ● Active Count





# Situation Report #653 COVID-19

Grey Bruce Health Unit | Incident Management System

December 30, 2021

**Current Situation:**, [Public Health Measures](#), [COVID-19 Vaccines for Grey Bruce](#), [COVID-19 Vaccine for Ontario](#)

**Follow the 3 W's – Wash hands frequently, Watch distance (ideally 6ft), and Wear face covering correctly, and the 2 A's – Avoid Crowds and Arrange for outdoor activities instead of indoors whenever possible.**

**GET YOUR VACCINE – [SEE THE SCHEDULE](#)**

**STAY HOME IF SICK**

**Case counts and vaccine data is taken from GBHU Epidemiological Reports as of 23:59 hrs, December 29, 2021:**

**All data is preliminary and subject to change. Future situation reports will be updated accordingly.**

- 158 new cases reported in past 24 hours in Grey Bruce: 29 – Owen Sound, 22 – Kincardine, 15 – Blue Mountains, 15 – West Grey, 14 – Saugeen Shores, 12 – Hanover, 7 – Meaford, 6 – Chatsworth, 6 – Southgate, 5 – Arran-Elderslie, 5 – Brockton, 5 – South Bruce Peninsula, 3 – Georgian Bluffs, 3 – Huron Kinloss, 2 – Grey Highlands, 2 – South Bruce, 7 – Unknown
- 3515 confirmed cases (including 2 lab confirmed cases of the Omicron Variant and hundreds by basic lab indicators and epidemiology)
- 552 active cases
- **High risk Contacts will no longer be reported due to the change in case and contact management - [COVID-19 Case and Contact Management Updated Process](#)**
- 2935 resolved cases
- 7 confirmed local active cases hospitalized in Grey Bruce due to COVID-19
  - 0 confirmed case from Grey Bruce is hospitalized outside of Grey Bruce due to COVID-19
- 16 deaths in Grey Bruce
  - +1 death related to a Grey Bruce resident that acquired the infection and was treated outside of Grey Bruce
  - +7 deaths related to Grey Bruce residents that acquired the infection in Grey Bruce however passed away outside of Grey Bruce
  - Local and Provincial data may not align as cases with unconfirmed cause of death are not included above but are included in the Provincial data.
- 128 cases reported in health care workers; reports health care workers living in Grey Bruce and working both in and outside Grey Bruce

## **Active Outbreaks:**

- 0 Facility(ies) in COVID-19 outbreak. Reported in [Hospitals](#)
- 1 Facility(ies) in COVID-19 outbreak. Reported in [Long-Term Care/Retirement Homes](#)
  - Rockwood Terrace Long Term Care (2<sup>nd</sup> Floor)
- 3 Facility(ies) in COVID-19 outbreak. Reported in [Schools](#)
  - Hepworth Central School
  - Dawnview Public School



- Owen Sound District Secondary School
- 1 Facility(ies) in COVID-19 outbreak. Reported in [Childcare Centres](#)
  - Vicki's Sandbox – 1 Cohort

**Dismissed Cohort(s) – based on 1 case (probable or confirmed) - (more than 1 confirmed case with evidence of transmission within the school environment removes the school from this list and moves it to the outbreak list – see above):**

- [1 Childcare Facility\(ies\) reporting dismissed cohort\(s\)](#)
  - Osprey Kids 'N Us – 1 cohort
- [0 School\(s\) reporting dismissed cohorts\(s\)](#)

**Vaccine – for detailed information please visit [Website and Dashboard](#)**

- 294,980 Total Doses of COVID-19 vaccine administered in Grey and Bruce
- 7,006 Doses given within the past week

**Future Vaccination Planning: [Vaccine Schedule](#)**

- First and second dose may walk-in at all clinics. **Those 5-11 and Third dose requires an appointment at all clinics.** See Vaccine Clinics – details at [Vaccine Schedule](#) (Make sure to scroll to the proper page of the schedule)
- Individuals aged 18 and over can schedule their booster dose appointment through the [Ontario's booking portal](#), by calling the Provincial Vaccine Contact Centre, through Indigenous-led vaccination clinics, [participating pharmacies](#) and primary care settings. Appointments will be booked three months (84 days) after a second dose as the province urgently expands booster eligibility to millions more individuals.
- [COVID-19 Vaccines \(publichealthgreybruce.on.ca\)](#)
- [Getting Your COVID-19 Vaccine \(publichealthgreybruce.on.ca\)](#)
- [Youth and COVID-19 Vaccines \(publichealthgreybruce.on.ca\)](#)

**Actions Taken In the Past 24 Hours:**

- Media Releases:
  - [Text Notifications for People who Test Positive for COVID-19](#)
  - [COVID-19 3rd dose - Grey Bruce local political leaders leading by example](#)
- GBHU COVID-19 Team continue with case and contact management, reporting, and responding to COVID-19 related calls. Contact tracing exceeds provincial targets with 100% of all cases contacted within 24 hours
- GBHU Team continue to ensure essential public health activities not related to COVID-19

Provincial COVID-19 Data - <https://covid-19.ontario.ca/data>

- [Provincial Testing Data](#)
- [Provincial Hospitalization Data](#)
- [Provincial Likely Source of Infection Data](#)
- [Raw Data to Download - Provincial](#)

## Media Relations

Media inquiries should be directed to [Communications@publichealthgreybruce.on.ca](mailto:Communications@publichealthgreybruce.on.ca) 519-376-9420 or 1-800-263-3456 ext. 3940

## Vaccine Data Overview



# GREY BRUCE COVID-19 VACCINATION OVERVIEW

Figure 1

294980

Total Doses Given in Grey Bruce

Figure 2

7006

Doses Given in Grey Bruce: Past Week

Figure 3. Vaccinated Residents by Immunization Status

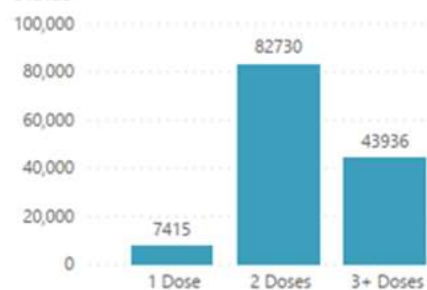


Figure 4. Vaccinated Residents by Age

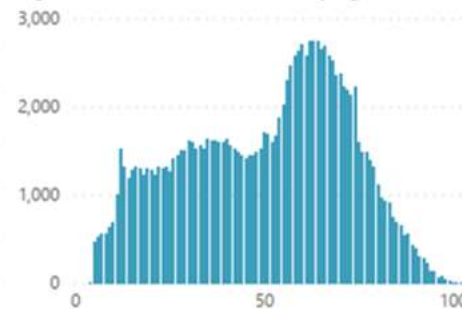


Figure 5. Vaccinated Residents by Gender

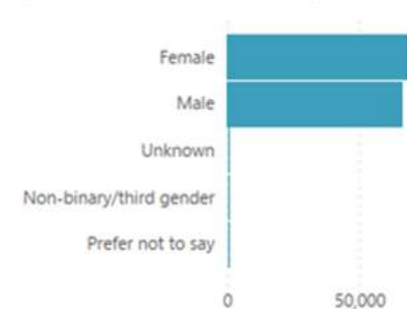


Figure 6. Doses Given in Past Week

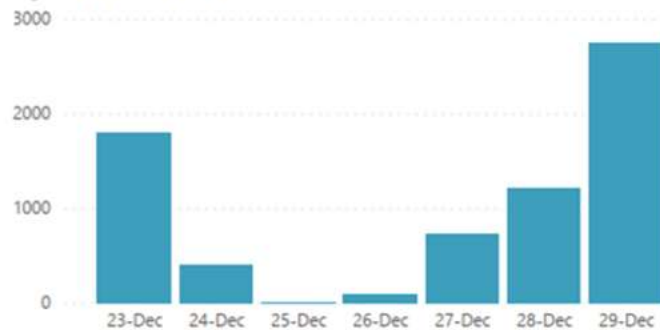
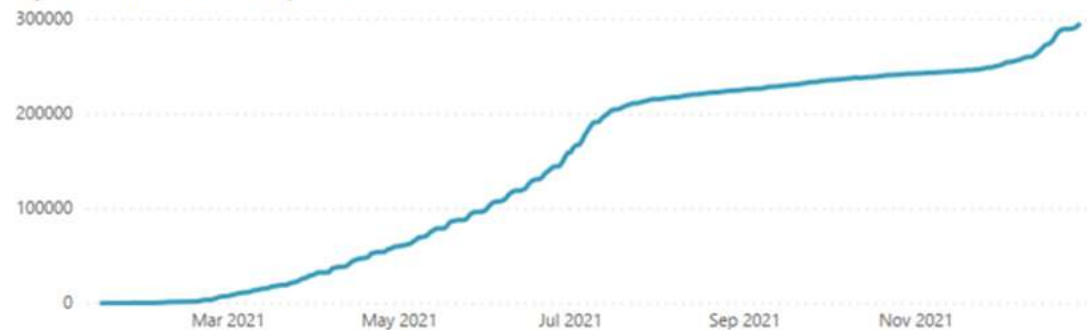


Figure 7. Cumulative Doses by Date Given



Data notes: Figures 1, 2, 6, and 7 represent COVID-19 vaccines administered in the Grey Bruce Health Region, both by the Grey Bruce Health Unit and participating partner organizations. These figures include all doses administered in Grey Bruce, regardless of whether they were given to Grey Bruce residents. These include first, second and any subsequent doses, and do not represent a unique count of individuals.

Figures 3, 4, and 5 represent residents of Grey Bruce, who have received one or more doses of a COVID-19 vaccine, regardless of where the vaccine was received

Data source: data extracted from COVax-ON via IntelliHEALTH.

Data last refreshed December 30, 2021. Data are refreshed daily on weekdays and are current up to 11:59 PM on the previous day.

# GREY BRUCE COVID-19 VACCINATION COVERAGE



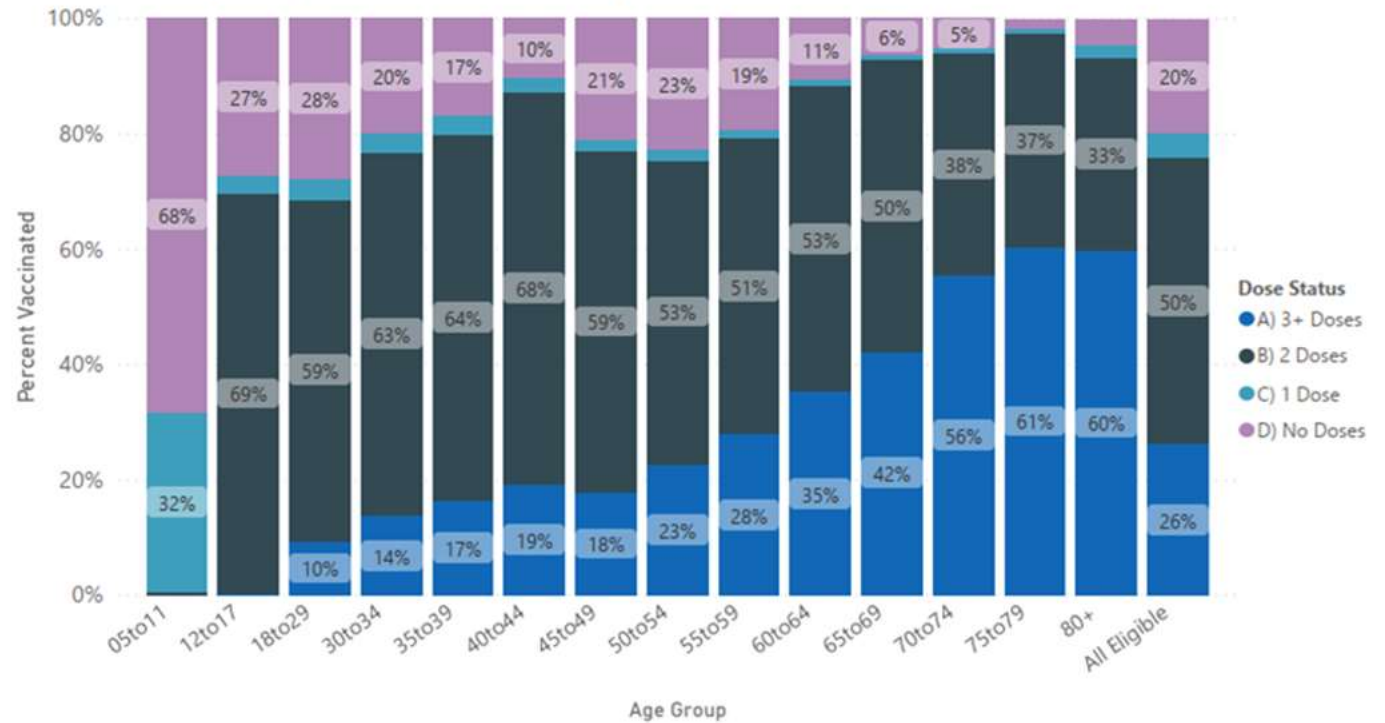
**% Eligible Population (5+) with At Least 1 Dose**  
**80.3%**

**% Eligible Population (5+) with At Least 2 Doses**  
**75.9%**

**% Total Population with At Least 1 Dose**  
**76.2%**

**% Total Population with At Least 2 Doses**  
**71.9%**

Vaccine Coverage by Age Group and Number of Doses Received

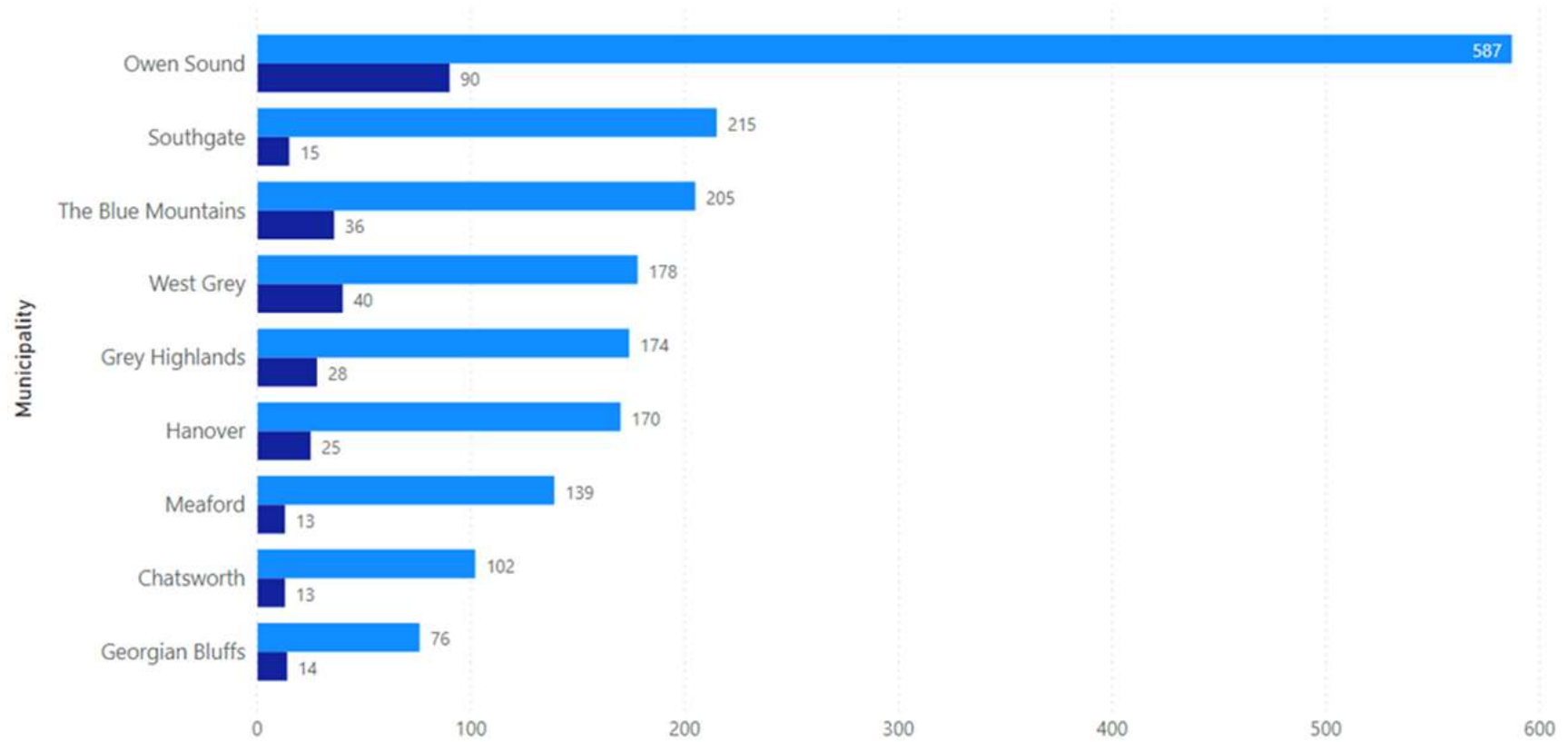


Data notes: Population coverage estimates represent residents of Grey Bruce who have received one or more doses of a COVID-19 vaccine, regardless of where the vaccine was received.  
 Data source: Number of vaccinated clients extracted from COVax-ON via IntelliHEALTH. Population estimates: Statistics Canada for 2020, Ontario Ministry of Finance Population Projections by Census Division.  
 Note that labels in the figure 'Vaccine Coverage by Age Group and Number of Doses Received' may not be visible if the percentage is small.  
 Data last refreshed December 30, 2021. Data are refreshed daily on weekdays and are current up to 11:59 PM on the previous day.

# Resolved and Active Cases by Municipality

Grey County

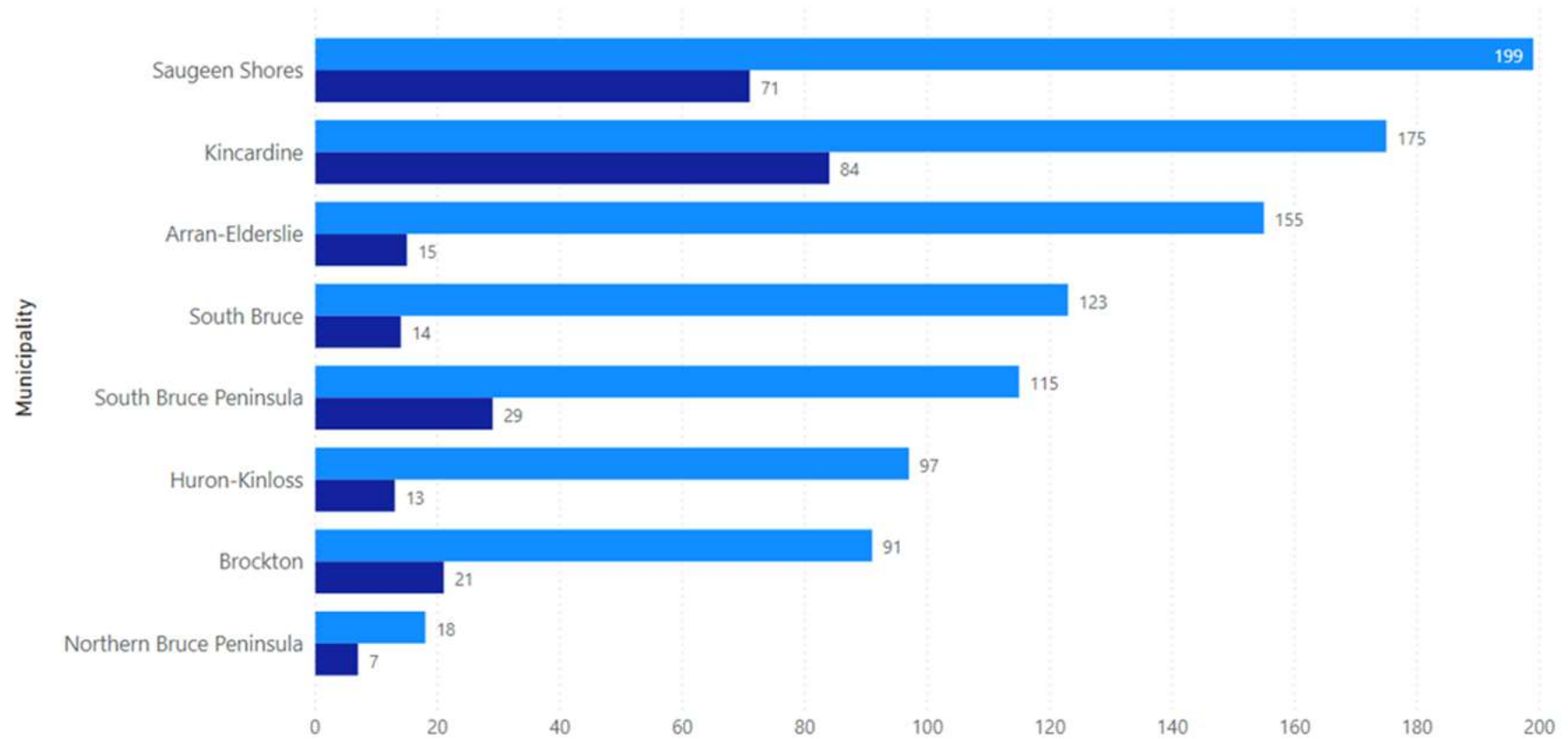
● Resolved Count ● Active Count



# Resolved and Active Cases by Municipality

Bruce County

● Resolved Count ● Active Count

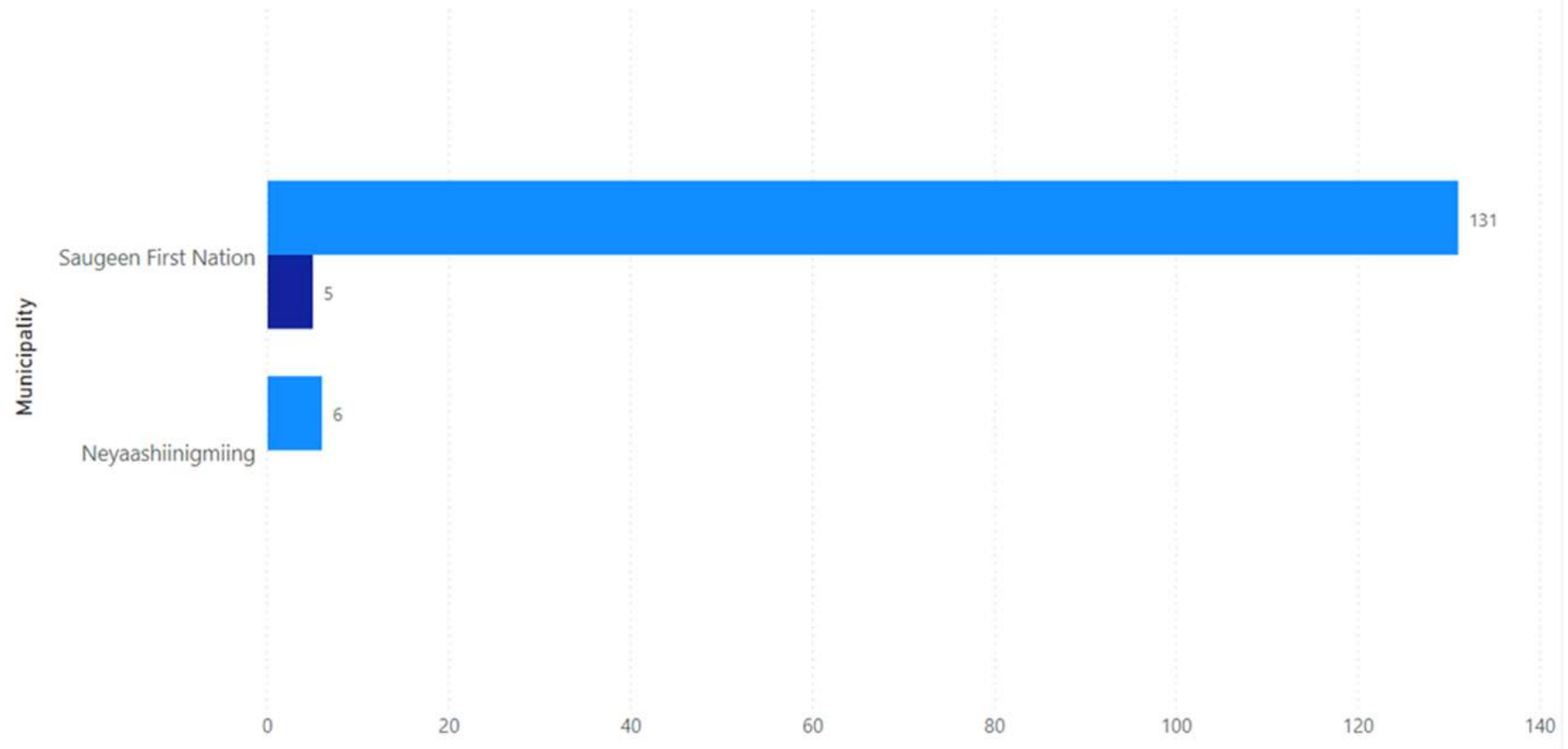


# Resolved and Active Cases by Municipality



First Nation Communities

● Resolved Count ● Active Count





# Situation Report #652 COVID-19

Grey Bruce Health Unit | Incident Management System

December 29, 2021

**Current Situation:**, [Public Health Measures](#), [COVID-19 Vaccines for Grey Bruce](#), [COVID-19 Vaccine for Ontario](#)

**Follow the 3 W's – Wash hands frequently, Watch distance (ideally 6ft), and Wear face covering correctly, and the 2 A's – Avoid Crowds and Arrange for outdoor activities instead of indoors whenever possible.**

**GET YOUR VACCINE – [SEE THE SCHEDULE](#)**

**STAY HOME IF SICK**

**Case counts and vaccine data is taken from GBHU Epidemiological Reports as of 23:59 hrs, December 28, 2021:**

**All data is preliminary and subject to change. Future situation reports will be updated accordingly.**

- 20 new cases reported in past 24 hours in Grey Bruce: 5 – Kincardine, 3 – Saugeen Shores, 2 – Grey Highlands, 2 – Huron-Kinloss, 2 – Owen Sound, 1 – Brockton, 1 – South Bruce Peninsula, 1 – Blue Mountains, 1 – West Grey, 2 – Unknown
- 3354 confirmed cases (including 1 confirmed cases of the Omicron Variant)
- 410 active cases
- **High risk Contacts will no longer be reported due to the change in case and contact management - [COVID-19 Case and Contact Management Updated Process](#)**
- 2916 resolved cases
- 6 confirmed local active cases hospitalized in Grey Bruce due to COVID-19
  - 0 confirmed case from Grey Bruce is hospitalized outside of Grey Bruce due to COVID-19
- 16 deaths in Grey Bruce
  - +1 death related to a Grey Bruce resident that acquired the infection and was treated outside of Grey Bruce
  - +7 deaths related to Grey Bruce residents that acquired the infection in Grey Bruce however passed away outside of Grey Bruce
  - Local and Provincial data may not align as cases with unconfirmed cause of death are not included above but are included in the Provincial data.
- 128 cases reported in health care workers; reports health care workers living in Grey Bruce and working both in and outside Grey Bruce

## **Active Outbreaks:**

- 0 Facility(ies) in COVID-19 outbreak. Reported in [Hospitals](#)
- 1 Facility(ies) in COVID-19 outbreak. Reported in [Long-Term Care/Retirement Homes](#)
  - Rockwood Terrace Long Term Care (2<sup>nd</sup> Floor)
- 5 Facility(ies) in COVID-19 outbreak. Reported in [Schools](#)
  - Grey Highlands Secondary School
  - Hepworth Central School



- Dawnview Public School
- Peninsula Shores District School
- Owen Sound District Secondary School
- 1 Facility(ies) in COVID-19 outbreak. Reported in [Childcare Centres](#)
  - Vicki's Sandbox – 1 Cohort

**Dismissed Cohort(s) – based on 1 case (probable or confirmed) - (more than 1 confirmed case with evidence of transmission within the school environment removes the school from this list and moves it to the outbreak list – see above):**

- [0 Childcare Facility\(ies\) reporting dismissed cohort\(s\)](#)
- [0 School\(s\) reporting dismissed cohorts\(s\)](#) – not outbreak status

**Vaccine – for detailed information please visit [Website and Dashboard](#)**

- 291,423 Total Doses of COVID-19 vaccine administered in Grey and Bruce
- 7,136 Doses given within the past week

**Future Vaccination Planning: [Vaccine Schedule](#)**

- First and second dose may walk-in at all clinics. **Those 5-11 and Third dose requires an appointment at all clinics.** See Vaccine Clinics – details at [Vaccine Schedule](#) (Make sure to scroll to the proper page of the schedule)
- Individuals aged 18 and over can schedule their booster dose appointment through the [Ontario's booking portal](#), by calling the Provincial Vaccine Contact Centre, through Indigenous-led vaccination clinics, [participating pharmacies](#) and primary care settings. Appointments will be booked three months (84 days) after a second dose as the province urgently expands booster eligibility to millions more individuals.
- [COVID-19 Vaccines \(publichealthgreybruce.on.ca\)](#)
- [Getting Your COVID-19 Vaccine \(publichealthgreybruce.on.ca\)](#)
- [Youth and COVID-19 Vaccines \(publichealthgreybruce.on.ca\)](#)

**Actions Taken In the Past 24 Hours:**

- GBHU COVID-19 Team continue with case and contact management, reporting, and responding to COVID-19 related calls. Contact tracing exceeds provincial targets with 100% of all cases contacted within 24 hours
- GBHU Team continue to ensure essential public health activities not related to COVID-19

Provincial COVID-19 Data - <https://covid-19.ontario.ca/data>

- [Provincial Testing Data](#)
- [Provincial Hospitalization Data](#)
- [Provincial Likely Source of Infection Data](#)
- [Raw Data to Download - Provincial](#)

**Media Relations**

Media inquiries should be directed to [Communications@publichealthgreybruce.on.ca](mailto:Communications@publichealthgreybruce.on.ca) 519-376-9420 or 1-800-263-3456 ext. 3940



## Vaccine Data Overview



# GREY BRUCE COVID-19 VACCINATION OVERVIEW

Figure 1

291423

Total Doses Given in Grey Bruce

Figure 2

7136

Doses Given in Grey Bruce: Past Week

Figure 3. Vaccinated Residents by Immunization Status

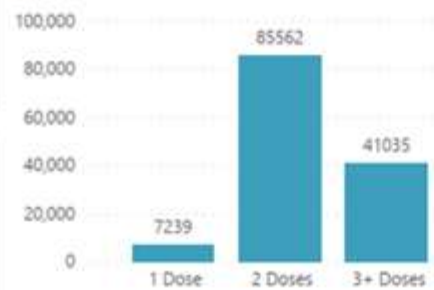


Figure 4. Vaccinated Residents by Age

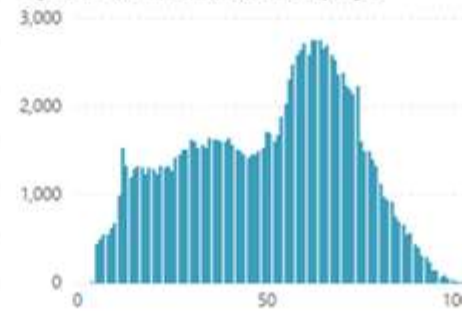


Figure 5. Vaccinated Residents by Gender

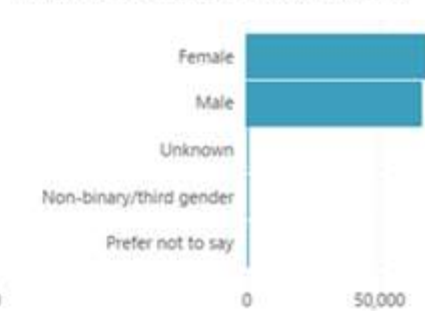


Figure 6. Doses Given in Past Week

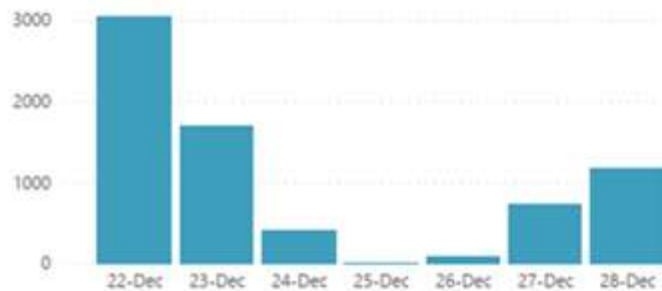
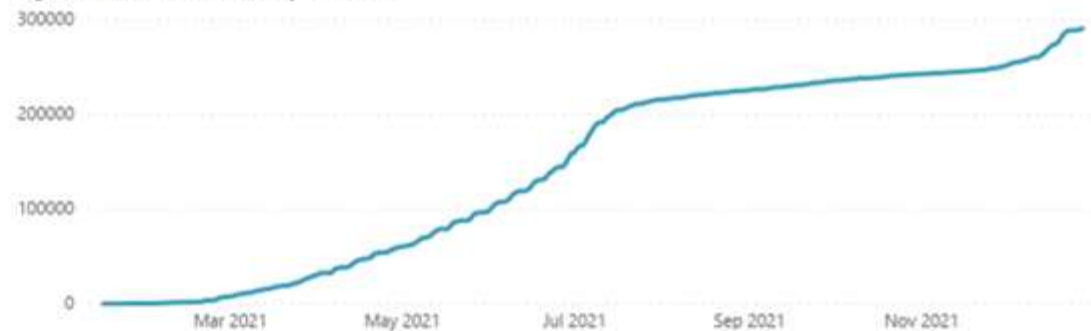


Figure 7. Cumulative Doses by Date Given



Data notes: Figures 1, 2, 6, and 7 represent COVID-19 vaccines administered in the Grey Bruce Health Region, both by the Grey Bruce Health Unit and participating partner organizations. These figures include all doses administered in Grey Bruce, regardless of whether they were given to Grey Bruce residents. These include first, second and any subsequent doses, and do not represent a unique count of individuals.

Figures 3, 4, and 5 represent residents of Grey Bruce, who have received one or more doses of a COVID-19 vaccine, regardless of where the vaccine was received

Data source: data extracted from COVax-ON via IntelliHEALTH.

Data last refreshed December 29, 2021. Data are refreshed daily on weekdays and are current up to 11:59 PM on the previous day.

# GREY BRUCE COVID-19 VACCINATION COVERAGE



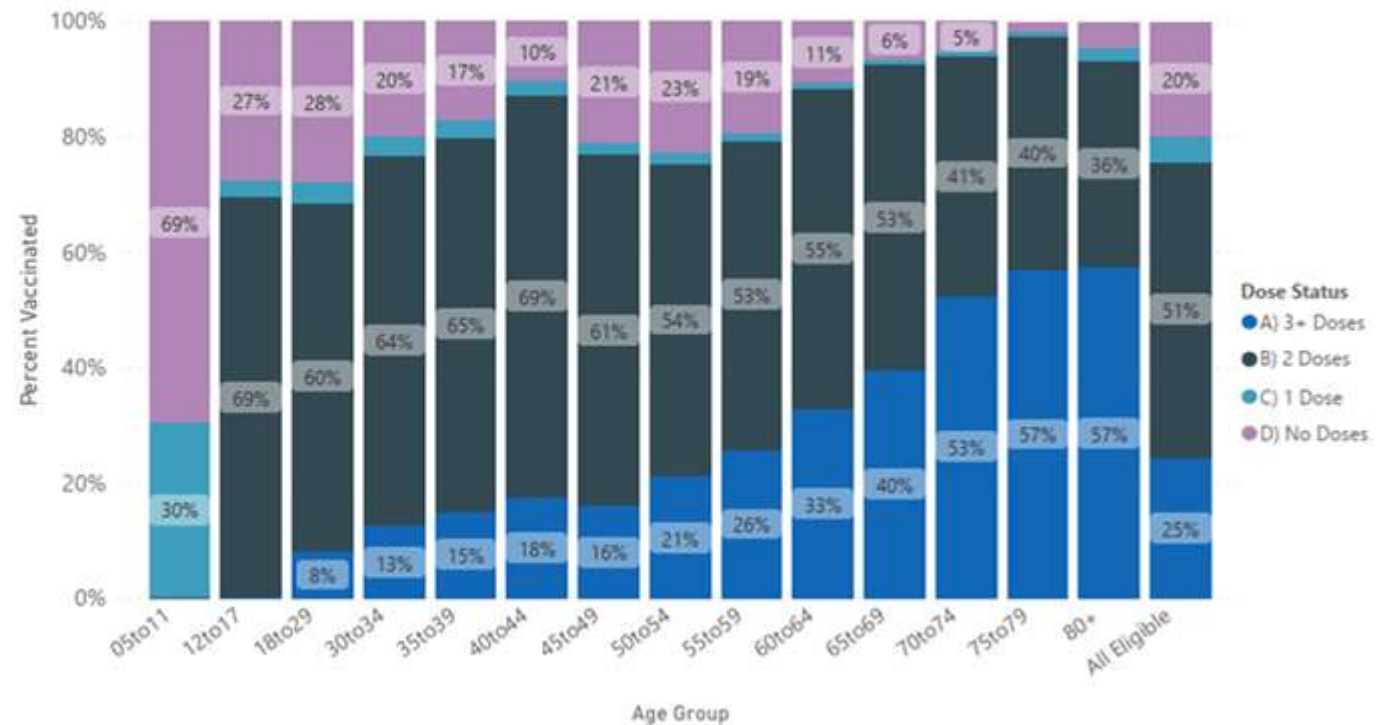
**% Eligible Population (5+) with At Least 1 Dose**  
**80.2%**

**% Eligible Population (5+) with At Least 2 Doses**  
**75.8%**

**% Total Population with At Least 1 Dose**  
**76.0%**

**% Total Population with At Least 2 Doses**  
**71.9%**

Vaccine Coverage by Age Group and Number of Doses Received

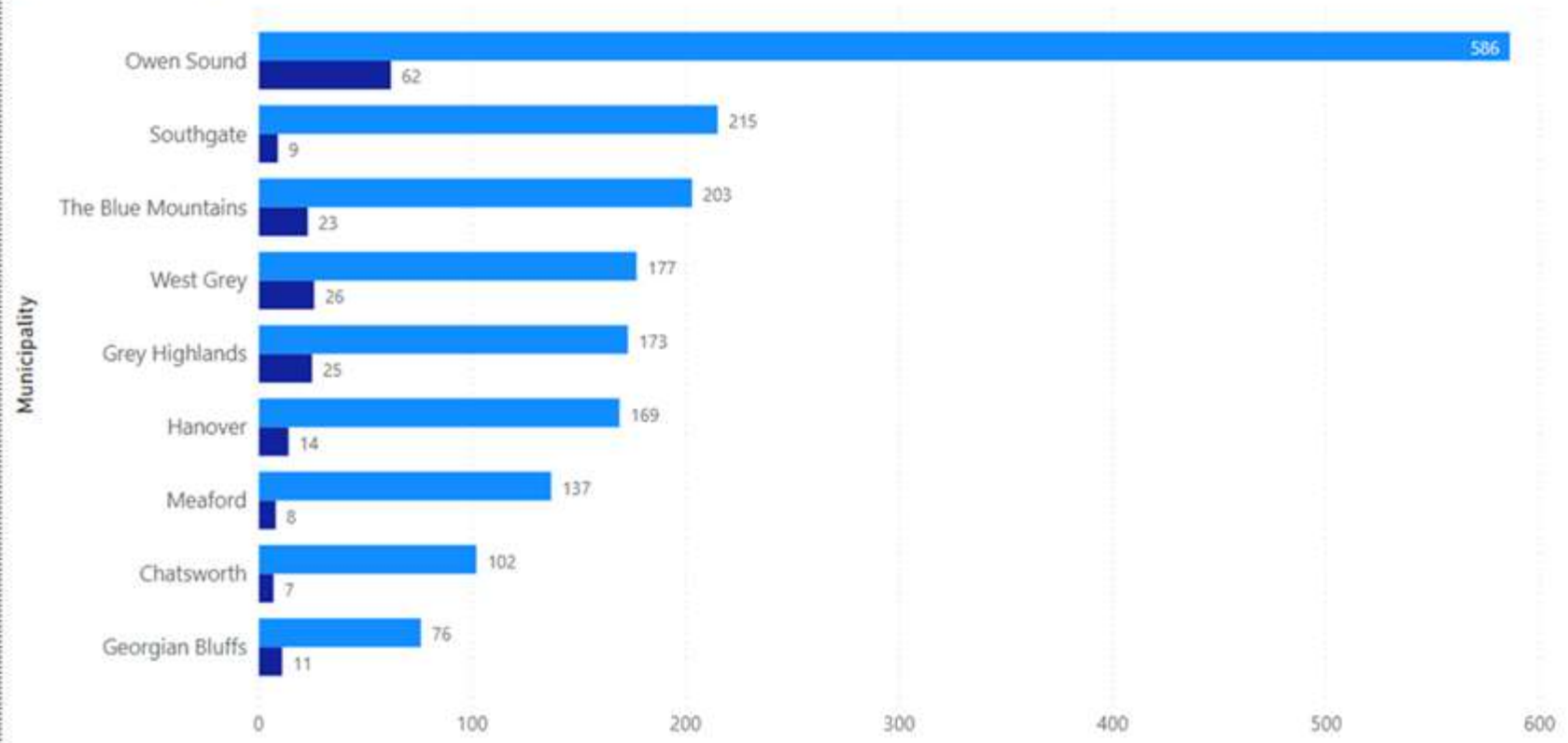


Data notes: Population coverage estimates represent residents of Grey Bruce who have received one or more doses of a COVID-19 vaccine, regardless of where the vaccine was received.  
 Data source: Number of vaccinated clients extracted from COVax-ON via IntelliHEALTH. Population estimates: Statistics Canada for 2020, Ontario Ministry of Finance Population Projections by Census Division.  
 Note that labels in the figure 'Vaccine Coverage by Age Group and Number of Doses Received' may not be visible if the percentage is small.  
 Data last refreshed December 29, 2021. Data are refreshed daily on weekdays and are current up to 11:59 PM on the previous day.

# Resolved and Active Cases by Municipality

Grey County

● Resolved Count ● Active Count

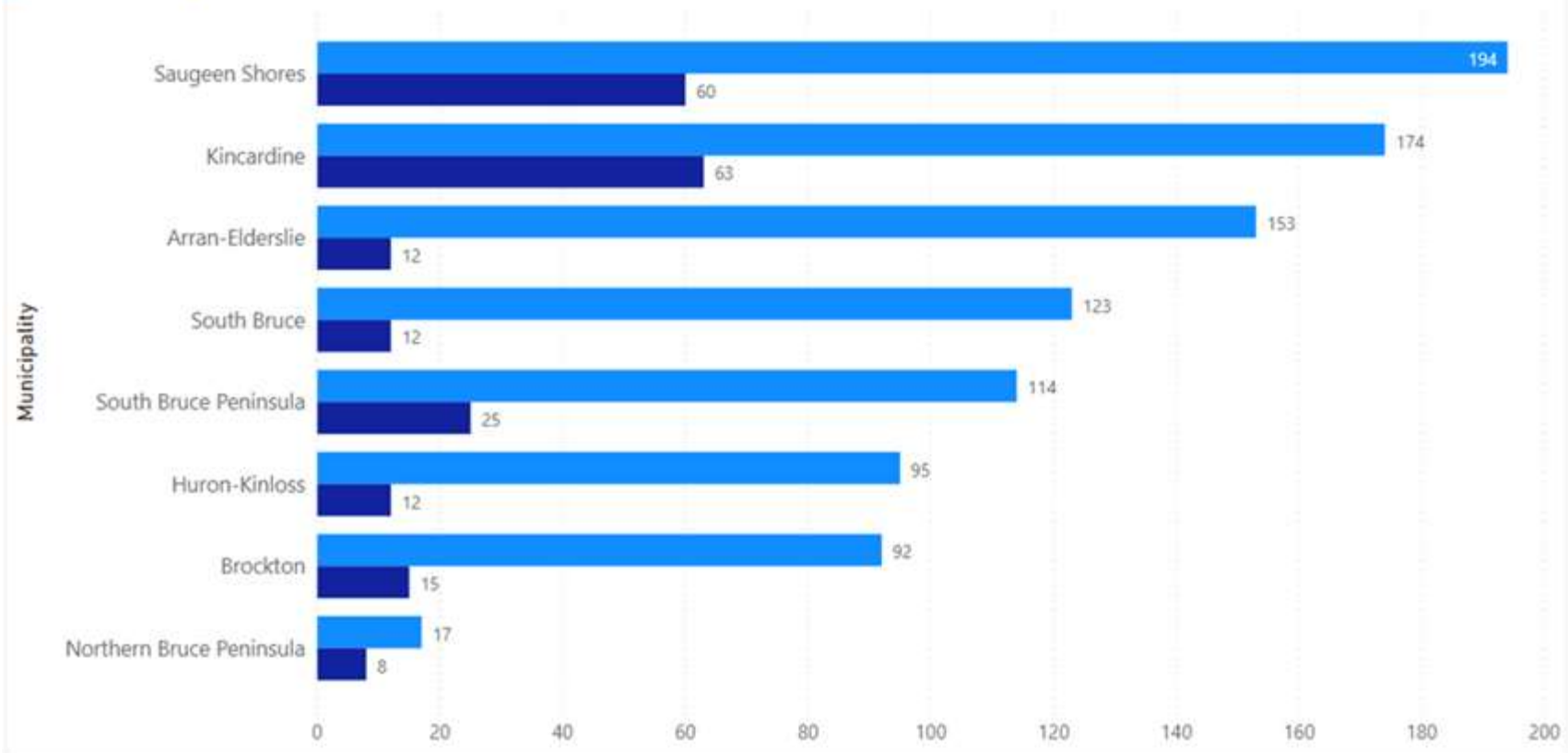


# Resolved and Active Cases by Municipality



Bruce County

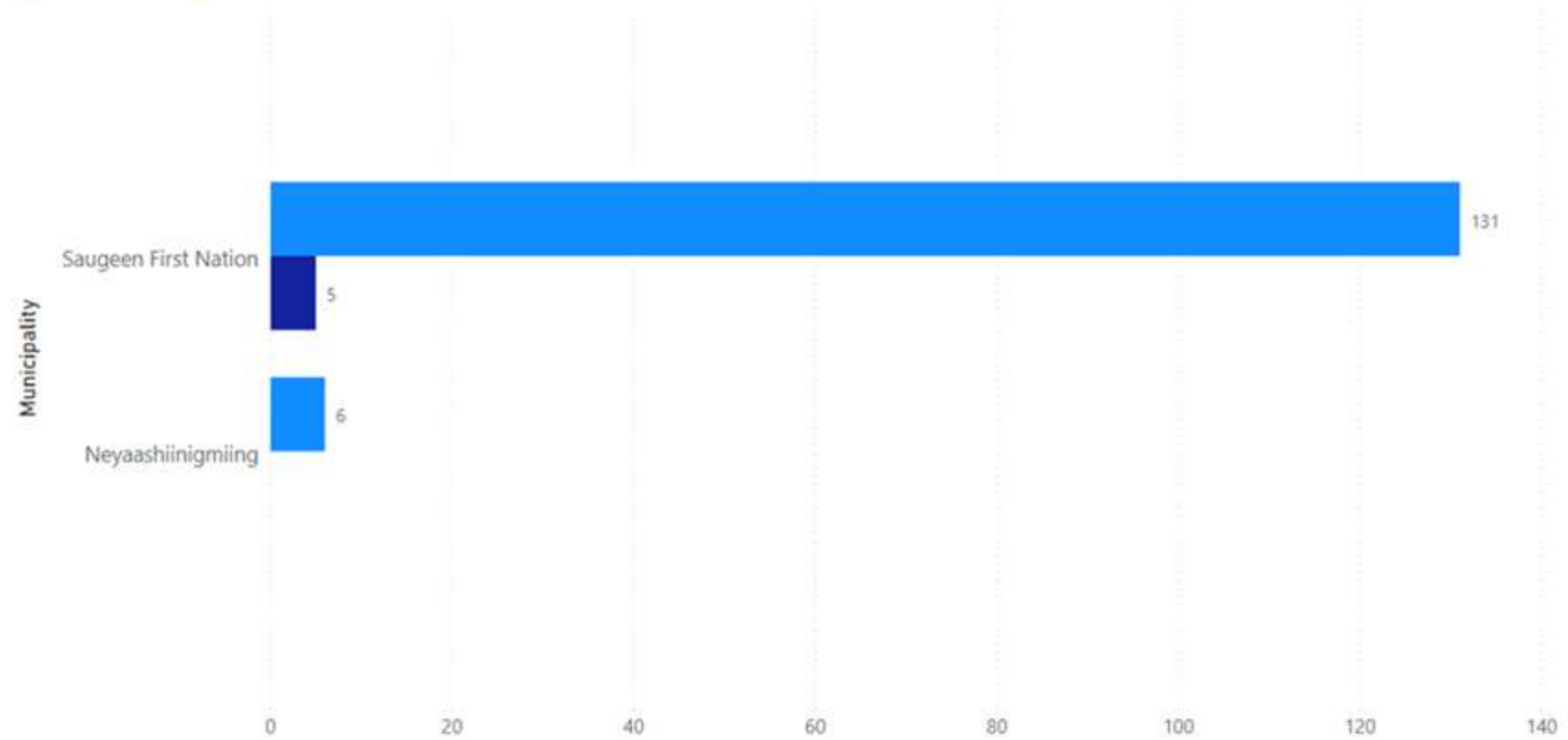
● Resolved Count ● Active Count



# Resolved and Active Cases by Municipality

First Nation Communities

● Resolved Count ● Active Count





# Situation Report #651 COVID-19

Grey Bruce Health Unit | Incident Management System

December 28, 2021

**Current Situation:**, [Public Health Measures](#), [COVID-19 Vaccines for Grey Bruce](#), [COVID-19 Vaccine for Ontario](#)

**Follow the 3 W's – Wash hands frequently, Watch distance (ideally 6ft), and Wear face covering correctly, and the 2 A's – Avoid Crowds and Arrange for outdoor activities instead of indoors whenever possible.**

**GET YOUR VACCINE – [SEE THE SCHEDULE](#)**

**STAY HOME IF SICK**

Case counts and vaccine data is taken from GBHU Epidemiological Reports as of 23:59 hrs, December 27, 2021:

All data is preliminary and subject to change. Future situation reports will be updated accordingly.

- 83 new cases reported in past 24 hours in Grey Bruce: 15 - Saugeen Shores, 15 – Owen Sound, 10 – Kincardine, 5 – Blue Mountains, 4 - Brockton, 4 – Georgian Bluffs, 4 – Northern Bruce Peninsula, 4 – Saugeen First Nation, 3 – Grey Highlands, 3 – Huron-Kinloss, 3 – Meaford, 3 – West Grey, 2 – South Bruce Peninsula, 2 – Southgate, 1 – Arran-Elderslie, 1 – Chatsworth, 1 – Hanover, 3 – Unknown
- 3334 confirmed cases (including 1 confirmed cases of the Omicron Variant)
- 505 active cases
- **High risk Contacts will no longer be reported due to the change in case and contact management - [COVID-19 Case and Contact Management Updated Process](#)**
- 2801 resolved cases
- 6 confirmed local active cases hospitalized in Grey Bruce due to COVID-19
  - 0 confirmed case from Grey Bruce is hospitalized outside of Grey Bruce due to COVID-19
- 16 deaths in Grey Bruce
  - +1 death related to a Grey Bruce resident that acquired the infection and was treated outside of Grey Bruce
  - +7 deaths related to Grey Bruce residents that acquired the infection in Grey Bruce however passed away outside of Grey Bruce
  - Local and Provincial data may not align as cases with unconfirmed cause of death are not included above but are included in the Provincial data.
- 128 cases reported in health care workers; reports health care workers living in Grey Bruce and working both in and outside Grey Bruce

## Active Outbreaks:

- 0 Facility(ies) in COVID-19 outbreak. Reported in [Hospitals](#)
- 1 Facility(ies) in COVID-19 outbreak. Reported in [Long-Term Care/Retirement Homes](#)
  - Rockwood Terrace Long Term Care (2<sup>nd</sup> Floor)
- 5 Facility(ies) in COVID-19 outbreak. Reported in [Schools](#)
  - Grey Highlands Secondary School
  - Hepworth Central School

- Dawnview Public School
- Peninsula Shores District School
- Owen Sound District Secondary School
- 1 Facility(ies) in COVID-19 outbreak. Reported in [Childcare Centres](#)
  - Vicki's Sandbox – 1 Cohort

**Dismissed Cohort(s) – based on 1 case (probable or confirmed) - (more than 1 confirmed case with evidence of transmission within the school environment removes the school from this list and moves it to the outbreak list – see above):**

- [0 Childcare Facility\(ies\) reporting dismissed cohort\(s\)](#)
- [0 School\(s\) reporting dismissed cohorts\(s\)](#) – not outbreak status

**Vaccine – for detailed information please visit [Website and Dashboard](#)**

- 289,830 Total Doses of COVID-19 vaccine administered in Grey and Bruce
- 10,956 Doses given within the past week

**Future Vaccination Planning: [Vaccine Schedule](#)**

- First and second dose may walk-in at all clinics. **Those 5-11 and Third dose requires an appointment at all clinics.** See Vaccine Clinics – details at [Vaccine Schedule](#) (Make sure to scroll to the proper page of the schedule)
- Individuals aged 18 and over can schedule their booster dose appointment through the [Ontario's booking portal](#), by calling the Provincial Vaccine Contact Centre, through Indigenous-led vaccination clinics, [participating pharmacies](#) and primary care settings. Appointments will be booked three months (84 days) after a second dose as the province urgently expands booster eligibility to millions more individuals.
- [COVID-19 Vaccines \(publichealthgreybruce.on.ca\)](#)
- [Getting Your COVID-19 Vaccine \(publichealthgreybruce.on.ca\)](#)
- [Youth and COVID-19 Vaccines \(publichealthgreybruce.on.ca\)](#)

**Actions Taken In the Past 24 Hours:**

- GBHU COVID-19 Team continue with case and contact management, reporting, and responding to COVID-19 related calls. Contact tracing exceeds provincial targets with 100% of all cases contacted within 24 hours
- GBHU Team continue to ensure essential public health activities not related to COVID-19

Provincial COVID-19 Data - <https://covid-19.ontario.ca/data>

- [Provincial Testing Data](#)
- [Provincial Hospitalization Data](#)
- [Provincial Likely Source of Infection Data](#)
- [Raw Data to Download - Provincial](#)

**Media Relations**

Media inquiries should be directed to [Communications@publichealthgreybruce.on.ca](mailto:Communications@publichealthgreybruce.on.ca) 519-376-9420 or 1-800-263-3456 ext. 3940



## Vaccine Data Overview



# GREY BRUCE COVID-19 VACCINATION OVERVIEW

Figure 1

289830

Total Doses Given in Grey Bruce

Figure 2

10956

Doses Given in Grey Bruce: Past Week

Figure 3. Vaccinated Residents by Immunization Status

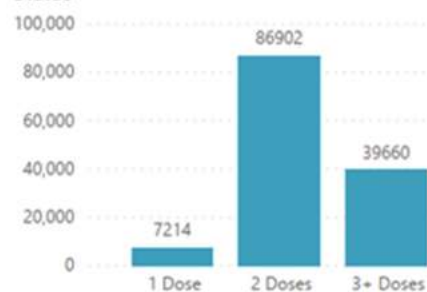


Figure 4. Vaccinated Residents by Age

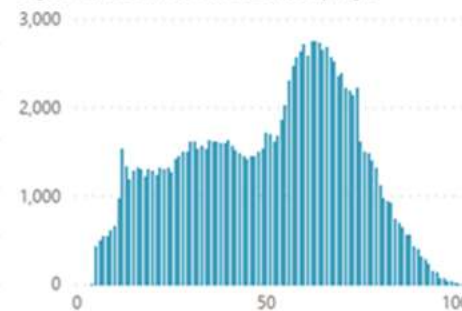


Figure 5. Vaccinated Residents by Gender

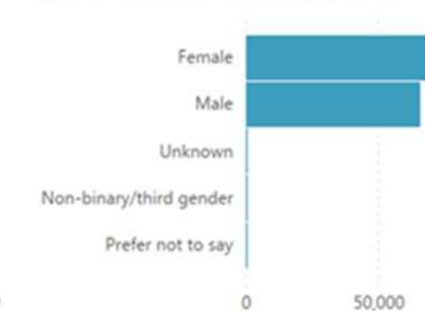


Figure 6. Doses Given in Past Week

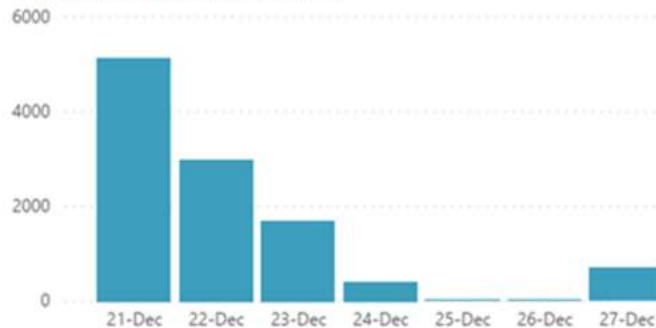
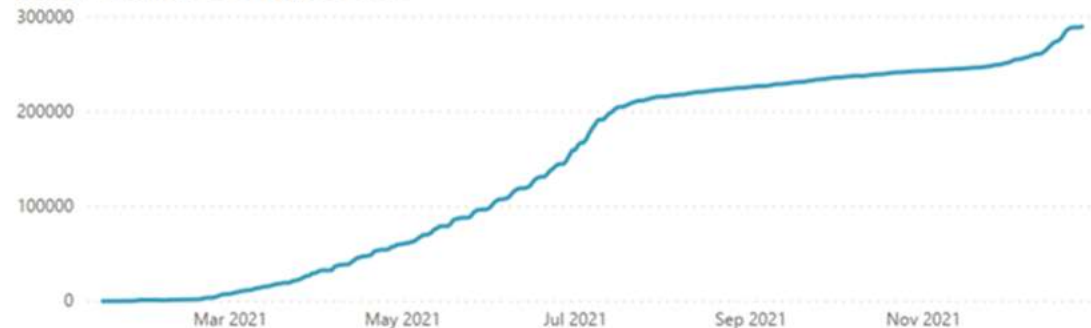


Figure 7. Cumulative Doses by Date Given



Data notes: Figures 1, 2, 6, and 7 represent COVID-19 vaccines administered in the Grey Bruce Health Region, both by the Grey Bruce Health Unit and participating partner organizations. These figures include all doses administered in Grey Bruce, regardless of whether they were given to Grey Bruce residents. These include first, second and any subsequent doses, and do not represent a unique count of individuals.

Figures 3, 4, and 5 represent residents of Grey Bruce, who have received one or more doses of a COVID-19 vaccine, regardless of where the vaccine was received

Data source: data extracted from COVax-ON via IntelliHEALTH.

Data last refreshed December 28, 2021. Data are refreshed daily on weekdays and are current up to 11:59 PM on the previous day.



# GREY BRUCE COVID-19 VACCINATION COVERAGE



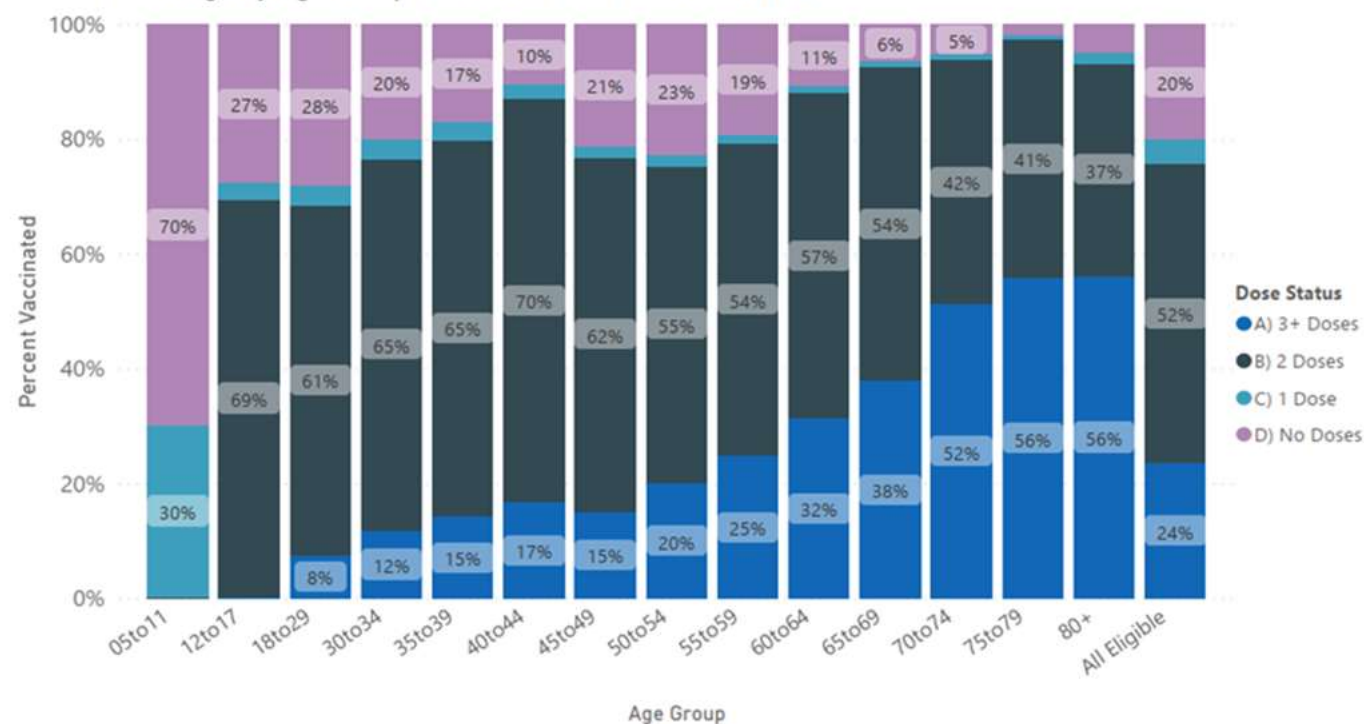
Vaccine Coverage by Age Group and Number of Doses Received

% Eligible Population (5+) with At Least 1 Dose  
**80.1%**

% Eligible Population (5+) with At Least 2 Doses  
**75.8%**

% Total Population with At Least 1 Dose  
**76.0%**

% Total Population with At Least 2 Doses  
**71.9%**

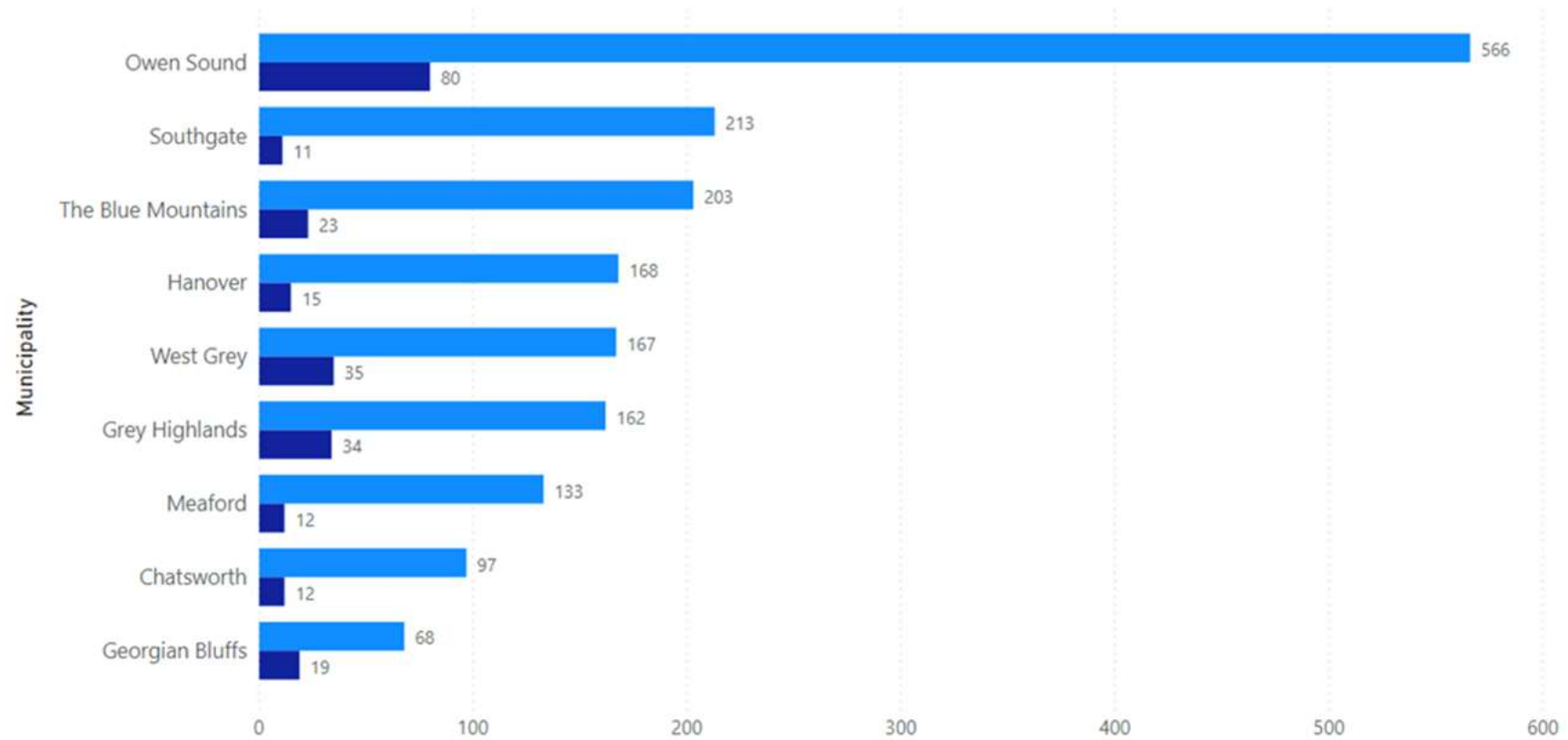


Data notes: Population coverage estimates represent residents of Grey Bruce who have received one or more doses of a COVID-19 vaccine, regardless of where the vaccine was received.  
 Data source: Number of vaccinated clients extracted from COVax-ON via IntelliHEALTH. Population estimates: Statistics Canada for 2020, Ontario Ministry of Finance Population Projections by Census Division.  
 Note that labels in the figure 'Vaccine Coverage by Age Group and Number of Doses Received' may not be visible if the percentage is small.  
 Data last refreshed December 28, 2021. Data are refreshed daily on weekdays and are current up to 11:59 PM on the previous day.

# Resolved and Active Cases by Municipality

Grey County

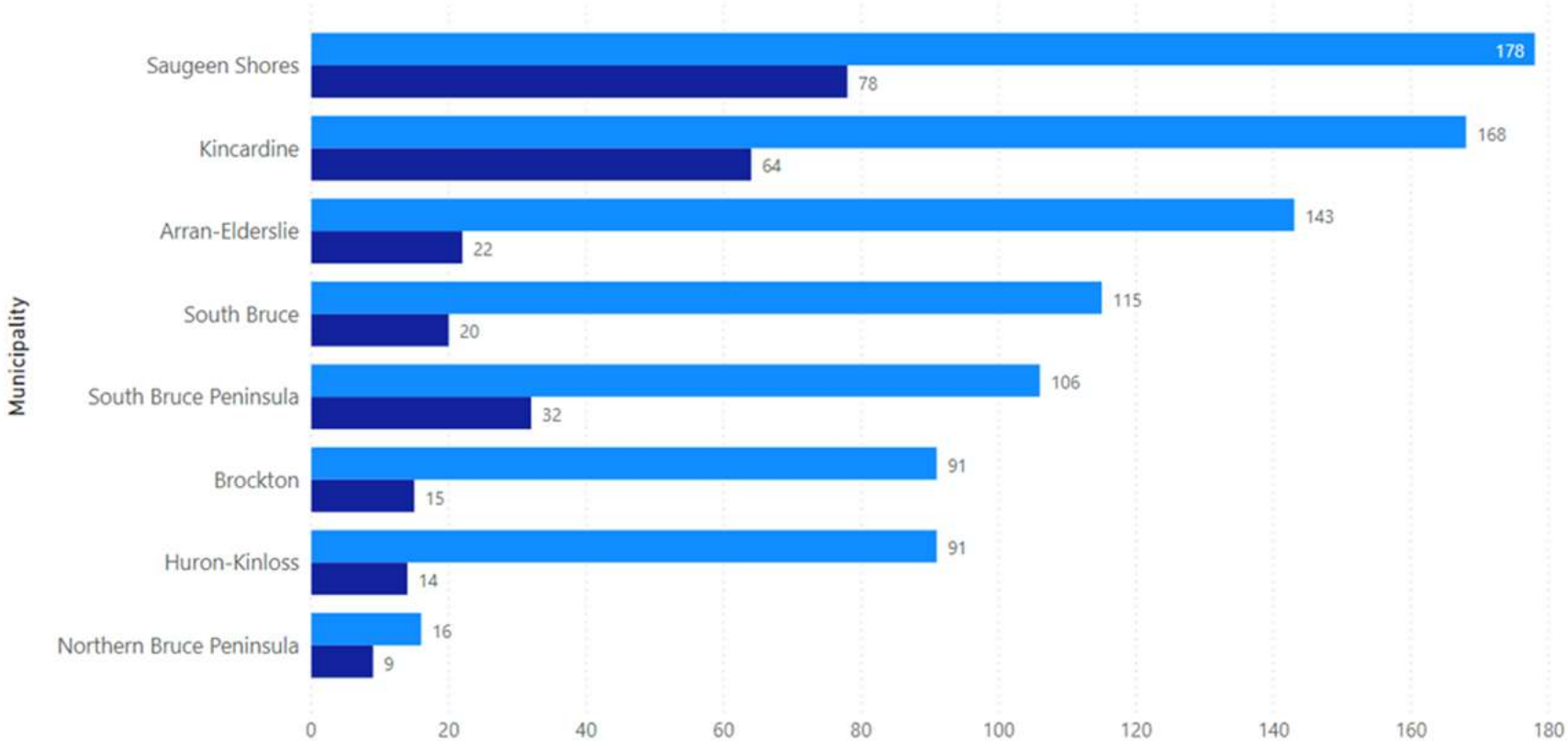
● Resolved Count ● Active Count



# Resolved and Active Cases by Municipality

Bruce County

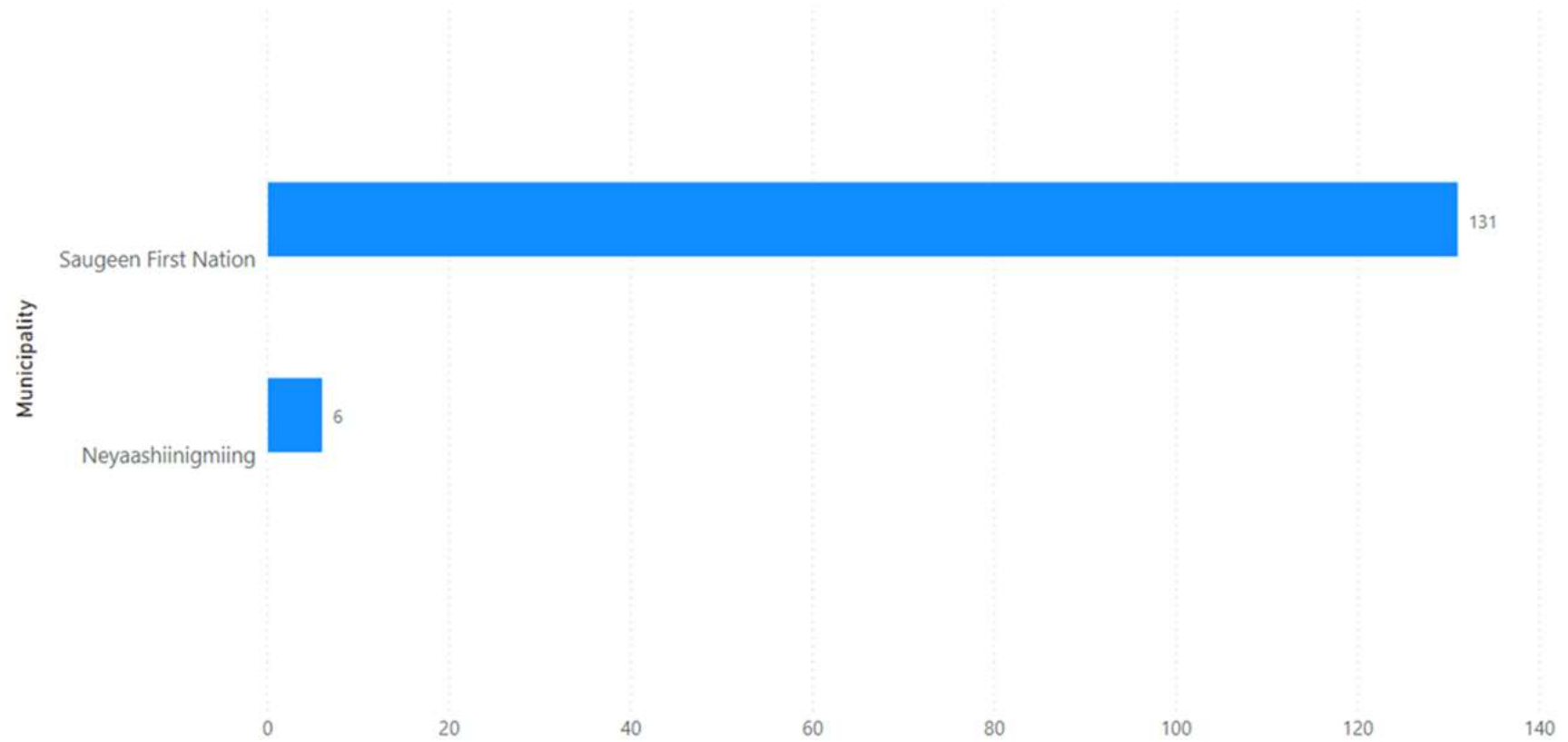
● Resolved Count ● Active Count



# Resolved and Active Cases by Municipality

First Nation Communities

● Resolved Count ● Active Count





# Situation Report #650 COVID-19

Grey Bruce Health Unit | Incident Management System

December 27, 2021

**Current Situation:**, [Public Health Measures](#), [COVID-19 Vaccines for Grey Bruce](#), [COVID-19 Vaccine for Ontario](#)

**Follow the 3 W's – Wash hands frequently, Watch distance (ideally 6ft), and Wear face covering correctly, and the 2 A's – Avoid Crowds and Arrange for outdoor activities instead of indoors whenever possible.**

**GET YOUR VACCINE – [SEE THE SCHEDULE](#)**

**STAY HOME IF SICK**

**Case counts and vaccine data is taken from GBHU Epidemiological Reports as of 23:59 hrs, December 26, 2021:**

**All data is preliminary and subject to change. Future situation reports will be updated accordingly.**

- 76 new cases reported in past 24 hours in Grey Bruce: 13 – Owen Sound, 10 Kincardine, 9 – Saugeen Shores, 8 – South Bruce Peninsula, 7 – Grey Highlands, 5 – Hanover, 5 - Blue Mountains, 4 - Brockton, 3 – Huron-Kinloss, 3 - West Grey, 2 - South Bruce, 1- Arran-Elderslie, 1 – Chatsworth, 1- Meaford, 1 – Northern Bruce Peninsula, 3 – Unknown
- 3254 confirmed cases (including 1 confirmed cases of the Omicron Variant)
- 462 active cases
- **High risk Contacts will no longer be reported due to the change in case and contact management - [COVID-19 Case and Contact Management Updated Process](#)**
- 2764 resolved cases
- 6 confirmed local active cases hospitalized in Grey Bruce due to COVID-19
  - 0 confirmed case from Grey Bruce is hospitalized outside of Grey Bruce due to COVID-19
- 16 deaths in Grey Bruce
  - +1 death related to a Grey Bruce resident that acquired the infection and was treated outside of Grey Bruce
  - +7 deaths related to Grey Bruce residents that acquired the infection in Grey Bruce however passed away outside of Grey Bruce
  - Local and Provincial data may not align as cases with unconfirmed cause of death are not included above but are included in the Provincial data.
- 128 cases reported in health care workers; reports health care workers living in Grey Bruce and working both in and outside Grey Bruce

## **Active Outbreaks:**

- 0 Facility(ies) in COVID-19 outbreak. Reported in [Hospitals](#)
- 1 Facility(ies) in COVID-19 outbreak. Reported in [Long-Term Care/Retirement Homes](#)
  - Rockwood Terrace Long Term Care (2<sup>nd</sup> Floor)
- 6 Facility(ies) in COVID-19 outbreak. Reported in [Schools](#)
  - Saugeen District Senior School
  - Grey Highlands Secondary School

- Hepworth Central School
- Dawnview Public School
- Peninsula Shores District School
- Owen Sound District Secondary School
- 1 Facility(ies) in COVID-19 outbreak. Reported in [Childcare Centres](#)
  - Vicki's Sandbox – 1 Cohort

**Dismissed Cohort(s) – based on 1 case (probable or confirmed) - (more than 1 confirmed case with evidence of transmission within the school environment removes the school from this list and moves it to the outbreak list – see above):**

- [1 Childcare Facility\(ies\) reporting dismissed cohort\(s\)](#)
  - Highpoint Before School Program – 1 Cohort
- [3 School\(s\) reporting dismissed cohorts\(s\)](#) – not outbreak status
  - Highpoint Community School – 1 Cohorts
  - Hillcrest Elementary School (Owen Sound) – 4 Cohorts
  - Timothy Christian School – 1 Cohort

**Vaccine – for detailed information please visit [Website and Dashboard](#)**

- 288,539 Total Doses of COVID-19 vaccine administered in Grey and Bruce
- 13,070 Doses given within the past week

**Future Vaccination Planning: [Vaccine Schedule](#)**

- First and second dose may walk-in at all clinics. **Those 5-11 and Third dose requires an appointment at all clinics.** See Vaccine Clinics – details at [Vaccine Schedule](#) (Make sure to scroll to the proper page of the schedule)
- Individuals aged 18 and over can schedule their booster dose appointment through the [Ontario's booking portal](#), by calling the Provincial Vaccine Contact Centre, through Indigenous-led vaccination clinics, [participating pharmacies](#) and primary care settings. Appointments will be booked three months (84 days) after a second dose as the province urgently expands booster eligibility to millions more individuals.
- [COVID-19 Vaccines \(publichealthgreybruce.on.ca\)](#)
- [Getting Your COVID-19 Vaccine \(publichealthgreybruce.on.ca\)](#)
- [Youth and COVID-19 Vaccines \(publichealthgreybruce.on.ca\)](#)

**Actions Taken In the Past 24 Hours:**

- Media Release – GBHU Vaccine Clinics December 27 - January 2: [News Releases \(publichealthgreybruce.on.ca\)](#)
- GBHU COVID-19 Team continue with case and contact management, reporting, and responding to COVID-19 related calls. Contact tracing exceeds provincial targets with 100% of all cases contacted within 24 hours
- GBHU Team continue to ensure essential public health activities not related to COVID-19

Provincial COVID-19 Data - <https://covid-19.ontario.ca/data>

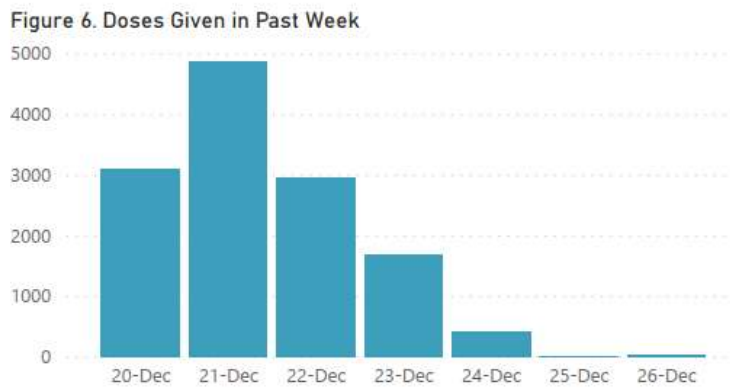
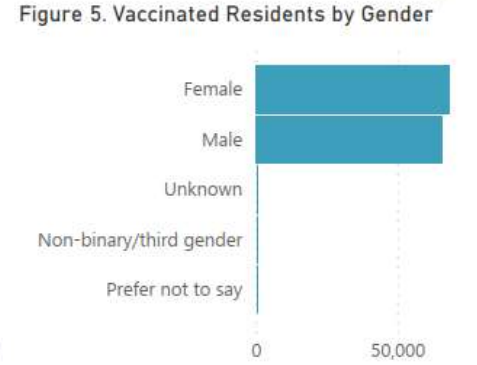
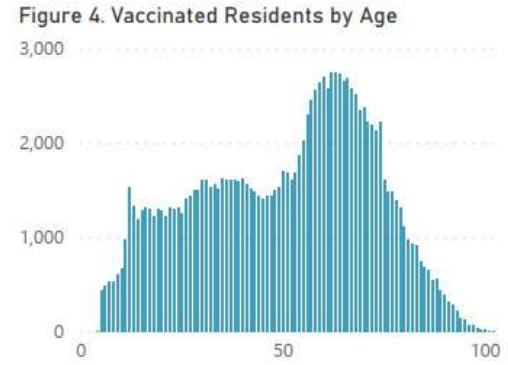
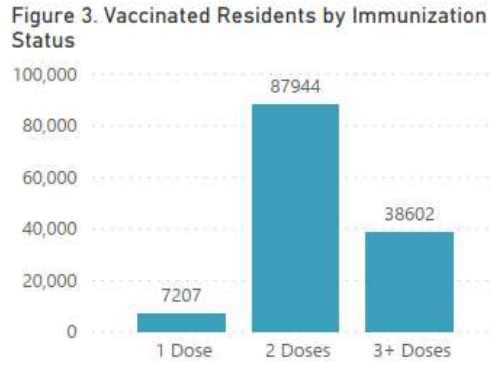
- [Provincial Testing Data](#)
- [Provincial Hospitalization Data](#)
- [Provincial Likely Source of Infection Data](#)
- [Raw Data to Download - Provincial](#)

### **Media Relations**

Media inquiries should be directed to [Communications@publichealthgreybruce.on.ca](mailto:Communications@publichealthgreybruce.on.ca) 519-376-9420 or 1-800-263-3456 ext. 3940

### **[Vaccine Data Overview](#)**

# GREY BRUCE COVID-19 VACCINATION OVERVIEW



Data notes: Figures 1, 2, 6, and 7 represent COVID-19 vaccines administered in the Grey Bruce Health Region, both by the Grey Bruce Health Unit and participating partner organizations. These figures include all doses administered in Grey Bruce, regardless of whether they were given to Grey Bruce residents. These include first, second and any subsequent doses, and do not represent a unique count of individuals. Figures 3, 4, and 5 represent residents of Grey Bruce, who have received one or more doses of a COVID-19 vaccine, regardless of where the vaccine was received

Data source: data extracted from COVax-ON via IntelliHEALTH.

Data last refreshed December 27, 2021. Data are refreshed daily on weekdays and are current up to 11:59 PM on the previous day.



# GREY BRUCE COVID-19 VACCINATION COVERAGE



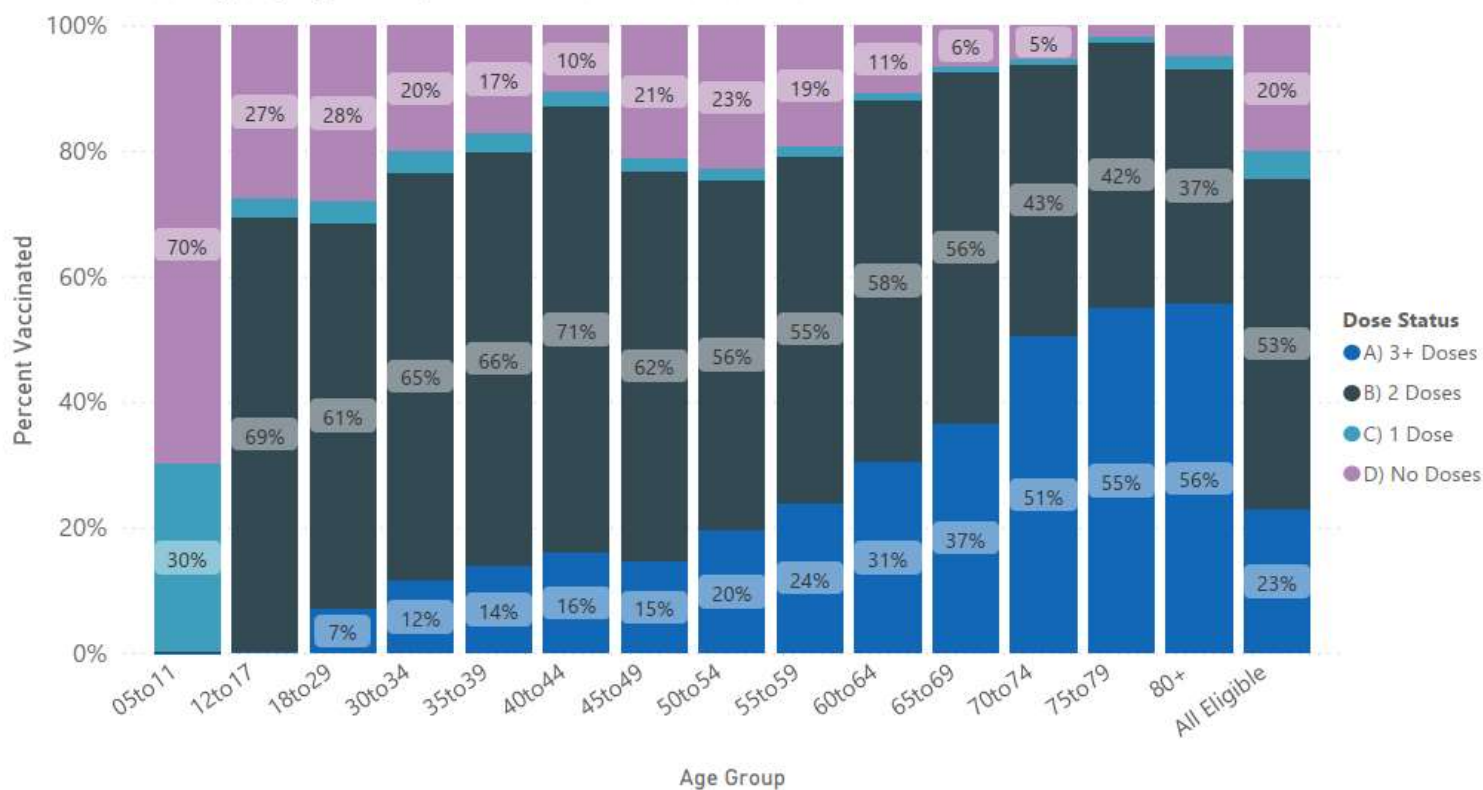
**% Eligible Population (5+) with At Least 1 Dose**  
**80.1%**

**% Eligible Population (5+) with At Least 2 Doses**  
**75.8%**

**% Total Population with At Least 1 Dose**  
**76.0%**

**% Total Population with At Least 2 Doses**  
**71.9%**

Vaccine Coverage by Age Group and Number of Doses Received

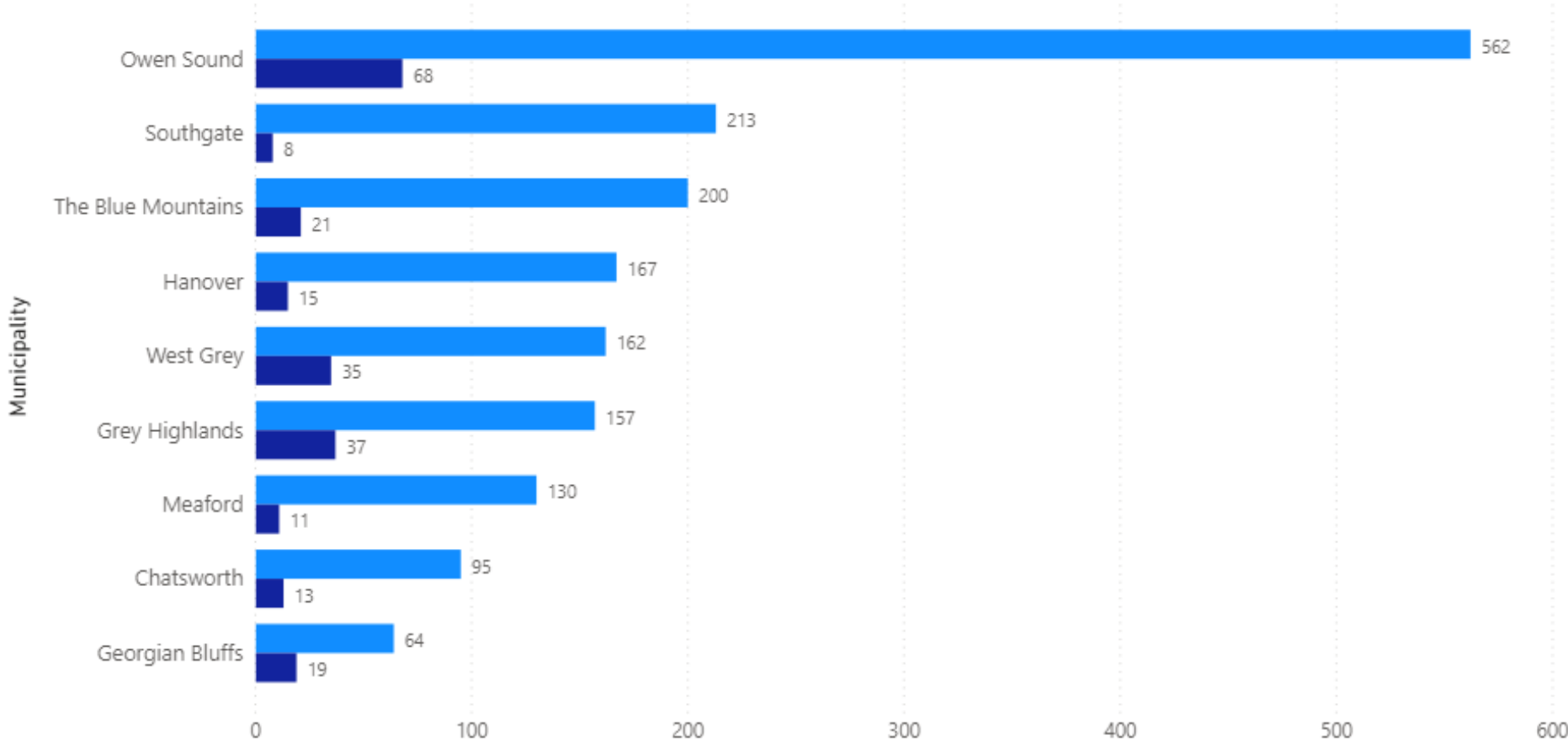


Data notes: Population coverage estimates represent residents of Grey Bruce who have received one or more doses of a COVID-19 vaccine, regardless of where the vaccine was received.  
 Data source: Number of vaccinated clients extracted from COVax-ON via IntelliHEALTH. Population estimates: Statistics Canada for 2020, Ontario Ministry of Finance Population Projections by Census Division.  
 Note that labels in the figure 'Vaccine Coverage by Age Group and Number of Doses Received' may not be visible if the percentage is small.  
 Data last refreshed December 27, 2021. Data are refreshed daily on weekdays and are current up to 11:59 PM on the previous day.

# Resolved and Active Cases by Municipality

Grey County

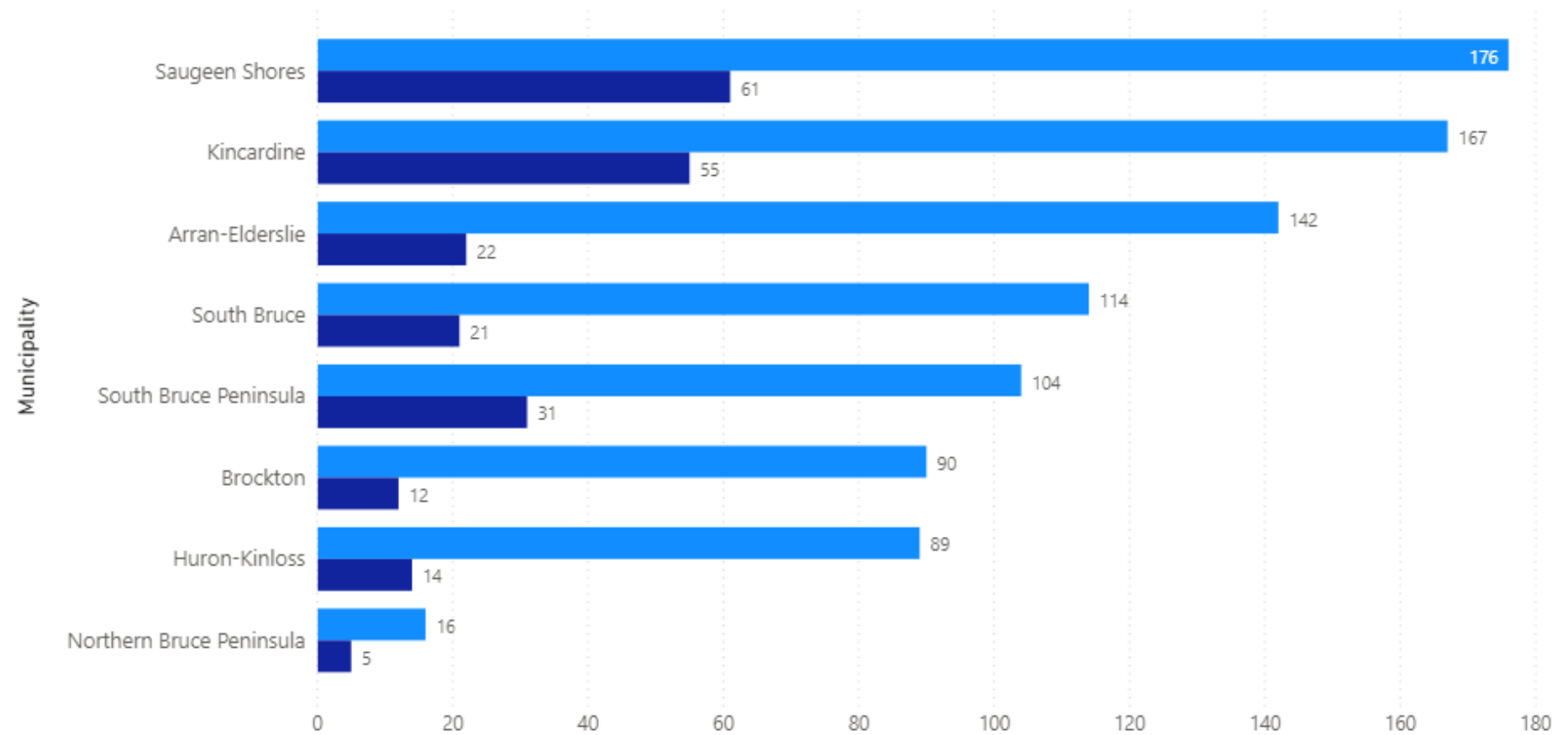
Resolved Count Active Count



# Resolved and Active Cases by Municipality

Bruce County

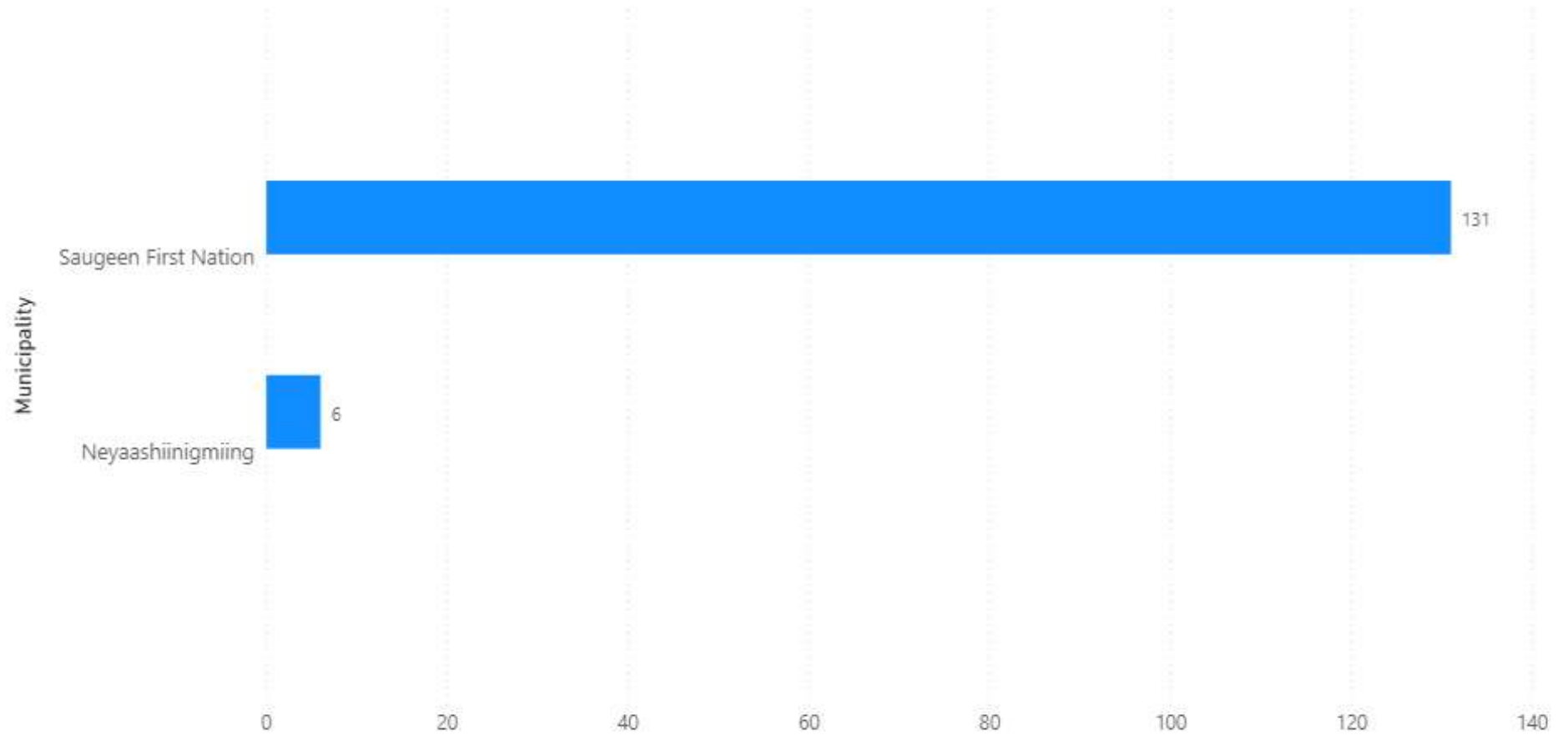
Resolved Count Active Count



# Resolved and Active Cases by Municipality

First Nation Communities

● Resolved Count ● Active Count





# Situation Report #649 COVID-19

Grey Bruce Health Unit | Incident Management System

December 26, 2021

**Current Situation:**, [Public Health Measures](#), [COVID-19 Vaccines for Grey Bruce](#), [COVID-19 Vaccine for Ontario](#)

**Follow the 3 W's – Wash hands frequently, Watch distance (ideally 6ft), and Wear face covering correctly, and the 2 A's – Avoid Crowds and Arrange for outdoor activities instead of indoors whenever possible.**

**GET YOUR VACCINE – [SEE THE SCHEDULE](#)**

**STAY HOME IF SICK**

**Case counts and vaccine data is taken from GBHU Epidemiological Reports as of 23:59 hrs, December 25, 2021:**

**All data is preliminary and subject to change. Future situation reports will be updated accordingly.**

- 19 new cases reported in past 24 hours in Grey Bruce: Grey Highlands – 3; Huron Kinloss – 3; West Grey – 2; South Bruce Peninsula – 2; Kincardine – 2; Arran Elderslie – 1; Owen Sound – 1; Saugeen Shores – 1; Brockton – 1; Hanover – 1; Unknown – 2;
- 3179 confirmed cases (including 1 confirmed cases of the Omicron Variant)
- 403 active cases
- **High risk Contacts will no longer be reported due to the change in case and contact management - [COVID-19 Case and Contact Management Updated Process](#)**
- 2747 resolved cases
- 6 confirmed local active cases hospitalized in Grey Bruce due to COVID-19
  - 0 confirmed case from Grey Bruce is hospitalized outside of Grey Bruce due to COVID-19
- 16 deaths in Grey Bruce
  - +1 death related to a Grey Bruce resident that acquired the infection and was treated outside of Grey Bruce
  - +7 deaths related to Grey Bruce residents that acquired the infection in Grey Bruce however passed away outside of Grey Bruce
  - Local and Provincial data may not align as cases with unconfirmed cause of death are not included above but are included in the Provincial data.
- 128 cases reported in health care workers; reports health care workers living in Grey Bruce and working both in and outside Grey Bruce

## **Active Outbreaks:**

- 0 Facility(ies) in COVID-19 outbreak. Reported in [Hospitals](#)
- 1 Facility(ies) in COVID-19 outbreak. Reported in [Long-Term Care/Retirement Homes](#)
  - Rockwood Terrace Long Term Care (2<sup>nd</sup> Floor)
- 6 Facility(ies) in COVID-19 outbreak. Reported in [Schools](#)
  - Saugeen District Senior School
  - Grey Highlands Secondary School
  - Hepworth Central Public School

- Dawnview Public School
- Peninsula Shores District School
- Owen Sound District Secondary School
- 1 Facility(ies) in COVID-19 outbreak. Reported in [Childcare Centres](#)
  - Vicki's Sandbox – 1 Cohort

**Dismissed Cohort(s) – based on 1 case (probable or confirmed) - (more than 1 confirmed case with evidence of transmission within the school environment removes the school from this list and moves it to the outbreak list – see above):**

- [1 Childcare Facility\(ies\) reporting dismissed cohort\(s\)](#)
  - Highpoint Before School Program – 1 Cohort
- [3 School\(s\) reporting dismissed cohorts\(s\)](#) – not outbreak status
  - Highpoint Community School – 1 Cohort
  - Hillcrest Elementary School (Owen Sound) – 4 Cohorts
  - Timothy Christian School – 1 Cohort

**Vaccine – for detailed information please visit [Website and Dashboard](#)**

- Vaccine Data to be updated on December 27, 2021
- 287,446 Total Doses of COVID-19 vaccine administered in Grey and Bruce
- 17,202 Doses given within the past week

**Future Vaccination Planning: [Vaccine Schedule](#)**

- For week of December 20, first and second dose may walk-in at all clinics. **Those 5-11 and Third dose requires an appointment at all clinics.** See Vaccine Clinics – details at [Vaccine Schedule](#) (Make sure to scroll to the proper page of the schedule)
- **Starting Monday, December 20, 2021**, individuals aged 18 and over will be eligible to schedule their booster dose appointment through the [Ontario's booking portal](#), by calling the Provincial Vaccine Contact Centre, through Indigenous-led vaccination clinics, [participating pharmacies](#) and primary care settings. Appointments will be booked three months (84 days) after a second dose as the province urgently expands booster eligibility to millions more individuals.
- [COVID-19 Vaccines \(publichealthgreybruce.on.ca\)](#)
- [Getting Your COVID-19 Vaccine \(publichealthgreybruce.on.ca\)](#)
- [Youth and COVID-19 Vaccines \(publichealthgreybruce.on.ca\)](#)

**Actions Taken In the Past 24 Hours:**

- GBHU COVID-19 Team continue with case and contact management, reporting, and responding to COVID-19 related calls. Contact tracing exceeds provincial targets with 100% of all cases contacted within 24 hours
- GBHU Team continue to ensure essential public health activities not related to COVID-19

Provincial COVID-19 Data - <https://covid-19.ontario.ca/data>

- [Provincial Testing Data](#)
- [Provincial Hospitalization Data](#)
- [Provincial Likely Source of Infection Data](#)
- [Raw Data to Download - Provincial](#)

### **Media Relations**

Media inquiries should be directed to [Communications@publichealthgreybruce.on.ca](mailto:Communications@publichealthgreybruce.on.ca) 519-376-9420 or 1-800-263-3456 ext. 3940

**Vaccine Data Overview not available on holidays and weekends. Will be updated on Monday December 27, 2021**

**Resolved and Active Case by Municipality data not available on holidays and weekends. Will be updated Monday December 27, 2021**



# Situation Report #648 COVID-19

Grey Bruce Health Unit | Incident Management System

December 25, 2021

**Current Situation:**, [Public Health Measures](#), [COVID-19 Vaccines for Grey Bruce](#), [COVID-19 Vaccine for Ontario](#)

**Follow the 3 W's – Wash hands frequently, Watch distance (ideally 6ft), and Wear face covering correctly, and the 2 A's – Avoid Crowds and Arrange for outdoor activities instead of indoors whenever possible.**

**GET YOUR VACCINE – [SEE THE SCHEDULE](#)**

**STAY HOME IF SICK**

**Case counts and vaccine data is taken from GBHU Epidemiological Reports as of 23:59 hrs, December 24, 2021:**

**All data is preliminary and subject to change. Future situation reports will be updated accordingly.**

- 101 new cases reported in past 24 hours in Grey Bruce: Owen Sound – 18; Kincardine – 17; Saugeen Shores – 13; Grey Highlands – 9; South Bruce Peninsula – 9; Arran Elderslie – 6; Huron Kinloss – 6; West Grey – 5; Blue Mountains – 3; Southgate – 3; Hanover – 2; Georgian Bluffs – 2; North Bruce Peninsula – 2; Meaford – 2; South Bruce – 1; Unknown – 3;
- 3158 confirmed cases (including 1 confirmed cases of the Omicron Variant)
- 404 active cases
- **High risk Contacts will no longer be reported due to the change in case and contact management - [COVID-19 Case and Contact Management Updated Process](#)**
- 2725 resolved cases
- 6 confirmed local active cases hospitalized in Grey Bruce due to COVID-19
  - 0 confirmed case from Grey Bruce is hospitalized outside of Grey Bruce due to COVID-19
- 16 deaths in Grey Bruce
  - +1 death related to a Grey Bruce resident that acquired the infection and was treated outside of Grey Bruce
  - +7 deaths related to Grey Bruce residents that acquired the infection in Grey Bruce however passed away outside of Grey Bruce
  - Local and Provincial data may not align as cases with unconfirmed cause of death are not included above but are included in the Provincial data.
- 127 cases reported in health care workers; reports health care workers living in Grey Bruce and working both in and outside Grey Bruce

## **Active Outbreaks:**

- 0 Facility(ies) in COVID-19 outbreak. Reported in [Hospitals](#)
- 1 Facility(ies) in COVID-19 outbreak. Reported in [Long-Term Care/Retirement Homes](#)
  - Rockwood Terrace Long Term Care (2<sup>nd</sup> Floor)
  
- 6 Facility(ies) in COVID-19 outbreak. Reported in [Schools](#)



- Saugeen District Senior School
- Grey Highlands Secondary School
- Hepworth Central Public School
- Dawnview Public School
- Peninsula Shores District School
- Owen Sound District Secondary School
- 1 Facility(ies) in COVID-19 outbreak. Reported in [Childcare Centres](#)
  - Vicki's Sandbox – 1 Cohort

**Dismissed Cohort(s) – based on 1 case (probable or confirmed) - (more than 1 confirmed case with evidence of transmission within the school environment removes the school from this list and moves it to the outbreak list – see above):**

- [1 Childcare Facility\(ies\) reporting dismissed cohort\(s\)](#)
  - Highpoint Before School Program – 1 Cohort
- [5 School\(s\) reporting dismissed cohorts\(s\)](#) – not outbreak status
  - Kincardine District Senior School – 1 Cohort, 1 Bus
  - Highpoint Community School – 2 Cohorts
  - Hillcrest Elementary School (Owen Sound) – 4 Cohorts
  - Keppel Sarawak Elementary School – 1 Cohort, 1 Bus
  - Timothy Christian School – 1 Cohort

**Vaccine – for detailed information please visit [Website and Dashboard](#)**

- Vaccine Data to be updated on December 27, 2021
- 287,446 Total Doses of COVID-19 vaccine administered in Grey and Bruce
- 17,202 Doses given within the past week

**Future Vaccination Planning: [Vaccine Schedule](#)**

- For week of December 20, first and second dose may walk-in at all clinics. **Those 5-11 and Third dose requires an appointment at all clinics.** See Vaccine Clinics – details at [Vaccine Schedule](#) (Make sure to scroll to the proper page of the schedule)
- **Starting Monday, December 20, 2021**, individuals aged 18 and over will be eligible to schedule their booster dose appointment through the [Ontario's booking portal](#), by calling the Provincial Vaccine Contact Centre, through Indigenous-led vaccination clinics, [participating pharmacies](#) and primary care settings. Appointments will be booked three months (84 days) after a second dose as the province urgently expands booster eligibility to millions more individuals.
- [COVID-19 Vaccines \(publichealthgreybruce.on.ca\)](#)
- [Getting Your COVID-19 Vaccine \(publichealthgreybruce.on.ca\)](#)
- [Youth and COVID-19 Vaccines \(publichealthgreybruce.on.ca\)](#)

**Actions Taken In the Past 24 Hours:**

- GBHU COVID-19 Team continue with case and contact management, reporting, and responding to COVID-19 related calls. Contact tracing exceeds provincial targets with 100% of all cases contacted within 24 hours
- GBHU Team continue to ensure essential public health activities not related to COVID-19

Provincial COVID-19 Data - <https://covid-19.ontario.ca/data>

- [Provincial Testing Data](#)
- [Provincial Hospitalization Data](#)
- [Provincial Likely Source of Infection Data](#)
- [Raw Data to Download - Provincial](#)

### **Media Relations**

Media inquiries should be directed to [Communications@publichealthgreybruce.on.ca](mailto:Communications@publichealthgreybruce.on.ca) 519-376-9420 or 1-800-263-3456 ext. 3940

**Vaccine Data Overview not available on holidays and weekends. Will be updated on Monday December 27, 2021**

**Resolved and Active Case by Municipality data not available on holidays and weekends. Will be updated Monday December 27, 2021**



# Situation Report #647 COVID-19

Grey Bruce Health Unit | Incident Management System

December 24, 2021

**Current Situation:**, [Public Health Measures](#), [COVID-19 Vaccines for Grey Bruce](#), [COVID-19 Vaccine for Ontario](#)

**Follow the 3 W's – Wash hands frequently, Watch distance (ideally 6ft), and Wear face covering correctly, and the 2 A's – Avoid Crowds and Arrange for outdoor activities instead of indoors whenever possible.**

**GET YOUR VACCINE – [SEE THE SCHEDULE](#)**

**STAY HOME IF SICK**

**Case counts and vaccine data is taken from GBHU Epidemiological Reports as of 23:59 hrs, December 23, 2021:**

**All data is preliminary and subject to change. Future situation reports will be updated accordingly.**

- 77 new cases reported in past 24 hours in Grey Bruce: 20 – Kincardine, 13- West Grey, 8 - Owen Sound, 7 - Blue Mountains, 4 –Saugeen Shores, 4 – South Bruce, 3- Brockton, 3 - Grey Highlands, 3- Hanover, 2- Arran-Elderslie, 2- Georgian Bluffs, 2 - Huron- Kinloss, 1 – Chatsworth, 1 - Northern Bruce Peninsula, 1- South Bruce Peninsula, 1 – Southgate, 2- Unknown
- 3055 confirmed cases (including 1 confirmed cases of the Omicron Variant)
- 311 active cases
- **High risk Contacts will no longer be reported due to the change in case and contact management - [COVID-19 Case and Contact Management Updated Process](#)**
- 2716 resolved cases
- 4 confirmed local active cases hospitalized in Grey Bruce due to COVID-19
  - 0 confirmed case from Grey Bruce is hospitalized outside of Grey Bruce due to COVID-19
- 16 deaths in Grey Bruce
  - +1 death related to a Grey Bruce resident that acquired the infection and was treated outside of Grey Bruce
  - +7 deaths related to Grey Bruce residents that acquired the infection in Grey Bruce however passed away outside of Grey Bruce
  - Local and Provincial data may not align as cases with unconfirmed cause of death are not included above but are included in the Provincial data.
- 127 cases reported in health care workers; reports health care workers living in Grey Bruce and working both in and outside Grey Bruce

## **Active Outbreaks:**

- 0 Facility(ies) in COVID-19 outbreak. Reported in [Hospitals](#)
- 1 Facility(ies) in COVID-19 outbreak. Reported in [Long-Term Care/Retirement Homes](#)
  - Rockwood Terrace Long Term Care (2<sup>nd</sup> Floor)
- 6 Facility(ies) in COVID-19 outbreak. Reported in [Schools](#)
  - St. Dominique Savio - Declared Over
  - St. Mary's High School - Declared Over

- Mildmay-Carrick Public School – Declared Over
- John Diefenbaker Senior School – Declared Over
- Saugeen District Senior School
- Grey Highlands Secondary School
- Hepworth Central School
- Dawnview Public School
- Peninsula Shores District School
- Owen Sound District Secondary School
- 1 Facility(ies) in COVID-19 outbreak. Reported in [Childcare Centres](#)
  - Vicki’s Sandbox – 1 Cohort

**Dismissed Cohort(s) – based on 1 case (probable or confirmed) - (more than 1 confirmed case with evidence of transmission within the school environment removes the school from this list and moves it to the outbreak list – see above):**

- [2 Childcare Facility\(ies\) reporting dismissed cohort\(s\)](#)
  - Unity House Nursery School – 1 Cohort
  - Highpoint Before School Program – 1 Cohort
- [6 School\(s\) reporting dismissed cohorts\(s\)](#) – not outbreak status
  - Kincardine District Senior School – 1 Cohort, 1 Bus
  - Macphail Memorial Elementary School – 1 Cohort
  - Highpoint Community School – 2 Cohorts
  - Hillcrest Elementary School (Owen Sound) – 4 Cohorts
  - Keppel Sarawak Elementary School – 1 Cohort, 1 Bus
  - Timothy Christian School – 1 Cohort

**Vaccine – for detailed information please visit [Website and Dashboard](#)**

- 287,446 Total Doses of COVID-19 vaccine administered in Grey and Bruce
- 17,202 Doses given within the past week

**Future Vaccination Planning: [Vaccine Schedule](#)**

- For week of December 20, first and second dose may walk-in at all clinics. **Those 5-11 and Third dose requires an appointment at all clinics.** See Vaccine Clinics – details at [Vaccine Schedule](#) (Make sure to scroll to the proper page of the schedule)
- **Starting Monday, December 20, 2021**, individuals aged 18 and over will be eligible to schedule their booster dose appointment through the [Ontario’s booking portal](#), by calling the Provincial Vaccine Contact Centre, through Indigenous-led vaccination clinics, [participating pharmacies](#) and primary care settings. Appointments will be booked three months (84 days) after a second dose as the province urgently expands booster eligibility to millions more individuals.
- [COVID-19 Vaccines \(publichealthgreybruce.on.ca\)](#)
- [Getting Your COVID-19 Vaccine \(publichealthgreybruce.on.ca\)](#)

- [Youth and COVID-19 Vaccines \(publichealthgreybruce.on.ca\)](https://publichealthgreybruce.on.ca)

### **Actions Taken In the Past 24 Hours:**

- Media Release – [Grey Bruce Health Unit, Bruce Power partner on Hockey Hub mass immunization across region](#)
- GBHU COVID-19 Team continue with case and contact management, reporting, and responding to COVID-19 related calls. Contact tracing exceeds provincial targets with 100% of all cases contacted within 24 hours
- GBHU Team continue to ensure essential public health activities not related to COVID-19

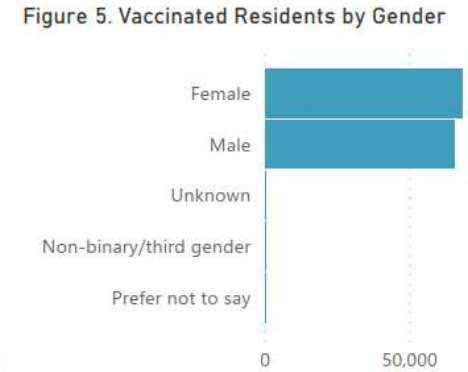
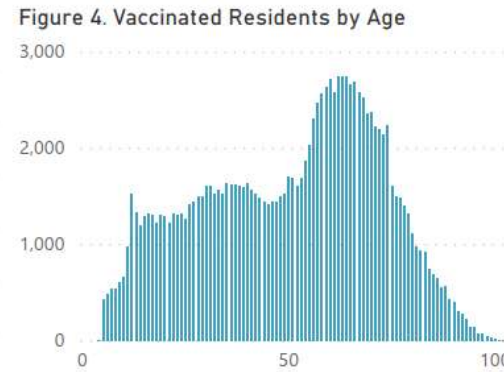
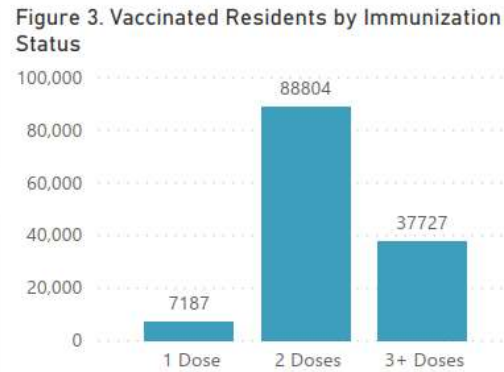
Provincial COVID-19 Data - <https://covid-19.ontario.ca/data>

- [Provincial Testing Data](#)
- [Provincial Hospitalization Data](#)
- [Provincial Likely Source of Infection Data](#)
- [Raw Data to Download - Provincial](#)

### **Media Relations**

Media inquiries should be directed to [Communications@publichealthgreybruce.on.ca](mailto:Communications@publichealthgreybruce.on.ca) 519-376-9420 or 1-800-263-3456 ext. 3940

# GREY BRUCE COVID-19 VACCINATION OVERVIEW



Data notes: Figures 1, 2, 6, and 7 represent COVID-19 vaccines administered in the Grey Bruce Health Region, both by the Grey Bruce Health Unit and participating partner organizations. These figures include all doses administered in Grey Bruce, regardless of whether they were given to Grey Bruce residents. These include first, second and any subsequent doses, and do not represent a unique count of individuals. Figures 3, 4, and 5 represent residents of Grey Bruce, who have received one or more doses of a COVID-19 vaccine, regardless of where the vaccine was received

Data source: data extracted from COVax-ON via IntelliHEALTH.

Data last refreshed December 24, 2021. Data are refreshed daily on weekdays and are current up to 11:59 PM on the previous day.

# GREY BRUCE COVID-19 VACCINATION COVERAGE



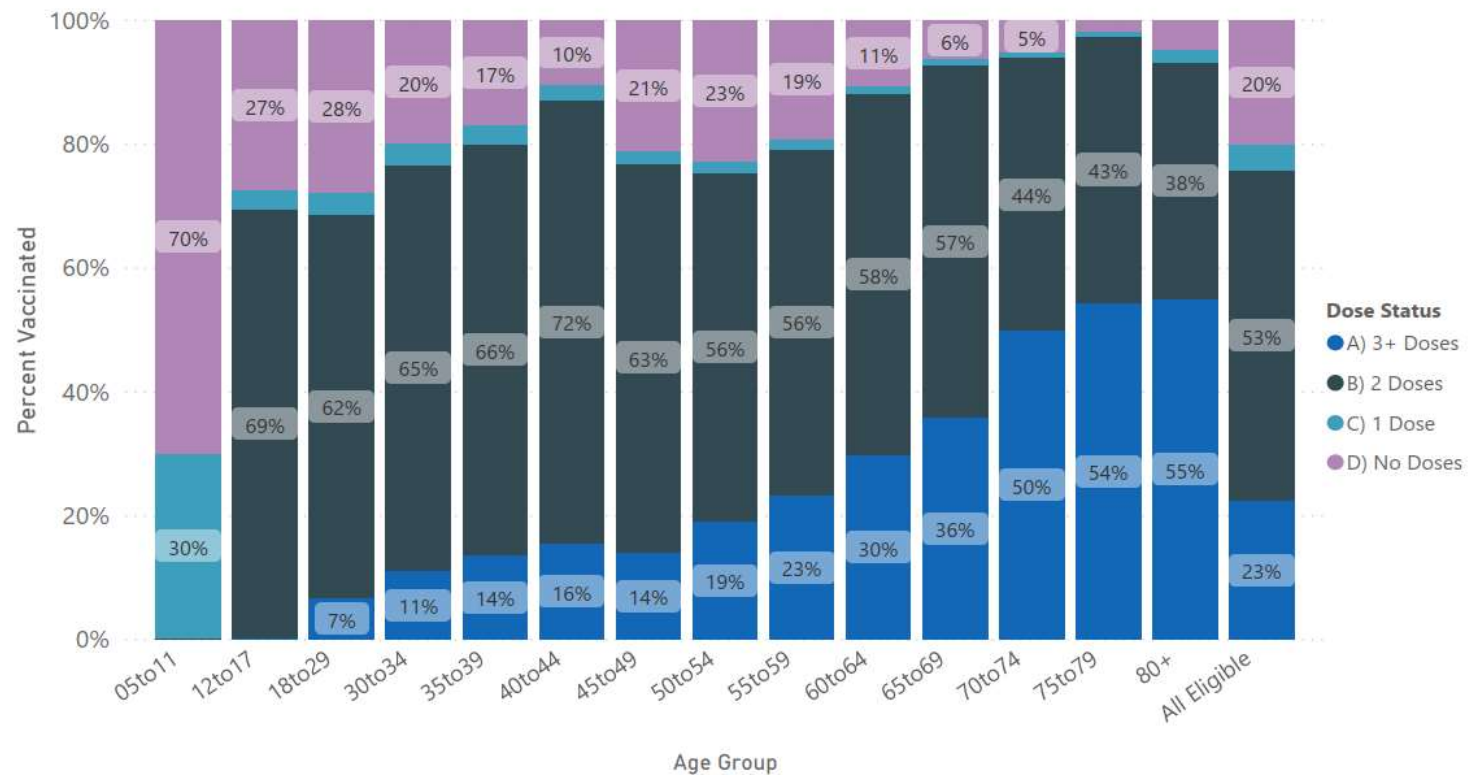
**% Eligible Population (5+) with At Least 1 Dose**  
**80.1%**

**% Eligible Population (5+) with At Least 2 Doses**  
**75.8%**

**% Total Population with At Least 1 Dose**  
**76.0%**

**% Total Population with At Least 2 Doses**  
**71.9%**

Vaccine Coverage by Age Group and Number of Doses Received



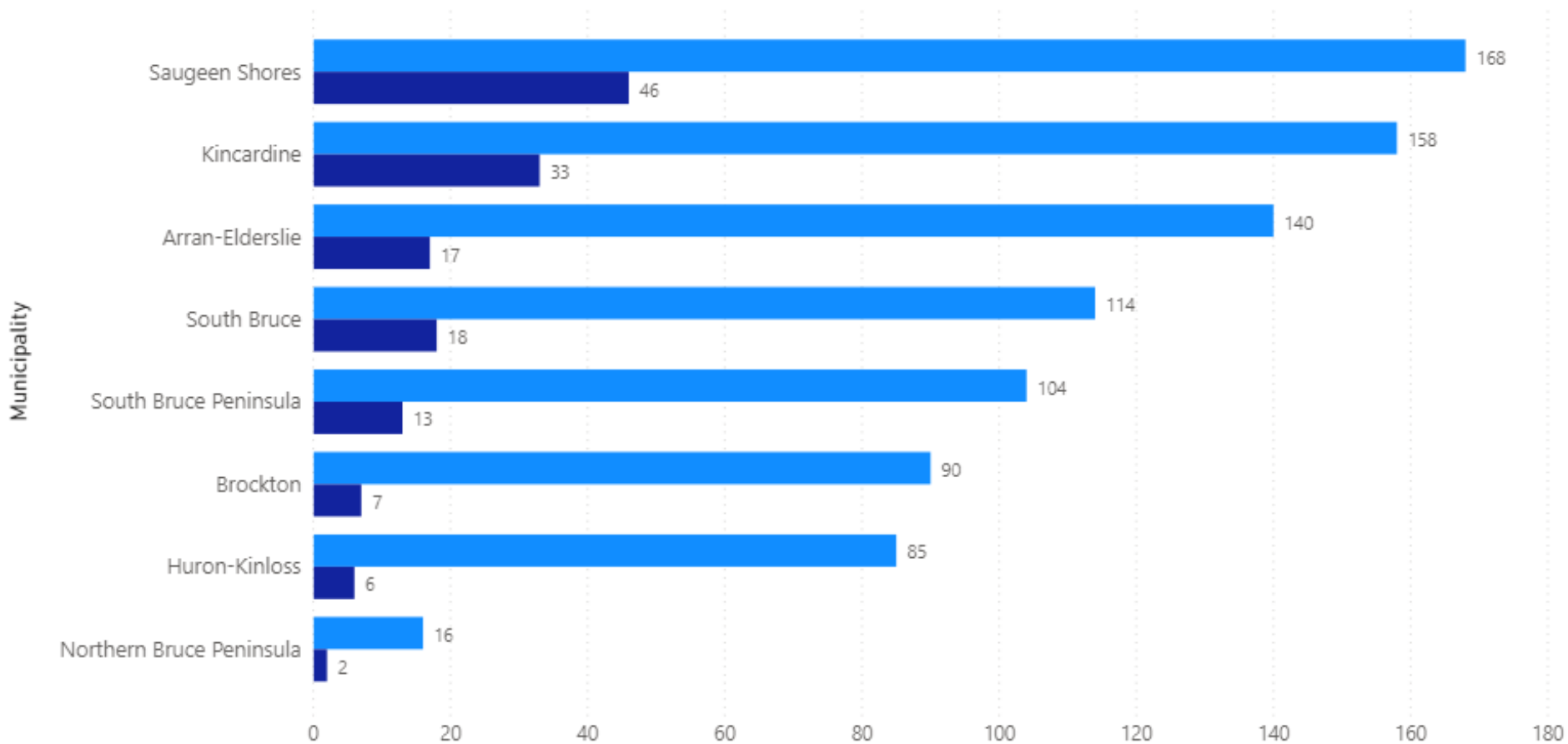
Data notes: Population coverage estimates represent residents of Grey Bruce who have received one or more doses of a COVID-19 vaccine, regardless of where the vaccine was received.  
 Data source: Number of vaccinated clients extracted from COVax-ON via IntelliHEALTH. Population estimates: Statistics Canada for 2020, Ontario Ministry of Finance Population Projections by Census Division.  
 Note that labels in the figure 'Vaccine Coverage by Age Group and Number of Doses Received' may not be visible if the percentage is small.  
 Data last refreshed December 24, 2021. Data are refreshed daily on weekdays and are current up to 11:59 PM on the previous day.



# Resolved and Active Cases by Municipality

Bruce County

● Resolved Count ● Active Count

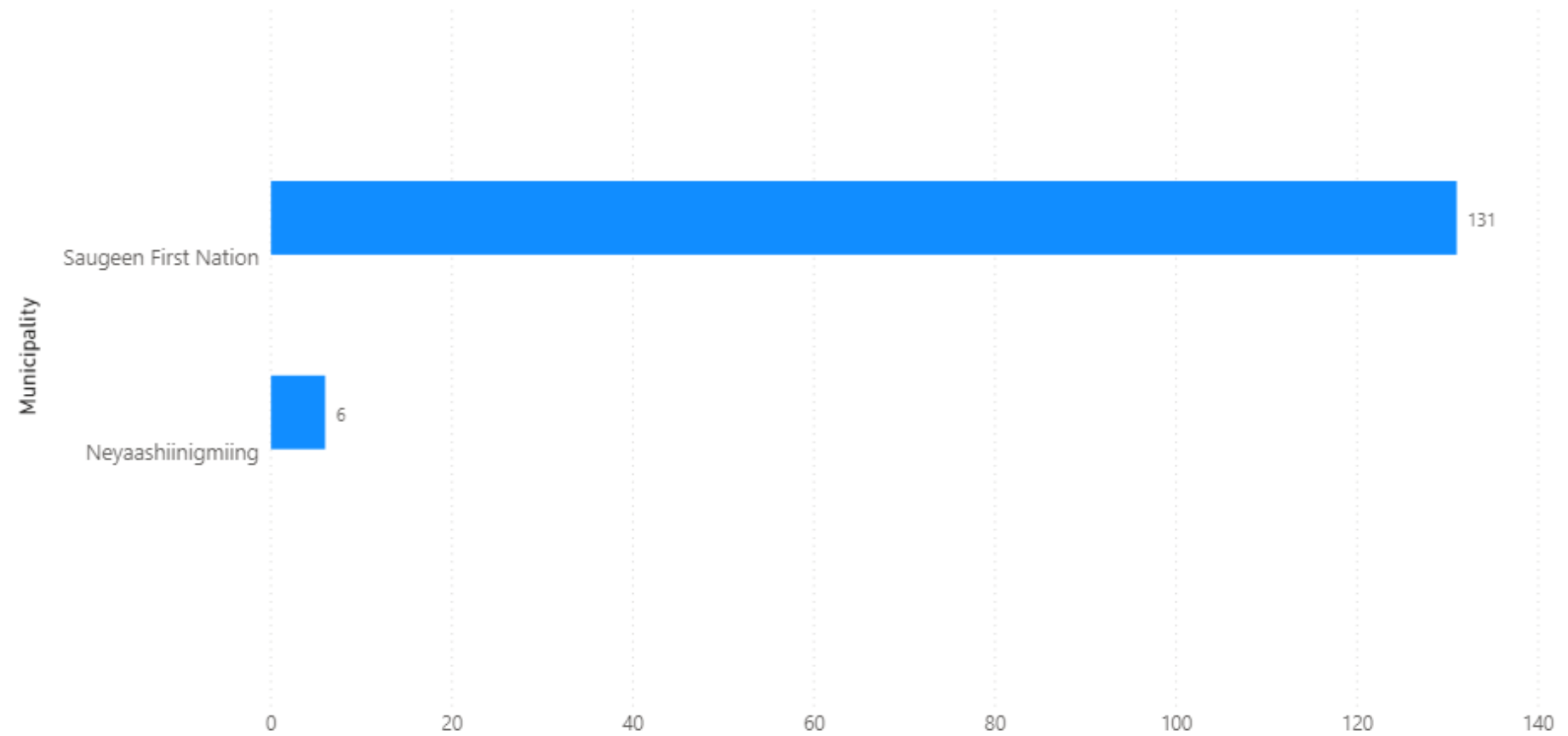




# Resolved and Active Cases by Municipality

First Nation Communities

● Resolved Count ● Active Count





# Situation Report #646 COVID-19

Grey Bruce Health Unit | Incident Management System

December 23, 2021

**Current Situation:**, [Public Health Measures](#), [COVID-19 Vaccines for Grey Bruce](#), [COVID-19 Vaccine for Ontario](#)

**Follow the 3 W's – Wash hands frequently, Watch distance (ideally 6ft), and Wear face covering correctly, and the 2 A's – Avoid Crowds and Arrange for outdoor activities instead of indoors whenever possible.**

**GET YOUR VACCINE – [SEE THE SCHEDULE](#)**

**STAY HOME IF SICK**

Case counts and vaccine data is taken from GBHU Epidemiological Reports as of 23:59 hrs, December 22, 2021:

All data is preliminary and subject to change. Future situation reports will be updated accordingly.

- 59 new cases reported in past 24 hours in Grey Bruce: 14 – Saugeen Shores; 6 - West Grey; 5 - Chatsworth; 5 - Owen Sound; 4 – Arran Elderslie; 4 – South Bruce; 4 – Blue Mountains; 3 – Brockton; 3 – Grey Highlands; 2 – Georgian Bluffs, 2 – Meaford; 2 – Hanover; 2 – Kincardine; 1 – Huron Kinloss; 1 – Southgate; 1 – location unknown
- 2982 confirmed cases (including 1 confirmed cases of the Omicron Variant)
- 272 active cases
- **High risk Contacts will no longer be reported due to the change in case and contact management - [COVID-19 Case and Contact Management Updated Process](#)**
- 2682 resolved cases
- 5 confirmed local active cases hospitalized in Grey Bruce due to COVID-19
  - 0 confirmed case from Grey Bruce is hospitalized outside of Grey Bruce due to COVID-19
- 16 deaths in Grey Bruce
  - +1 death related to a Grey Bruce resident that acquired the infection and was treated outside of Grey Bruce
  - +7 deaths related to Grey Bruce residents that acquired the infection in Grey Bruce however passed away outside of Grey Bruce
  - Local and Provincial data may not align as cases with unconfirmed cause of death are not included above but are included in the Provincial data.
- 126 cases reported in health care workers; reports health care workers living in Grey Bruce and working both in and outside Grey Bruce

## Active Outbreaks:

- 0 Facility(ies) in COVID-19 outbreak. Reported in [Hospitals](#)
- 1 Facility(ies) in COVID-19 outbreak. Reported in [Long-Term Care/Retirement Homes](#)
  - Rockwood Terrace LTC – 2<sup>nd</sup> floor
- 10 Facility(ies) in COVID-19 outbreak. Reported in [Schools](#)
  - St. Dominique Savio
  - St. Mary's High School

- Mildmay-Carrick Public School
- John Diefenbaker Senior School
- Saugeen District Senior School
- Grey Highlands Secondary School
- Hepworth Central School
- Dawnview Public School
- Peninsula Shores District School
- Owen Sound District Secondary School
- 1 Facility(ies) in COVID-19 outbreak. Reported in [Childcare Centres](#)
  - Vicki's Sandbox – 1 Cohort

**Dismissed Cohort(s) – based on 1 case (probable or confirmed) - (more than 1 confirmed case with evidence of transmission within the school environment removes the school from this list and moves it to the outbreak list – see above):**

- [2 Childcare Facility\(ies\) reporting dismissed cohort\(s\)](#)
  - Unity House Nursery School – 1 Cohort
  - Highpoint Before School Program – 1 Cohort
- [6 School\(s\) reporting dismissed cohorts\(s\)](#) – not outbreak status
  - Kincardine District Senior School – 1 Cohort, 1 Bus
  - Macphail Memorial Elementary School – 1 Cohort
  - Highpoint Community School – 2 Cohorst
  - Hillcrest Elementary School (Owen Sound) – 4 Cohorts
  - Keppel Sarawak Elementary School – 1 Cohort, 1 Bus
  - Timothy Christian School – 1 Cohort

**Vaccine – for detailed information please visit [Website and Dashboard](#)**

- 284,629 Total Doses of COVID-19 vaccine administered in Grey and Bruce
- 17,445 Doses given within the past week

**Future Vaccination Planning: [Vaccine Schedule](#)**

- For week of December 20, first and second dose may walk-in at all clinics. **Those 5-11 and Third dose requires an appointment at all clinics.** See Vaccine Clinics – details at [Vaccine Schedule](#) (Make sure to scroll to the proper page of the schedule)
- **Starting Monday, December 20, 2021**, individuals aged 18 and over will be eligible to schedule their booster dose appointment through the [Ontario's booking portal](#), by calling the Provincial Vaccine Contact Centre, through Indigenous-led vaccination clinics, [participating pharmacies](#) and primary care settings. Appointments will be booked three months (84 days) after a second dose as the province urgently expands booster eligibility to millions more individuals.
- [COVID-19 Vaccines \(publichealthgreybruce.on.ca\)](#)
- [Getting Your COVID-19 Vaccine \(publichealthgreybruce.on.ca\)](#)

- [Youth and COVID-19 Vaccines \(publichealthgreybruce.on.ca\)](https://publichealthgreybruce.on.ca)

### **Actions Taken In the Past 24 Hours:**

- Media Release - [COVID-19 Case and Contact Management Updated Process](#)
- GBHU COVID-19 Team continue with case and contact management, reporting, and responding to COVID-19 related calls. Contact tracing exceeds provincial targets with 100% of all cases contacted within 24 hours
- GBHU Team continue to ensure essential public health activities not related to COVID-19

Provincial COVID-19 Data - <https://covid-19.ontario.ca/data>

- [Provincial Testing Data](#)
- [Provincial Hospitalization Data](#)
- [Provincial Likely Source of Infection Data](#)
- [Raw Data to Download - Provincial](#)

### **Media Relations**

Media inquiries should be directed to [Communications@publichealthgreybruce.on.ca](mailto:Communications@publichealthgreybruce.on.ca) 519-376-9420 or 1-800-263-3456 ext. 3940

## Vaccine Data Overview



# GREY BRUCE COVID-19 VACCINATION OVERVIEW

Figure 1

284629

Total Doses Given in Grey Bruce

Figure 2

17445

Doses Given in Grey Bruce: Past Week

Figure 3. Vaccinated Residents by Immunization Status

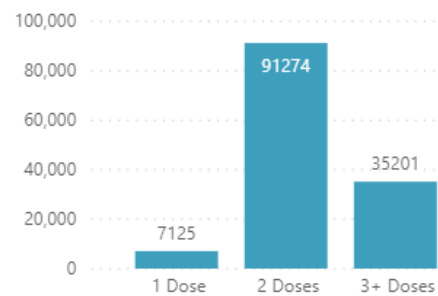


Figure 4. Vaccinated Residents by Age

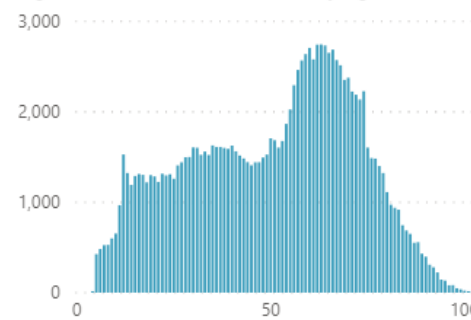


Figure 5. Vaccinated Residents by Gender

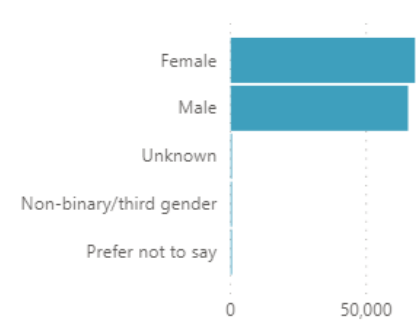


Figure 6. Doses Given in Past Week

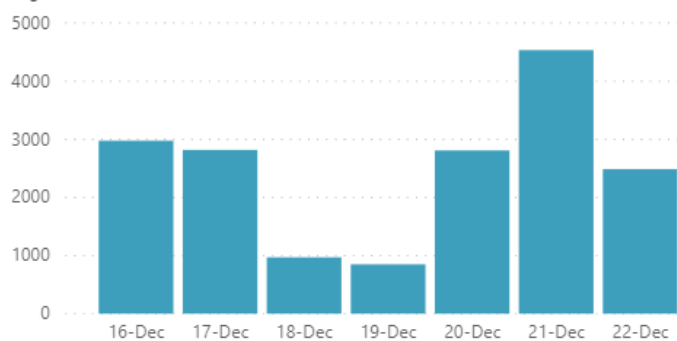
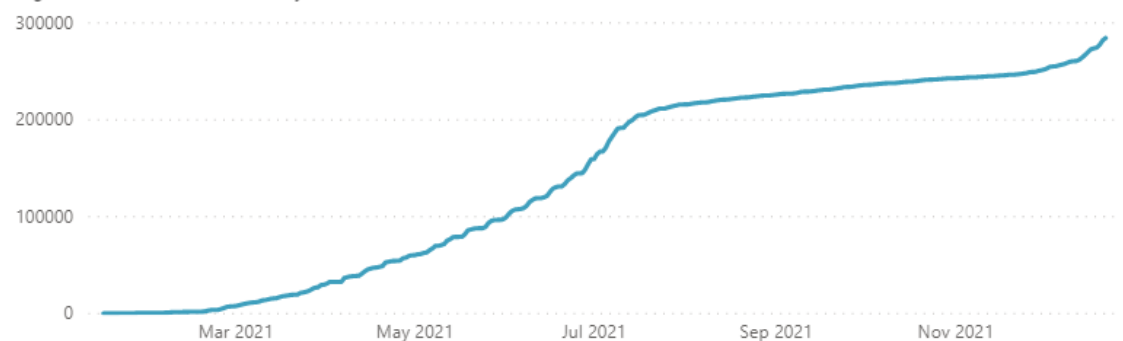


Figure 7. Cumulative Doses by Date Given



Data notes: Figures 1, 2, 6, and 7 represent COVID-19 vaccines administered in the Grey Bruce Health Region, both by the Grey Bruce Health Unit and participating partner organizations. These figures include all doses administered in Grey Bruce, regardless of whether they were given to Grey Bruce residents. These include first, second and any subsequent doses, and do not represent a unique count of individuals. Figures 3, 4, and 5 represent residents of Grey Bruce, who have received one or more doses of a COVID-19 vaccine, regardless of where the vaccine was received. Data source: data extracted from COVax-ON via IntelliHEALTH.

Data last refreshed December 23, 2021. Data are refreshed daily on weekdays and are current up to 11:59 PM on the previous day.

# GREY BRUCE COVID-19 VACCINATION COVERAGE



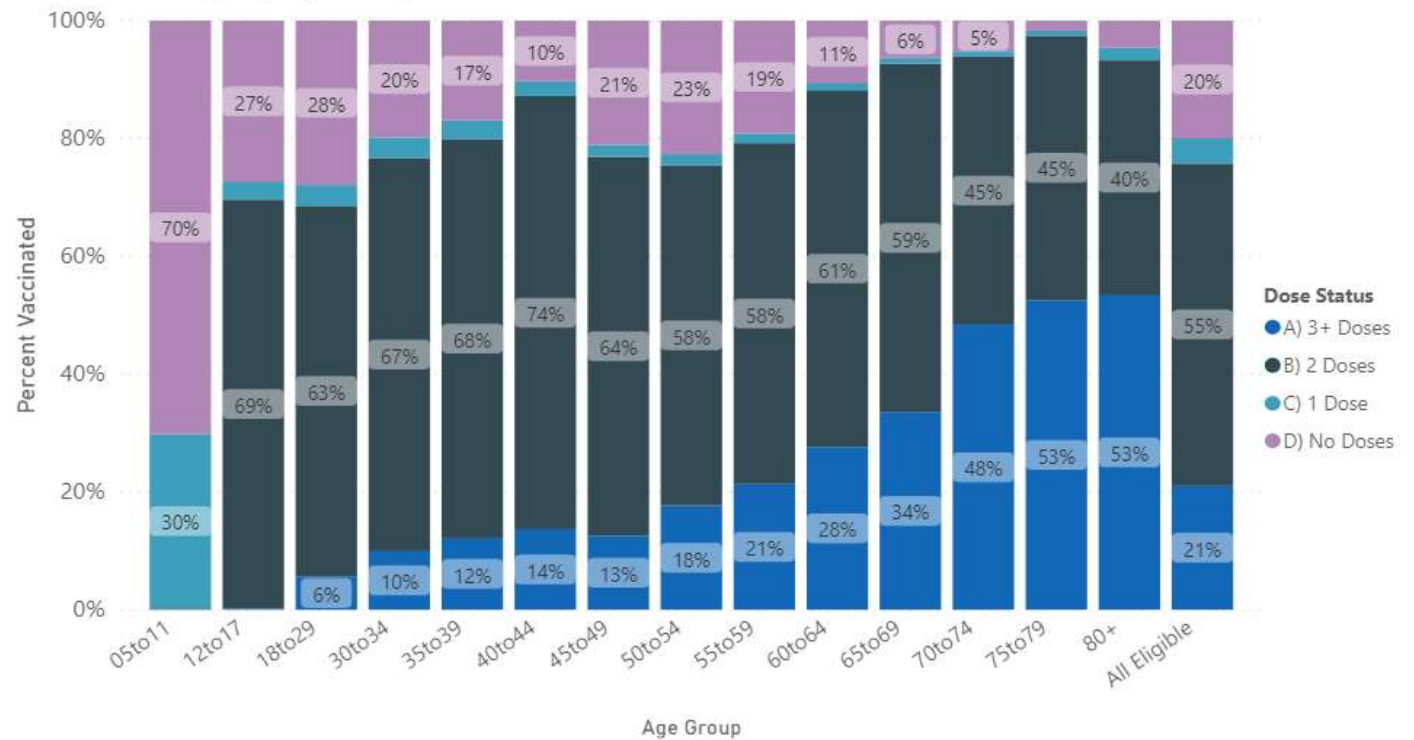
% Eligible Population (5+) with At Least 1 Dose  
**80.0%**

% Eligible Population (5+) with At Least 2 Doses  
**75.8%**

% Total Population with At Least 1 Dose  
**75.9%**

% Total Population with At Least 2 Doses  
**71.9%**

Vaccine Coverage by Age Group and Number of Doses Received

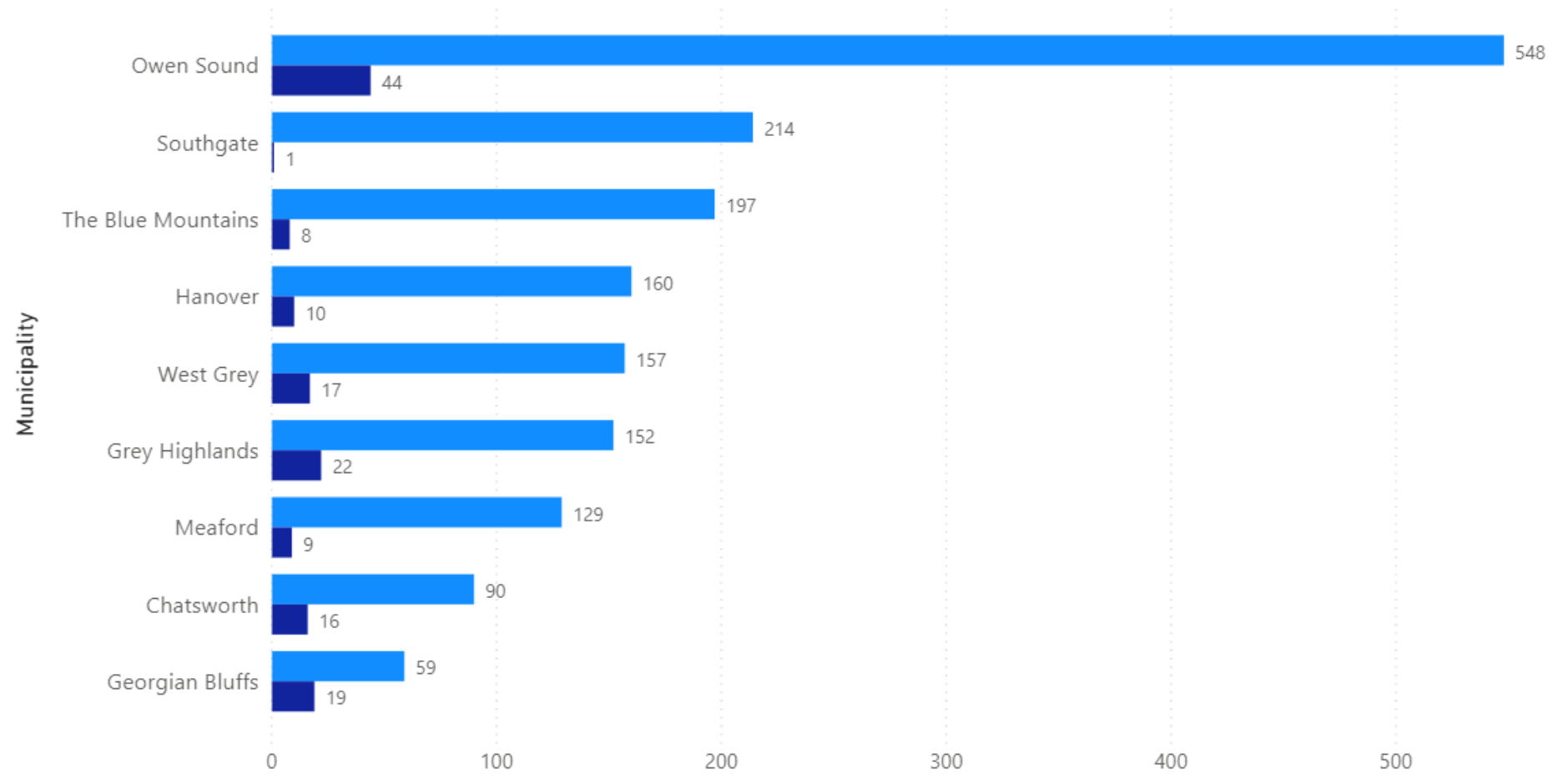


Data notes: Population coverage estimates represent residents of Grey Bruce who have received one or more doses of a COVID-19 vaccine, regardless of where the vaccine was received.  
 Data source: Number of vaccinated clients extracted from COVax-ON via IntelliHEALTH. Population estimates: Statistics Canada for 2020, Ontario Ministry of Finance Population Projections by Census Division.  
 Note that labels in the figure 'Vaccine Coverage by Age Group and Number of Doses Received' may not be visible if the percentage is small.  
 Data last refreshed December 23, 2021. Data are refreshed daily on weekdays and are current up to 11:59 PM on the previous day.

# Resolved and Active Cases by Municipality

Grey County

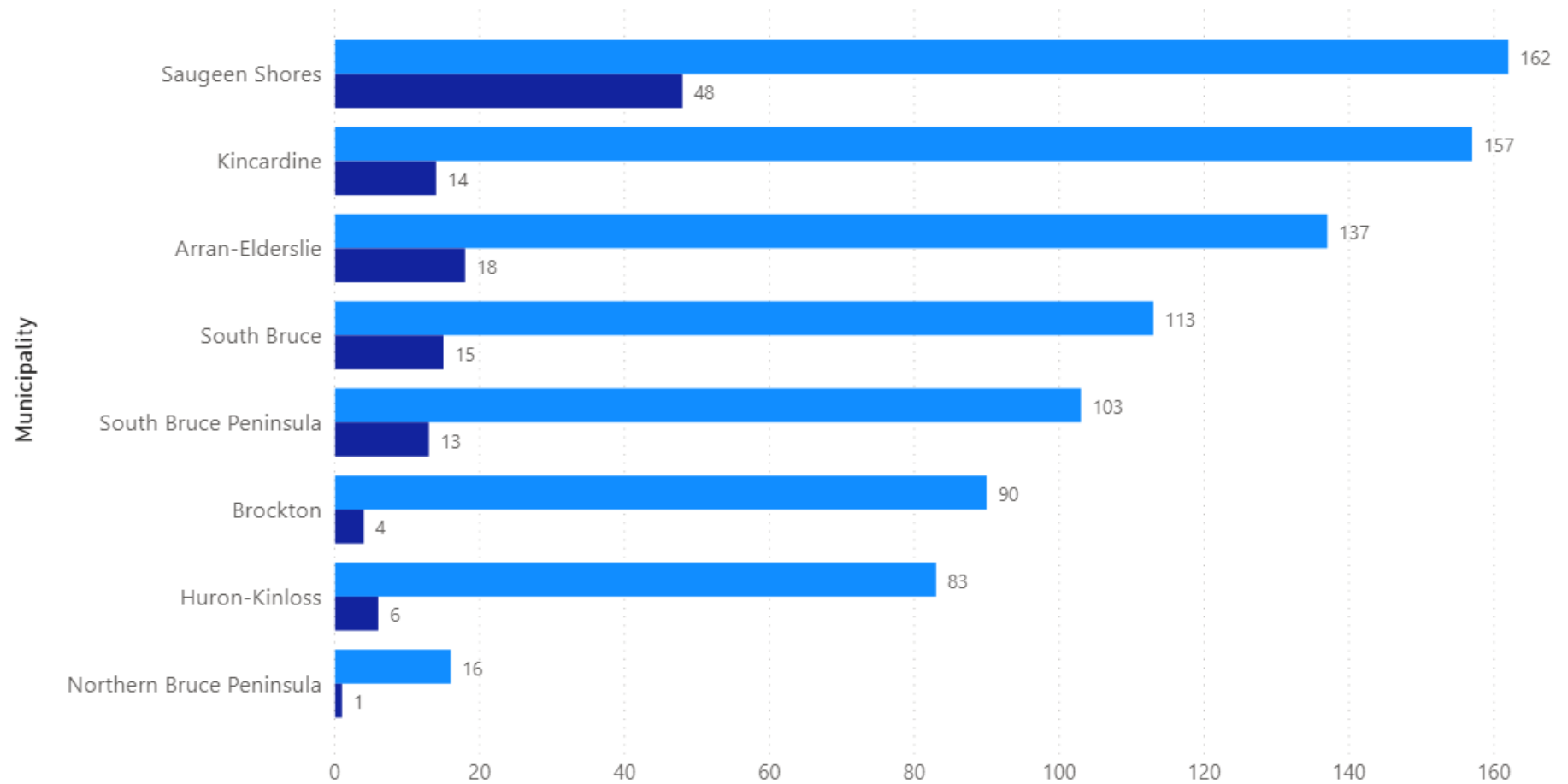
● Resolved Count ● Active Count



# Resolved and Active Cases by Municipality

Bruce County

● Resolved Count ● Active Count

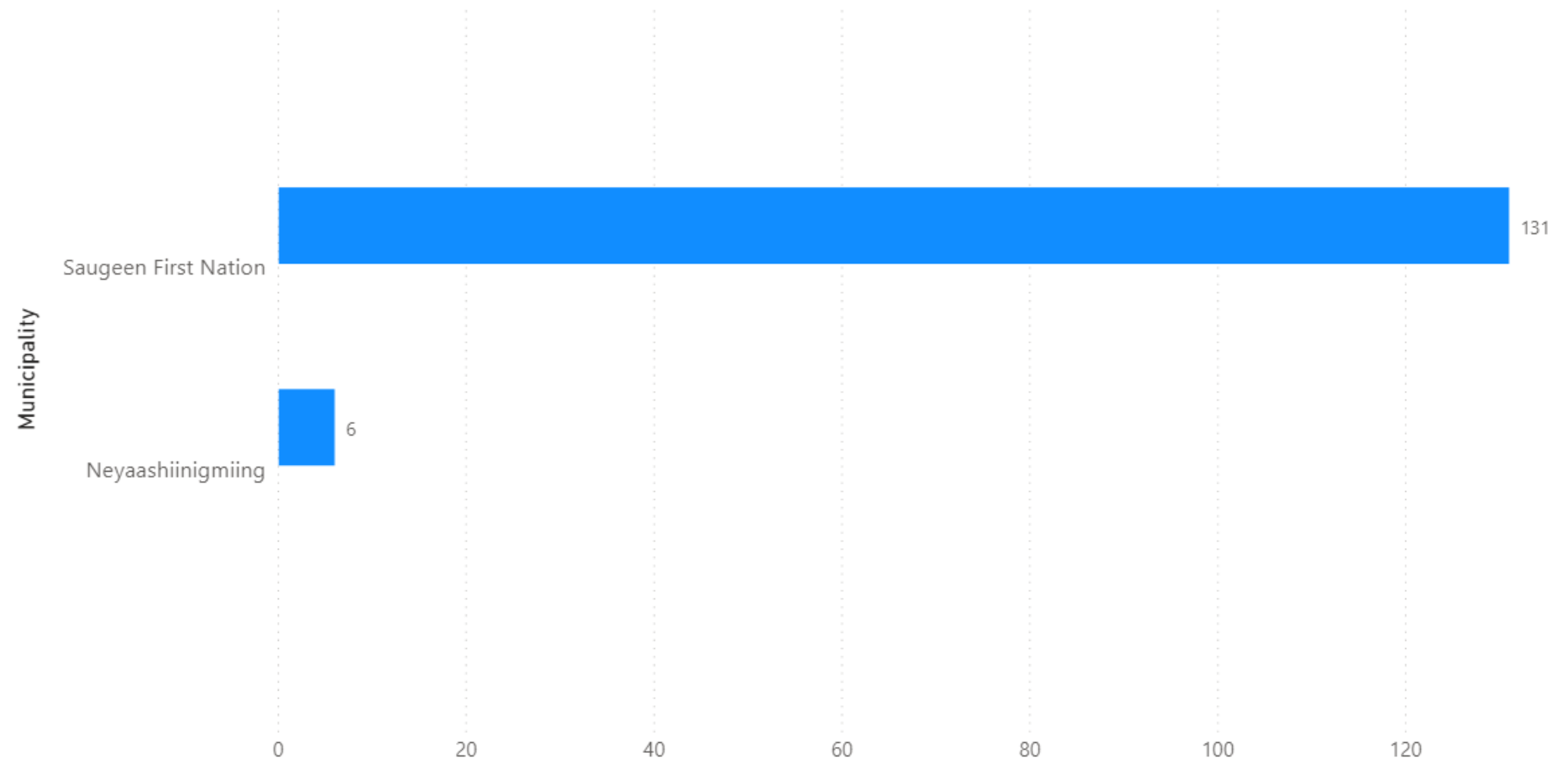




# Resolved and Active Cases by Municipality

First Nation Communities

● Resolved Count ● Active Count





# Situation Report #645 COVID-19

Grey Bruce Health Unit | Incident Management System

December 22, 2021

**Current Situation:**, [Public Health Measures](#), [COVID-19 Vaccines for Grey Bruce](#), [COVID-19 Vaccine for Ontario](#)

**Follow the 3 W's – Wash hands frequently, Watch distance (ideally 6ft), and Wear face covering correctly, and the 2 A's – Avoid Crowds and Arrange for outdoor activities instead of indoors whenever possible.**

**GET YOUR VACCINE – [SEE THE SCHEDULE](#)**

**STAY HOME IF SICK**

**Case counts and vaccine data is taken from GBHU Epidemiological Reports as of 23:59 hrs, December 21, 2021:**

**All data is preliminary and subject to change. Future situation reports will be updated accordingly.**

- 58 new cases reported in past 24 hours in Grey Bruce: 13 – Saugeen Shores, 11 - Owen Sound, 6 - Kincardine, 4 – Arran-Elderslie, 4 - Grey Highlands, 4 - Hanover, 3 - South Bruce, 3 -South Bruce Peninsula, 3 - West Grey, 2- Georgian Bluffs, 1- Chatsworth, 1- Huron-Kinloss, 1- Northern Bruce Peninsula, **2 – Unknown**
- 2922 confirmed cases (including 1 confirmed cases of the Omicron Variant)
- 226 active cases
- **1288 Active High Risk Contacts** – High Risk Contacts is reported as an estimates as the number is evolving by the hour
- 2668 resolved cases
- 5 confirmed local active cases hospitalized in Grey Bruce due to COVID-19
  - 0 confirmed case from Grey Bruce is hospitalized outside of Grey Bruce due to COVID-19
- 16 deaths in Grey Bruce
  - +1 death related to a Grey Bruce resident that acquired the infection and was treated outside of Grey Bruce
  - +7 deaths related to Grey Bruce residents that acquired the infection in Grey Bruce however passed away outside of Grey Bruce
  - Local and Provincial data may not align as cases with unconfirmed cause of death are not included above but are included in the Provincial data.
- 126 cases reported in health care workers; reports health care workers living in Grey Bruce and working both in and outside Grey Bruce

## Active Outbreaks:

- 0 Facility(ies) in COVID-19 outbreak. Reported in [Hospitals](#)
- 0 Facility(ies) in COVID-19 outbreak. Reported in [Long-Term Care/Retirement Homes](#)
- 10 Facility(ies) in COVID-19 outbreak. Reported in [Schools](#)
  - St. Dominique Savio
  - St. Mary's High School
  - Mildmay-Carrick Public School
  - John Diefenbaker Senior School

- Saugeen District Senior School
- Grey Highlands Secondary School
- Hepworth Central School
- Dawnview Public School
- Peninsula Shores District School
- Owen Sound District Secondary School
- 0 Facility(ies) in COVID-19 outbreak. Reported in [Childcare Centres](#)

**Dismissed Cohort(s) – based on 1 case (probable or confirmed) - (more than 1 confirmed case with evidence of transmission within the school environment removes the school from this list and moves it to the outbreak list – see above):**

- [1 Childcare Facility\(ies\) reporting dismissed cohort\(s\)](#)
  - Vicki’s Sandbox – 1 Cohort
- [6 School\(s\) reporting dismissed cohorts\(s\)](#) – not outbreak status
  - Kincardine District Senior School – 1 Cohort, 1 Bus
  - Macphail Memorial Elementary School – 1 Cohort
  - Highpoint Community School – 1 Cohort
  - Hillcrest Elementary School (Owen Sound) – 3 Cohort
  - Keppel Sarawak Elementary School – 1 Cohort, 1 Bus
  - Timothy Christian School – 1 Cohort

**Vaccine – for detailed information please visit [Website and Dashboard](#)**

- 281,276 Total Doses of COVID-19 vaccine administered in Grey and Bruce
- 16, 851 Doses given within the past week

**Future Vaccination Planning: [Vaccine Schedule](#)**

- For week of December 20, first and second dose may walk-in at all clinics. **Those 5-11 and Third dose requires an appointment at all clinics.** See Vaccine Clinics – details at [Vaccine Schedule](#). (Make sure to scroll to the proper page of the schedule)
- **Starting Monday, December 20, 2021**, individuals aged 18 and over will be eligible to schedule their booster dose appointment through the [Ontario’s booking portal](#), by calling the Provincial Vaccine Contact Centre, through Indigenous-led vaccination clinics, [participating pharmacies](#) and primary care settings. Appointments will be booked three months (84 days) after a second dose as the province urgently expands booster eligibility to millions more individuals.
- [COVID-19 Vaccines \(publichealthgreybruce.on.ca\)](#)
- [Getting Your COVID-19 Vaccine \(publichealthgreybruce.on.ca\)](#)
- [Youth and COVID-19 Vaccines \(publichealthgreybruce.on.ca\)](#)

**Actions Taken In the Past 24 Hours:**

- Media Release - [COVID-19 Case and Contact Management Updated Process](#)

- GBHU COVID-19 Team continue with case and contact management, reporting, and responding to COVID-19 related calls. Contact tracing exceeds provincial targets with 100% of all cases contacted within 24 hours
- GBHU Team continue to ensure essential public health activities not related to COVID-19

Provincial COVID-19 Data - <https://covid-19.ontario.ca/data>

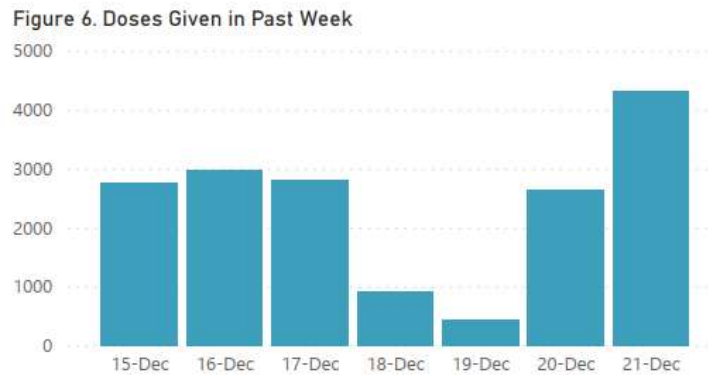
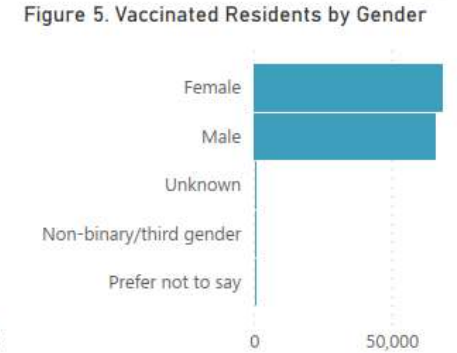
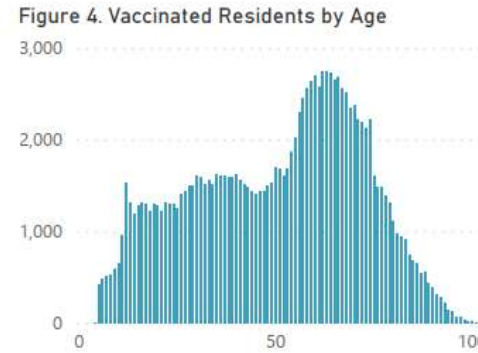
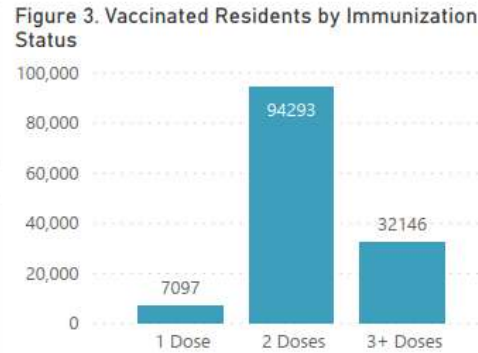
- [Provincial Testing Data](#)
- [Provincial Hospitalization Data](#)
- [Provincial Likely Source of Infection Data](#)
- [Raw Data to Download - Provincial](#)

### **Media Relations**

Media inquiries should be directed to [Communications@publichealthgreybruce.on.ca](mailto:Communications@publichealthgreybruce.on.ca) 519-376-9420 or 1-800-263-3456 ext. 3940

### **[Vaccine Data Overview](#)**

# GREY BRUCE COVID-19 VACCINATION OVERVIEW



Data notes: Figures 1, 2, 6, and 7 represent COVID-19 vaccines administered in the Grey Bruce Health Region, both by the Grey Bruce Health Unit and participating partner organizations. These figures include all doses administered in Grey Bruce, regardless of whether they were given to Grey Bruce residents. These include first, second and any subsequent doses, and do not represent a unique count of individuals. Figures 3, 4, and 5 represent residents of Grey Bruce, who have received one or more doses of a COVID-19 vaccine, regardless of where the vaccine was received  
 Data source: data extracted from COVax-ON via IntelliHEALTH.

Data last refreshed December 22, 2021. Data are refreshed daily on weekdays and are current up to 11:59 PM on the previous day.

# GREY BRUCE COVID-19 VACCINATION COVERAGE



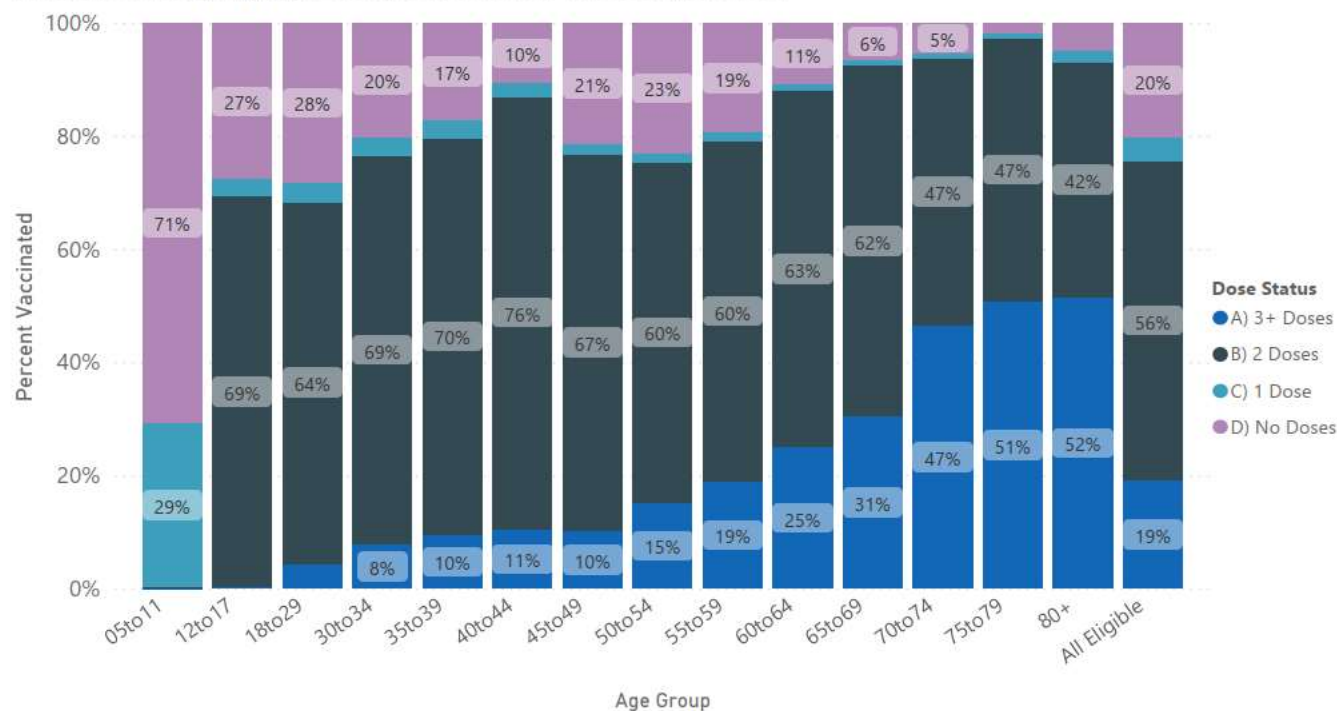
% Eligible Population (5+) with At Least 1 Dose  
**80.0%**

% Eligible Population (5+) with At Least 2 Doses  
**75.7%**

% Total Population with At Least 1 Dose  
**75.9%**

% Total Population with At Least 2 Doses  
**71.8%**

Vaccine Coverage by Age Group and Number of Doses Received

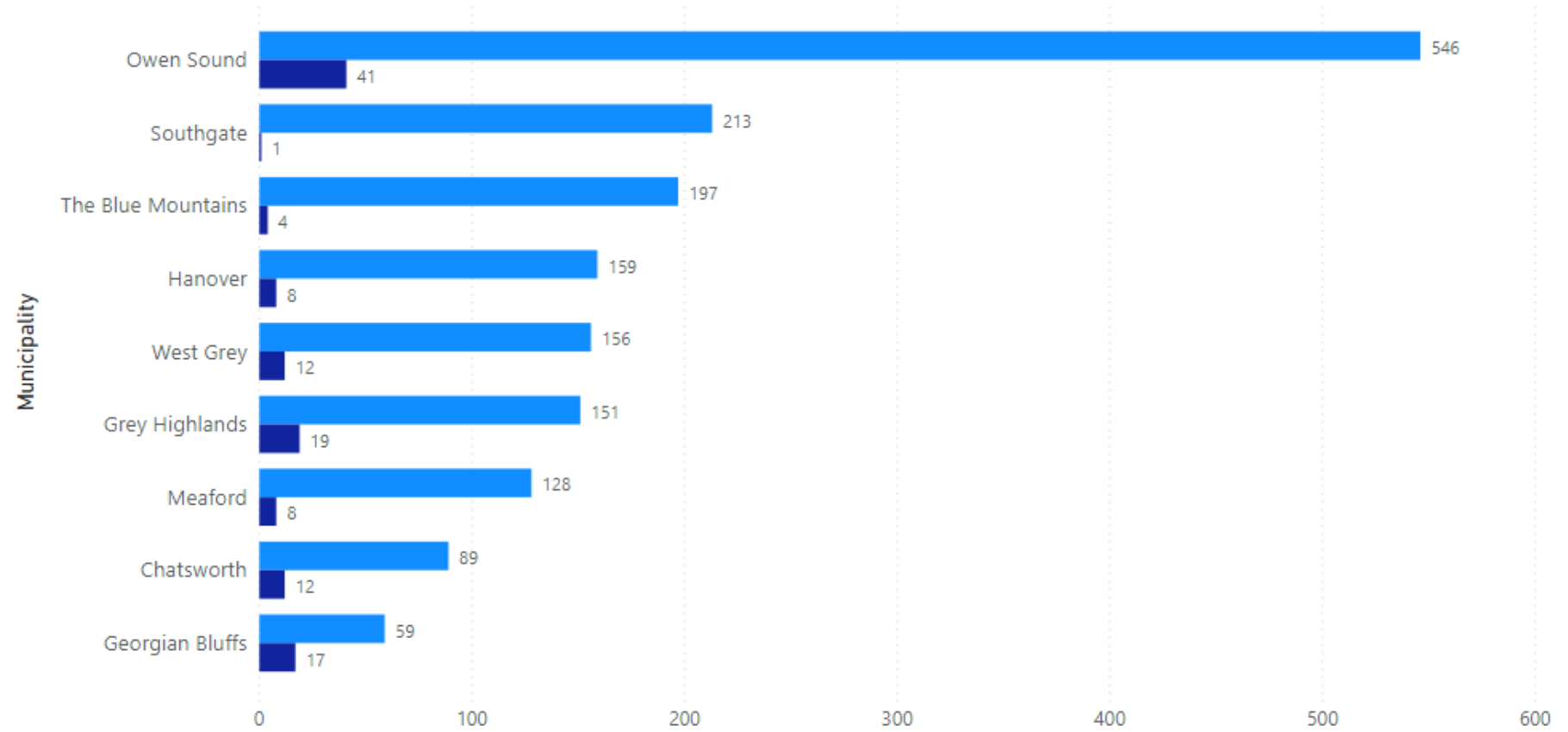


Data notes: Population coverage estimates represent residents of Grey Bruce who have received one or more doses of a COVID-19 vaccine, regardless of where the vaccine was received.  
 Data source: Number of vaccinated clients extracted from COVax-ON via IntelliHEALTH. Population estimates: Statistics Canada for 2020, Ontario Ministry of Finance Population Projections by Census Division.  
 Note that labels in the figure 'Vaccine Coverage by Age Group and Number of Doses Received' may not be visible if the percentage is small.  
 Data last refreshed December 22, 2021. Data are refreshed daily on weekdays and are current up to 11:59 PM on the previous day.

# Resolved and Active Cases by Municipality

Grey County

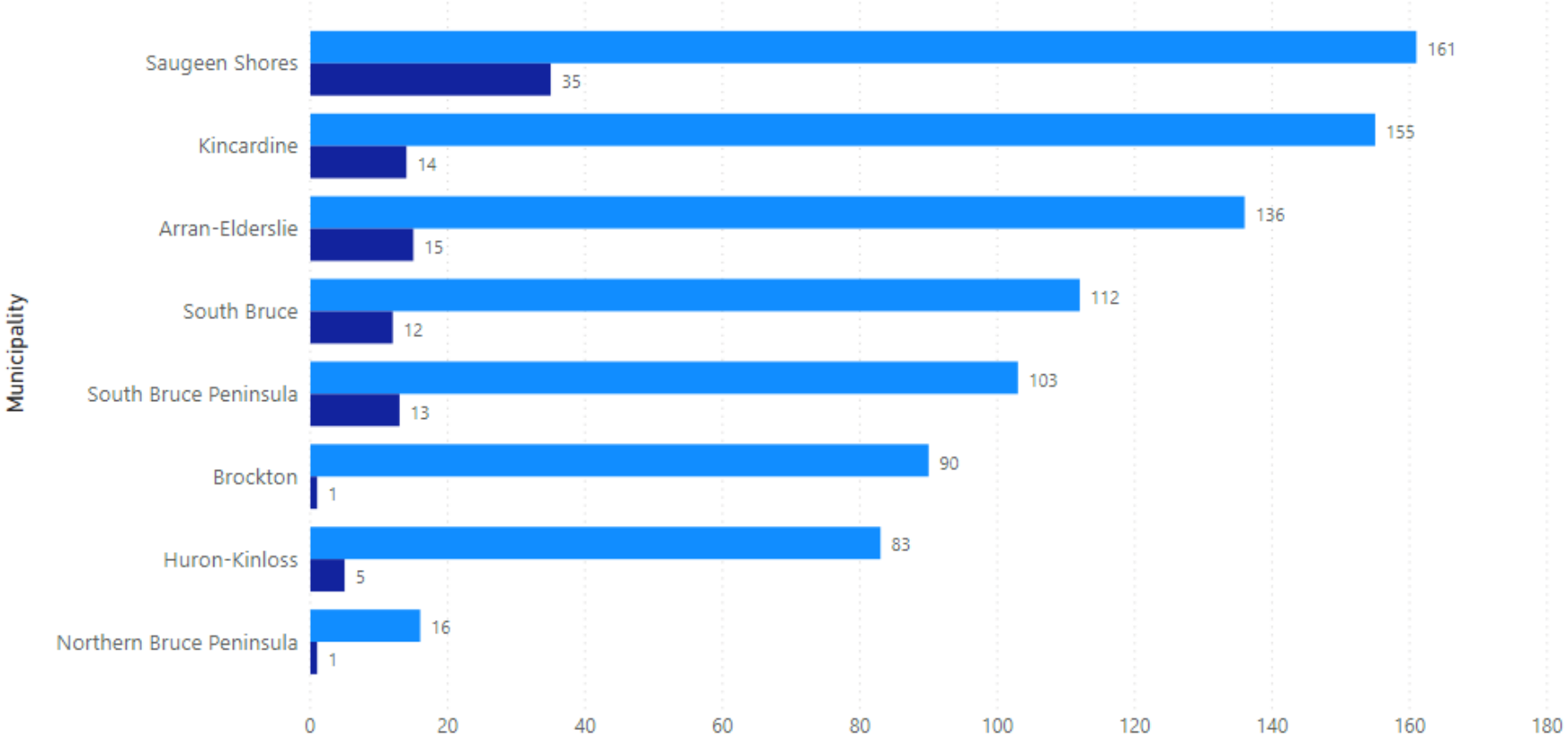
● Resolved Count ● Active Count



# Resolved and Active Cases by Municipality

Bruce County

Resolved Count Active Count

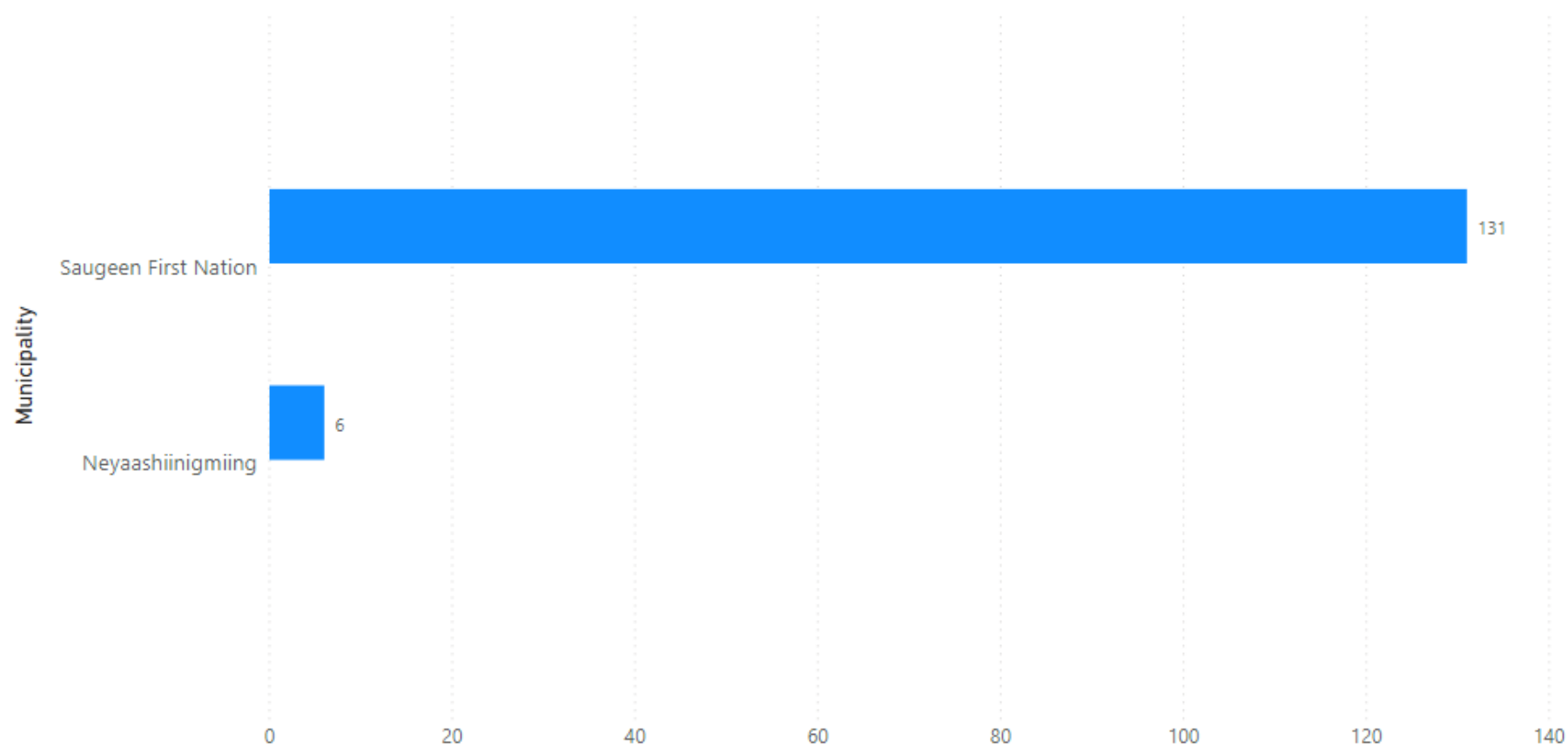




# Resolved and Active Cases by Municipality

First Nation Communities

● Resolved Count ● Active Count





# Situation Report #644 COVID-19

Grey Bruce Health Unit | Incident Management System

December 21, 2021

**Current Situation:**, [Public Health Measures](#), [COVID-19 Vaccines for Grey Bruce](#), [COVID-19 Vaccine for Ontario](#)

**Follow the 3 W's – Wash hands frequently, Watch distance (ideally 6ft), and Wear face covering correctly, and the 2 A's – Avoid Crowds and Arrange for outdoor activities instead of indoors whenever possible.**

**GET YOUR VACCINE – [SEE THE SCHEDULE](#)**

**STAY HOME IF SICK**

Case counts and vaccine data is taken from GBHU Epidemiological Reports as of 23:59 hrs, December 20, 2021:

All data is preliminary and subject to change. Future situation reports will be updated accordingly.

- 25 new cases reported in past 24 hours in Grey Bruce: 5 – Chatsworth, 5- Kincardine, 3- Meaford, 3- Saugeen Shores, 3 – South Bruce, 3 – South Bruce Peninsula, 1- Arran-Elderslie, 1- Grey Highlands, 1- Owen Sound
- 2854 confirmed cases (including 1 confirmed cases of the Omicron Variant)
- 192 active cases
- **1363 Active High Risk Contacts** – High Risk Contacts is reported as an estimates as the number is evolving by the hour
- 2634 resolved cases
- 4 confirmed local active cases hospitalized in Grey Bruce due to COVID-19
  - 0 confirmed case from Grey Bruce is hospitalized outside of Grey Bruce due to COVID-19
- 16 deaths in Grey Bruce
  - +1 death related to a Grey Bruce resident that acquired the infection and was treated outside of Grey Bruce
  - +7 deaths related to Grey Bruce residents that acquired the infection in Grey Bruce however passed away outside of Grey Bruce
  - Local and Provincial data may not align as cases with unconfirmed cause of death are not included above but are included in the Provincial data.
- 125 cases reported in health care workers; reports health care workers living in Grey Bruce and working both in and outside Grey Bruce

## Active Outbreaks:

- 0 Facility(ies) in COVID-19 outbreak. Reported in [Hospitals](#)
- 0 Facility(ies) in COVID-19 outbreak. Reported in [Long-Term Care/Retirement Homes](#)
- 10 Facility(ies) in COVID-19 outbreak. Reported in [Schools](#)
  - St. Dominique Savio
  - St. Mary's High School
  - Mildmay-Carrick Public School
  - John Diefenbaker Senior School
  - Saugeen District Secondary School

- Grey Highlands Secondary School
- Hepworth Central School
- Dawnview Public School
- Peninsula Shores District School
- Owen Sound District Secondary School
- 0 Facility(ies) in COVID-19 outbreak. Reported in [Childcare Centres](#)

**Dismissed Cohort(s) – based on 1 case (probable or confirmed) - (more than 1 confirmed case with evidence of transmission within the school environment removes the school from this list and moves it to the outbreak list – see above):**

- [0 Childcare Facility\(ies\) reporting dismissed cohort\(s\)](#)
- [6 School\(s\) reporting dismissed cohorts\(s\)](#) – not outbreak status
  - Kincardine District Senior School – 1 Cohort, 1 Bus
  - Macphail Memorial Elementary School – 1 Cohort
  - Highpoint Community School – 1 Cohort
  - Hillcrest Elementary School (Owen Sound) – 1 Cohort
  - Keppel Sarawak Elementary School – 1 Cohort, 1 Bus
  - Timothy Christian School – 1 Cohort

**Vaccine – for detailed information please visit [Website and Dashboard](#)**

- 276,504 Total Doses of COVID-19 vaccine administered in Grey and Bruce
- 14,403 Doses given within the past week

**Future Vaccination Planning: [Vaccine Schedule](#)**

- For week of December 20, first and second dose may walk-in at all clinics. **Those 5-11 and Third dose requires an appointment at all clinics.** See Vaccine Clinics – details at [Vaccine Schedule](#) (Make sure to scroll to the proper page of the schedule)
- **Starting Monday, December 20, 2021**, individuals aged 18 and over will be eligible to schedule their booster dose appointment through the [Ontario's booking portal](#), by calling the Provincial Vaccine Contact Centre, through Indigenous-led vaccination clinics, [participating pharmacies](#) and primary care settings. Appointments will be booked three months (84 days) after a second dose as the province urgently expands booster eligibility to millions more individuals.
- [COVID-19 Vaccines \(publichealthgreybruce.on.ca\)](#)
- [Getting Your COVID-19 Vaccine \(publichealthgreybruce.on.ca\)](#)
- [Youth and COVID-19 Vaccines \(publichealthgreybruce.on.ca\)](#)

**Actions Taken In the Past 24 Hours:**

- Media Release – [COVID-19 Increases and Seasonal Celebrations – Importance of Precautions – STAY HOME IF SICK - News Releases \(publichealthgreybruce.on.ca\)](#)

- GBHU COVID-19 Team continue with case and contact management, reporting, and responding to COVID-19 related calls. Contact tracing exceeds provincial targets with 100% of all cases contacted within 24 hours
- GBHU Team continue to ensure essential public health activities not related to COVID-19

Provincial COVID-19 Data - <https://covid-19.ontario.ca/data>

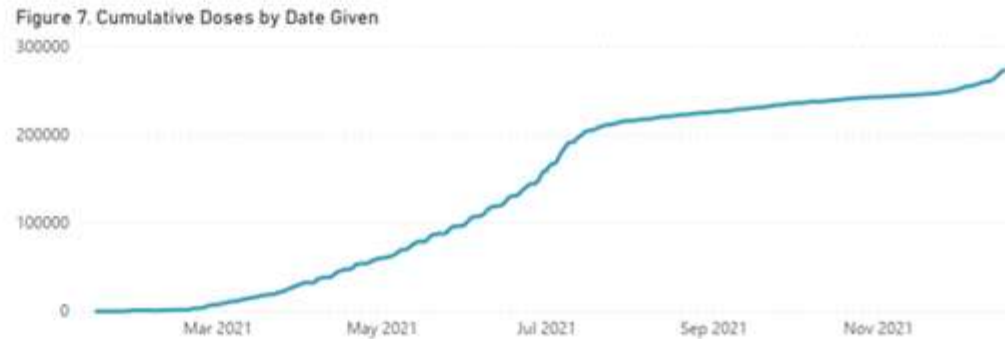
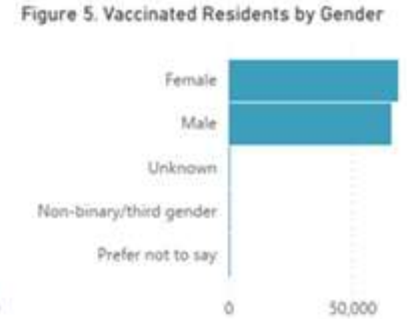
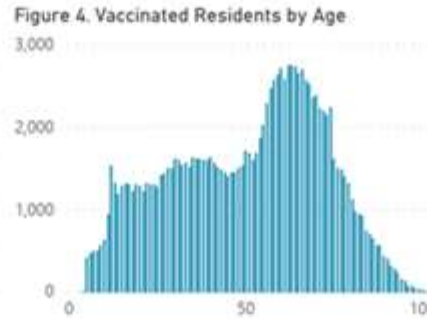
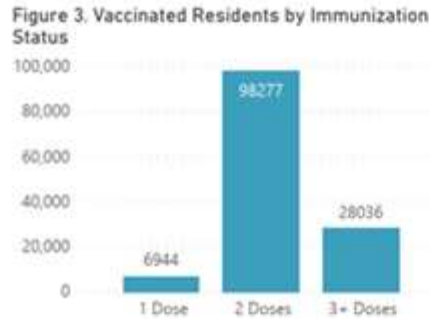
- [Provincial Testing Data](#)
- [Provincial Hospitalization Data](#)
- [Provincial Likely Source of Infection Data](#)
- [Raw Data to Download - Provincial](#)

### **Media Relations**

Media inquiries should be directed to [Communications@publichealthgreybruce.on.ca](mailto:Communications@publichealthgreybruce.on.ca) 519-376-9420 or 1-800-263-3456 ext. 3940

### **[Vaccine Data Overview](#)**

# GREY BRUCE COVID-19 VACCINATION OVERVIEW



Data notes: Figures 1, 2, 6, and 7 represent COVID-19 vaccines administered in the Grey Bruce Health Region, both by the Grey Bruce Health Unit and participating partner organizations. These figures include all doses administered in Grey Bruce, regardless of whether they were given to Grey Bruce residents. These include first, second and any subsequent doses, and do not represent a unique count of individuals. Figures 3, 4, and 5 represent residents of Grey Bruce, who have received one or more doses of a COVID-19 vaccine, regardless of where the vaccine was received. Data source: data extracted from COVax-ON via IntelliHEALTH.

Data last refreshed December 21, 2021. Data are refreshed daily on weekdays and are current up to 11:59 PM on the previous day.

# GREY BRUCE COVID-19 VACCINATION COVERAGE

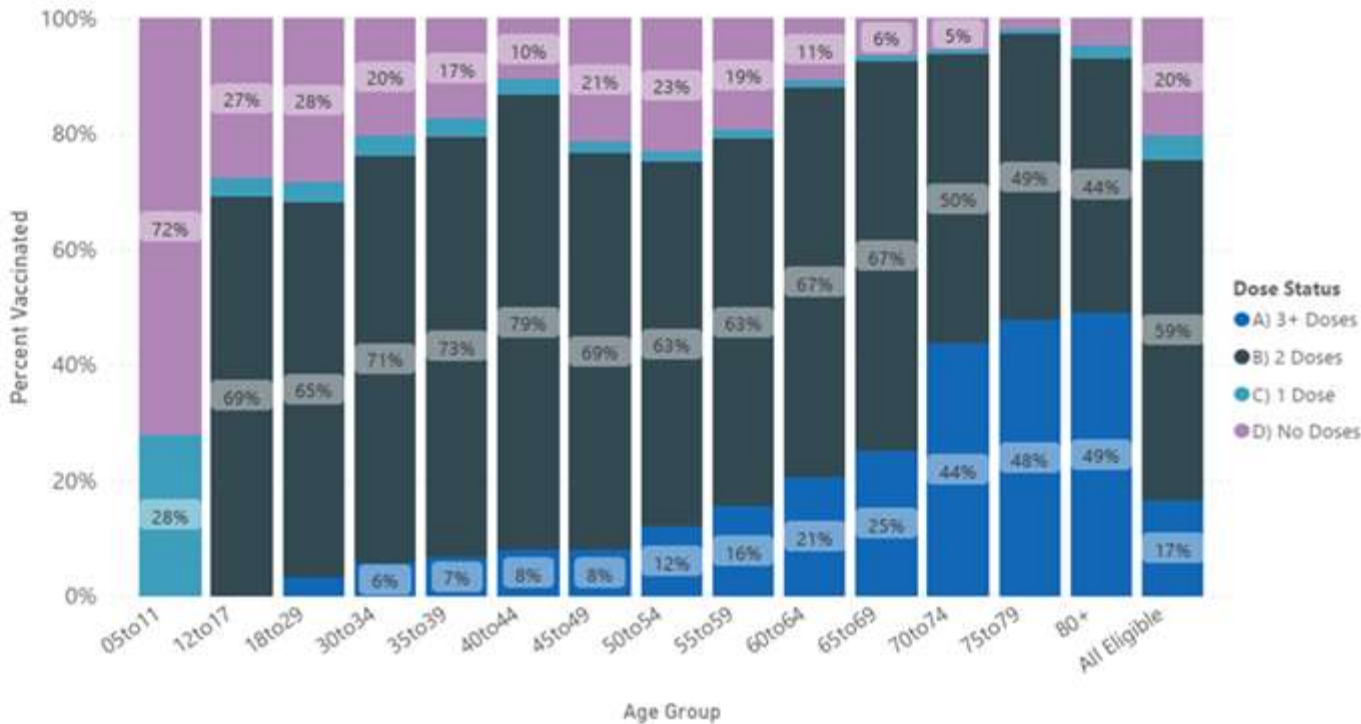
**% Eligible Population (5+) with At Least 1 Dose**  
**79.8%**

**% Eligible Population (5+) with At Least 2 Doses**  
**75.7%**

**% Total Population with At Least 1 Dose**  
**75.7%**

**% Total Population with At Least 2 Doses**  
**71.8%**

Vaccine Coverage by Age Group and Number of Doses Received

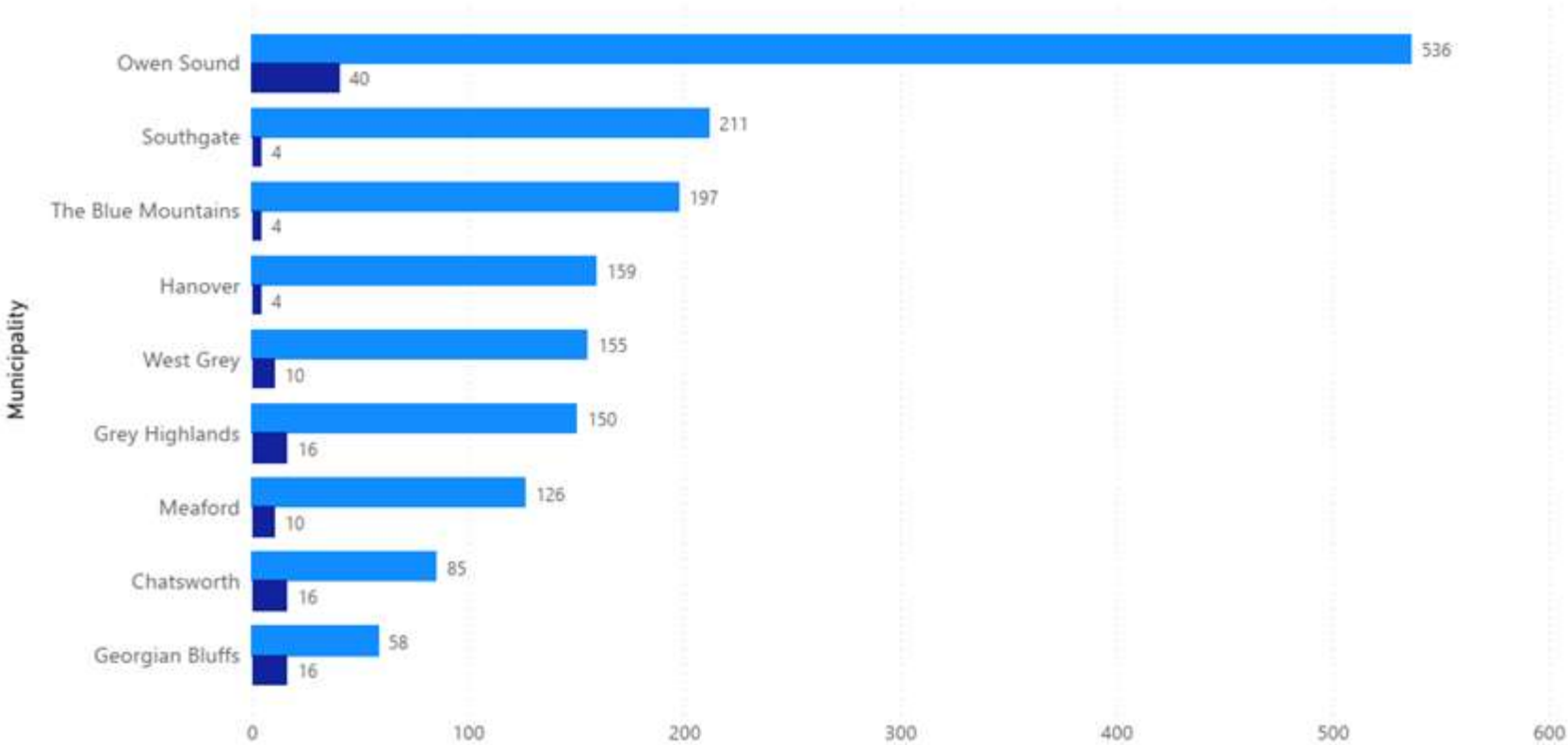


Data notes: Population coverage estimates represent residents of Grey Bruce who have received one or more doses of a COVID-19 vaccine, regardless of where the vaccine was received.  
 Data source: Number of vaccinated clients extracted from COVax-ON via IntelliHEALTH. Population estimates: Statistics Canada for 2020, Ontario Ministry of Finance Population Projections by Census Division.  
 Note that labels in the figure 'Vaccine Coverage by Age Group and Number of Doses Received' may not be visible if the percentage is small.  
 Data last refreshed December 21, 2021. Data are refreshed daily on weekdays and are current up to 11:59 PM on the previous day.

# Resolved and Active Cases by Municipality

Grey County

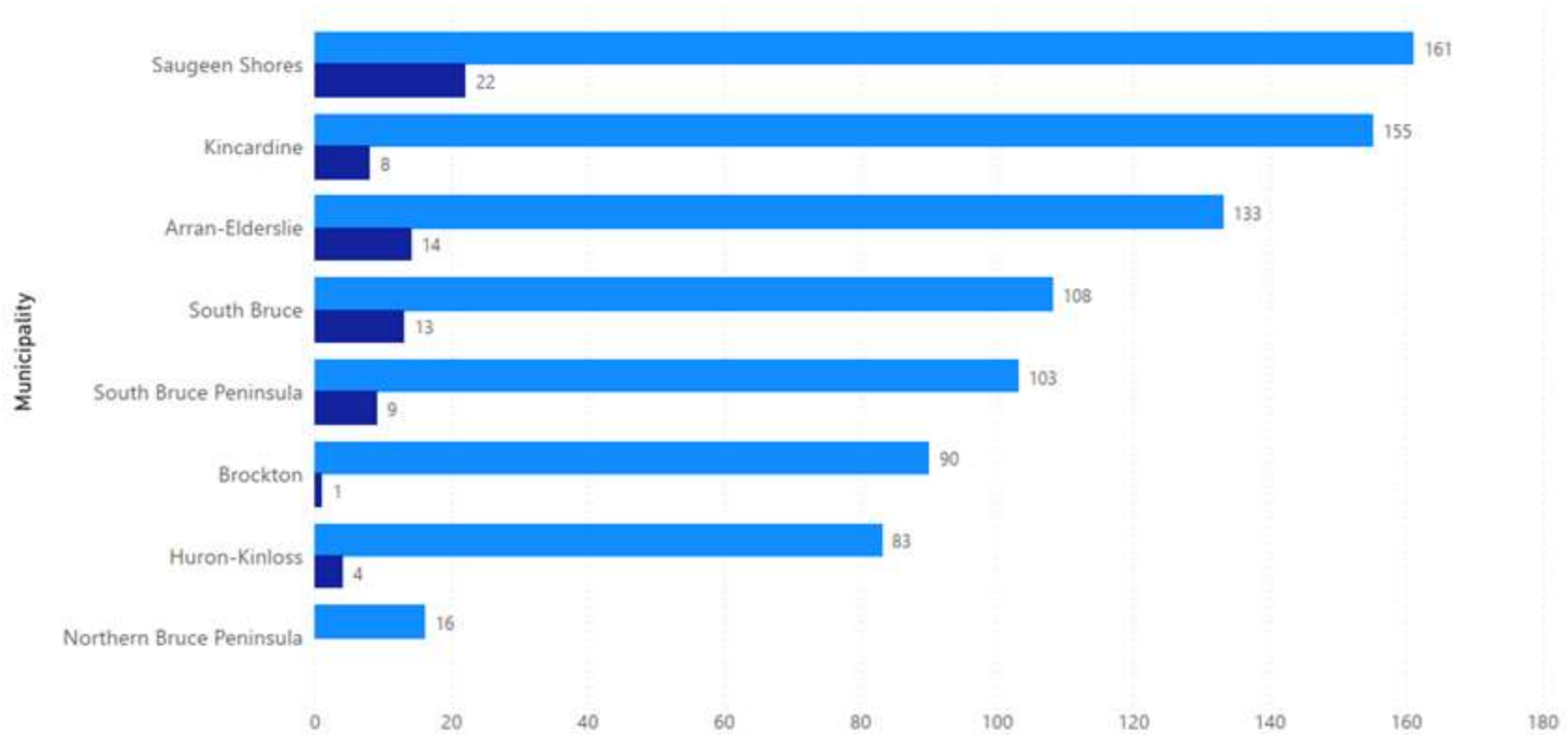
● Resolved Count ● Active Count



# Resolved and Active Cases by Municipality

Bruce County

● Resolved Count ● Active Count

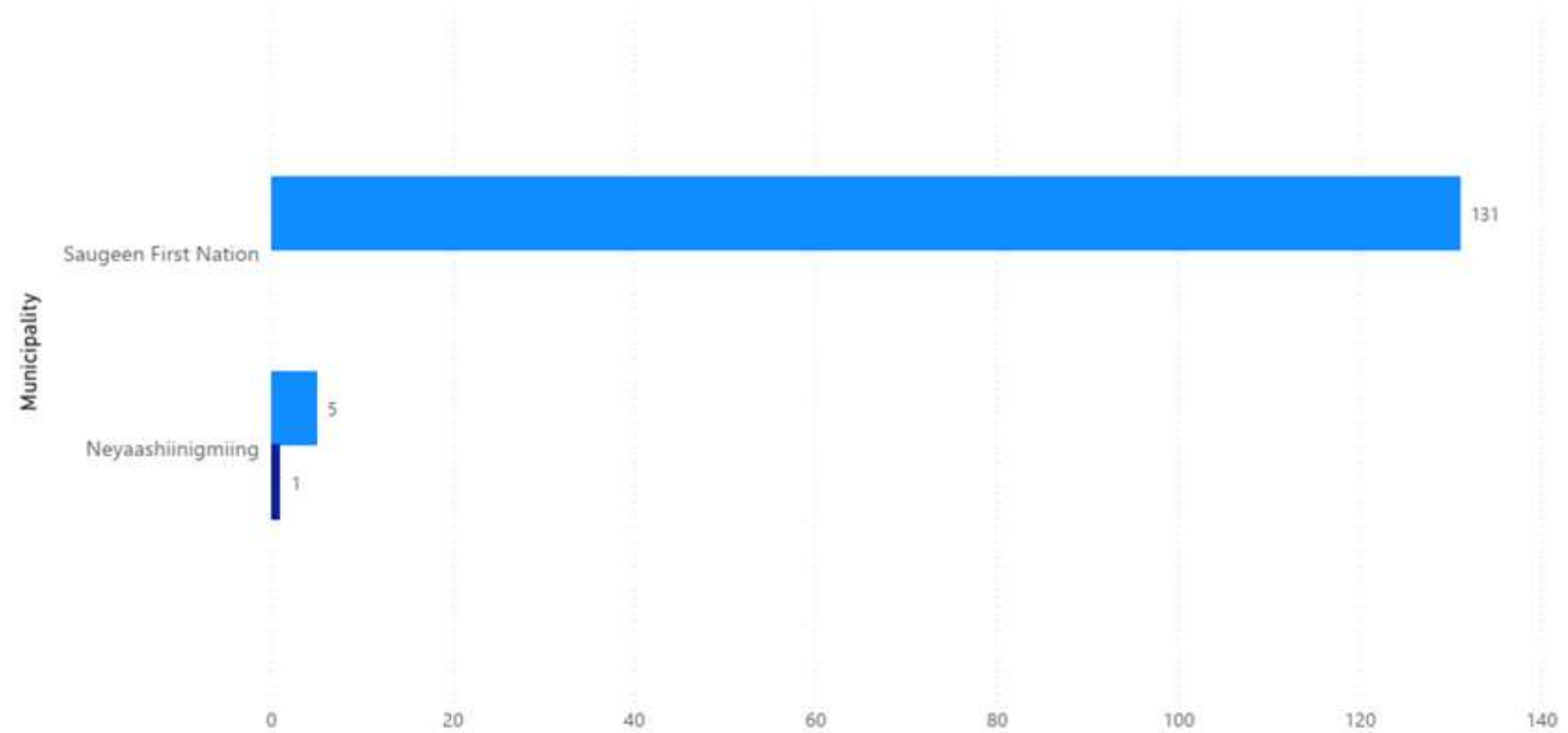




# Resolved and Active Cases by Municipality

First Nation Communities

● Resolved Count ● Active Count





# Situation Report #643 COVID-19

Grey Bruce Health Unit | Incident Management System

December 20, 2021

**Current Situation:**, [Public Health Measures](#), [COVID-19 Vaccines for Grey Bruce](#), [COVID-19 Vaccine for Ontario](#)

**Follow the 3 W's – Wash hands frequently, Watch distance (ideally 6ft), and Wear face covering correctly, and the 2 A's – Avoid Crowds and Arrange for outdoor activities instead of indoors whenever possible.**

**GET YOUR VACCINE – [SEE THE SCHEDULE](#)**

**STAY HOME IF SICK**

**Case counts and vaccine data is taken from GBHU Epidemiological Reports as of 23:59 hrs, December 19, 2021:**

**All data is preliminary and subject to change. Future situation reports will be updated accordingly.**

- 36 new cases reported in past 24 hours in Grey Bruce: 5 – Georgian Bluffs, 5 – Owen Sound, 5 – Saugeen Shores, 4 – Grey Highlands, 3 – Arran-Elderslie, 3 – Hanover, 2 – Chatsworth, 2 – South Bruce Peninsula, 2 – The Blue Mountains, 1 – Brockton, 1 – Huron-Kinloss, 1 – Kincardine, 1 – Meaford, 1 - Southgate
- 2833 confirmed cases (including 1 confirmed cases of the Omicron Variant)
- 203 active cases
- **1457 Active High Risk Contacts** – High Risk Contacts is reported as an estimates as the number is evolving by the hour
- 2602 resolved cases
- 4 confirmed local active cases hospitalized in Grey Bruce due to COVID-19
  - 0 confirmed case from Grey Bruce is hospitalized outside of Grey Bruce due to COVID-19
- 16 deaths in Grey Bruce
  - +1 death related to a Grey Bruce resident that acquired the infection and was treated outside of Grey Bruce
  - +7 deaths related to Grey Bruce residents that acquired the infection in Grey Bruce however passed away outside of Grey Bruce
  - Local and Provincial data may not align as cases with unconfirmed cause of death are not included above but are included in the Provincial data.
- 125 cases reported in health care workers; reports health care workers living in Grey Bruce and working both in and outside Grey Bruce

## Active Outbreaks:

- 0 Facility(ies) in COVID-19 outbreak. Reported in [Hospitals](#)
- 0 Facility(ies) in COVID-19 outbreak. Reported in [Long-Term Care/Retirement Homes](#)
- 8 Facility(ies) in COVID-19 outbreak. Reported in [Schools](#)
  - Timothy Christian School
  - St. Dominique Savio
  - St. Mary's High School
  - Mildmay-Carrick Public School

- John Diefenbaker Senior School
- Saugeen District Secondary School
- Grey Highlands Secondary School
- Hepworth Central School
- Dawnview Public School
- 1 Facility(ies) in COVID-19 outbreak. Reported in [Childcare Centres](#)
  - Timothy Christian School – Before and After School Program

**Dismissed Cohort(s) – based on 1 case (probable or confirmed) - (more than 1 confirmed case with evidence of transmission within the school environment removes the school from this list and moves it to the outbreak list – see above):**

- [0 Childcare Facility\(ies\) reporting dismissed cohort\(s\)](#)
- [6 School\(s\) reporting dismissed cohorts\(s\)](#) – not outbreak status
  - Owen Sound District Secondary School – 2 active cohorts, 2 Bus Routes
  - Kincardine District Senior School – 1 Cohort, 1 Bus
  - Peninsula Shores District School – 1 Cohort
  - Macphail Memorial Elementary School – 1 Cohort
  - Highpoint Community School – 1 Cohort
  - Hillcrest Elementary School (Owen Sound) – 1 Cohort

**Vaccine – for detailed information please visit [Website and Dashboard](#)**

- 273,774 Total Doses of COVID-19 vaccine administered in Grey and Bruce
- 12,947 Doses given within the past week

**Future Vaccination Planning: [Vaccine Schedule](#)**

- For week of December 20, first and second dose may walk-in at all clinics. **Those 5-11 and Third dose requires an appointment at all clinics.** See Vaccine Clinics – details at [Vaccine Schedule](#) (Make sure to scroll to the proper page of the schedule)
- **Starting Monday, December 20, 2021**, individuals aged 18 and over will be eligible to schedule their booster dose appointment through the [Ontario's booking portal](#), by calling the Provincial Vaccine Contact Centre, through Indigenous-led vaccination clinics, [participating pharmacies](#) and primary care settings. Appointments will be booked three months (84 days) after a second dose as the province urgently expands booster eligibility to millions more individuals.
- [COVID-19 Vaccines \(publichealthgreybruce.on.ca\)](#)
- [Getting Your COVID-19 Vaccine \(publichealthgreybruce.on.ca\)](#)
- [Youth and COVID-19 Vaccines \(publichealthgreybruce.on.ca\)](#)

**Actions Taken In the Past 24 Hours:**

- Media Release – [Confirmation of COVID-19 Omicron Variant in Grey Bruce](#)
- Media Release – [GBHU Vaccine Clinics December 20 – December 26](#)

- GBHU COVID-19 Team continue with case and contact management, reporting, and responding to COVID-19 related calls. Contact tracing exceeds provincial targets with 100% of all cases contacted within 24 hours
- GBHU Team continue to ensure essential public health activities not related to COVID-19

Provincial COVID-19 Data - <https://covid-19.ontario.ca/data>

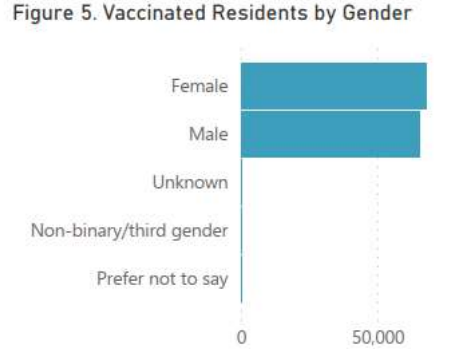
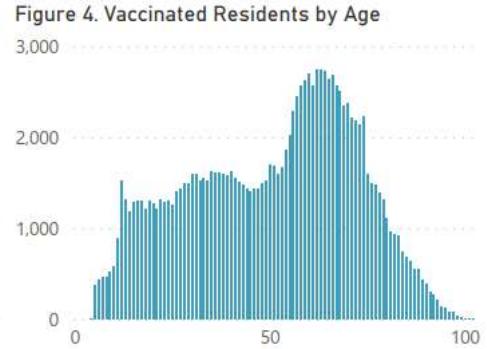
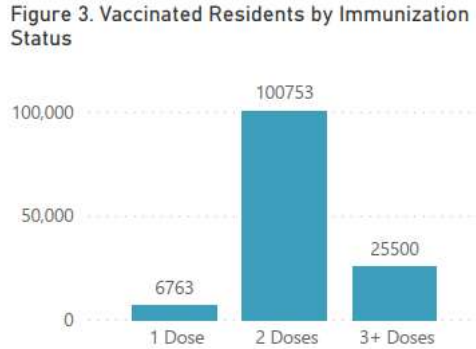
- [Provincial Testing Data](#)
- [Provincial Hospitalization Data](#)
- [Provincial Likely Source of Infection Data](#)
- [Raw Data to Download - Provincial](#)

### **Media Relations**

Media inquiries should be directed to [Communications@publichealthgreybruce.on.ca](mailto:Communications@publichealthgreybruce.on.ca) 519-376-9420 or 1-800-263-3456 ext. 3940

### **[Vaccine Data Overview](#)**

# GREY BRUCE COVID-19 VACCINATION OVERVIEW



Data notes: Figures 1, 2, 6, and 7 represent COVID-19 vaccines administered in the Grey Bruce Health Region, both by the Grey Bruce Health Unit and participating partner organizations. These figures include all doses administered in Grey Bruce, regardless of whether they were given to Grey Bruce residents. These include first, second and any subsequent doses, and do not represent a unique count of individuals. Figures 3, 4, and 5 represent residents of Grey Bruce, who have received one or more doses of a COVID-19 vaccine, regardless of where the vaccine was received. Data source: data extracted from COVax-ON via IntelliHEALTH.

Data last refreshed December 20, 2021. Data are refreshed daily on weekdays and are current up to 11:59 PM on the previous day.

# GREY BRUCE COVID-19 VACCINATION COVERAGE

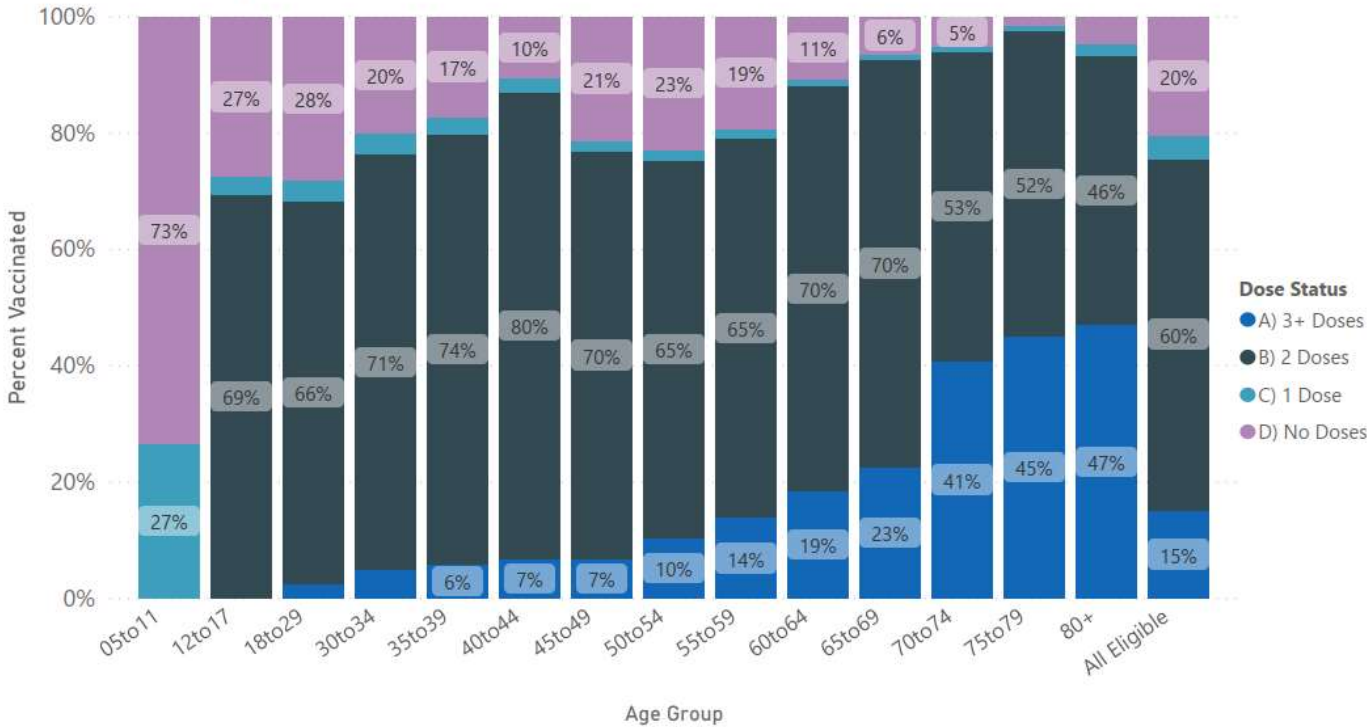
**% Eligible Population (5+) with At Least 1 Dose**  
**79.7%**

**% Eligible Population (5+) with At Least 2 Doses**  
**75.6%**

**% Total Population with At Least 1 Dose**  
**75.6%**

**% Total Population with At Least 2 Doses**  
**71.7%**

Vaccine Coverage by Age Group and Number of Doses Received

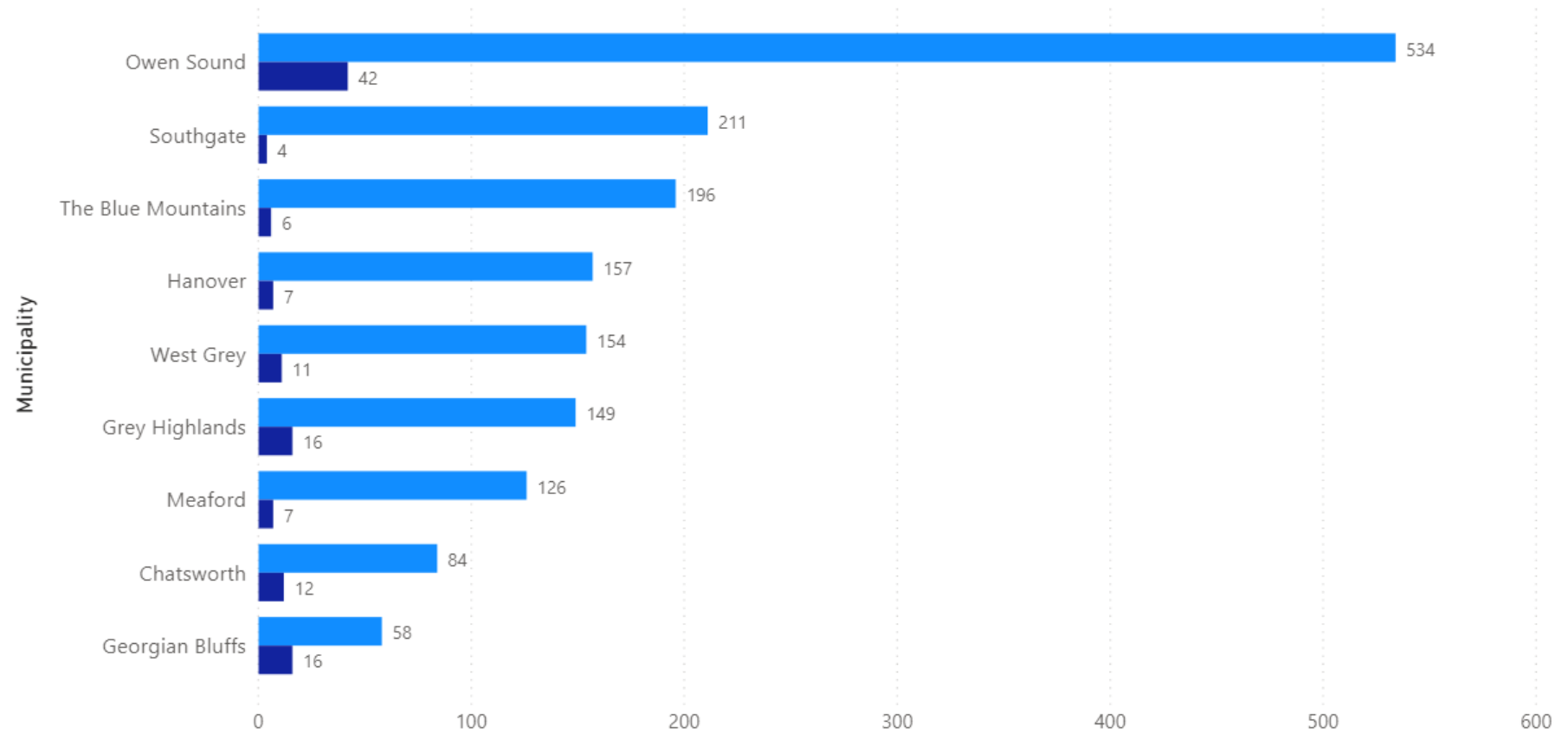


Data notes: Population coverage estimates represent residents of Grey Bruce who have received one or more doses of a COVID-19 vaccine, regardless of where the vaccine was received.  
 Data source: Number of vaccinated clients extracted from COVax-ON via IntelliHEALTH. Population estimates: Statistics Canada for 2020, Ontario Ministry of Finance Population Projections by Census Division.  
 Note that labels in the figure 'Vaccine Coverage by Age Group and Number of Doses Received' may not be visible if the percentage is small.  
 Data last refreshed December 20, 2021. Data are refreshed daily on weekdays and are current up to 11:59 PM on the previous day.

# Resolved and Active Cases by Municipality

Grey County

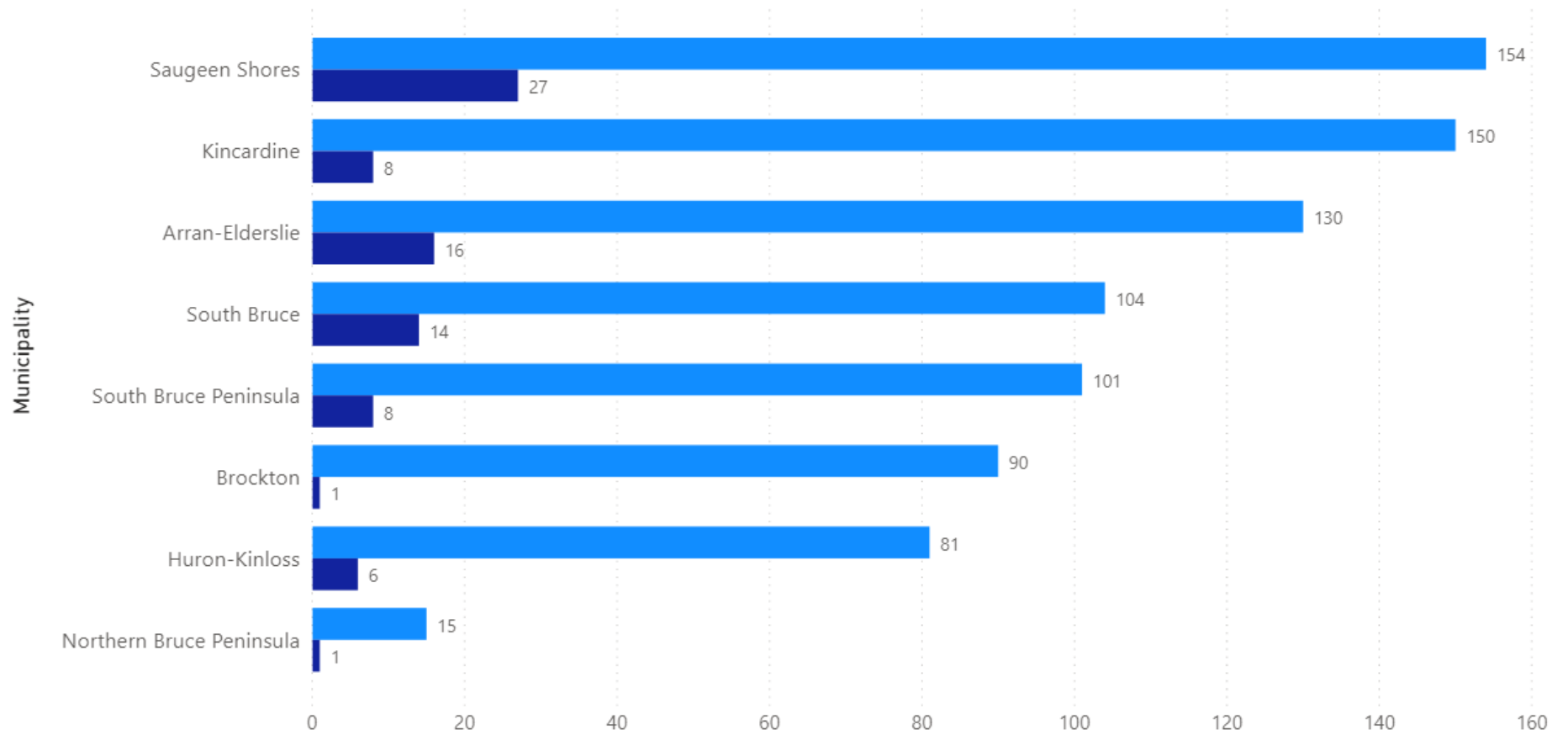
● Resolved Count ● Active Count



# Resolved and Active Cases by Municipality

Bruce County

● Resolved Count ● Active Count

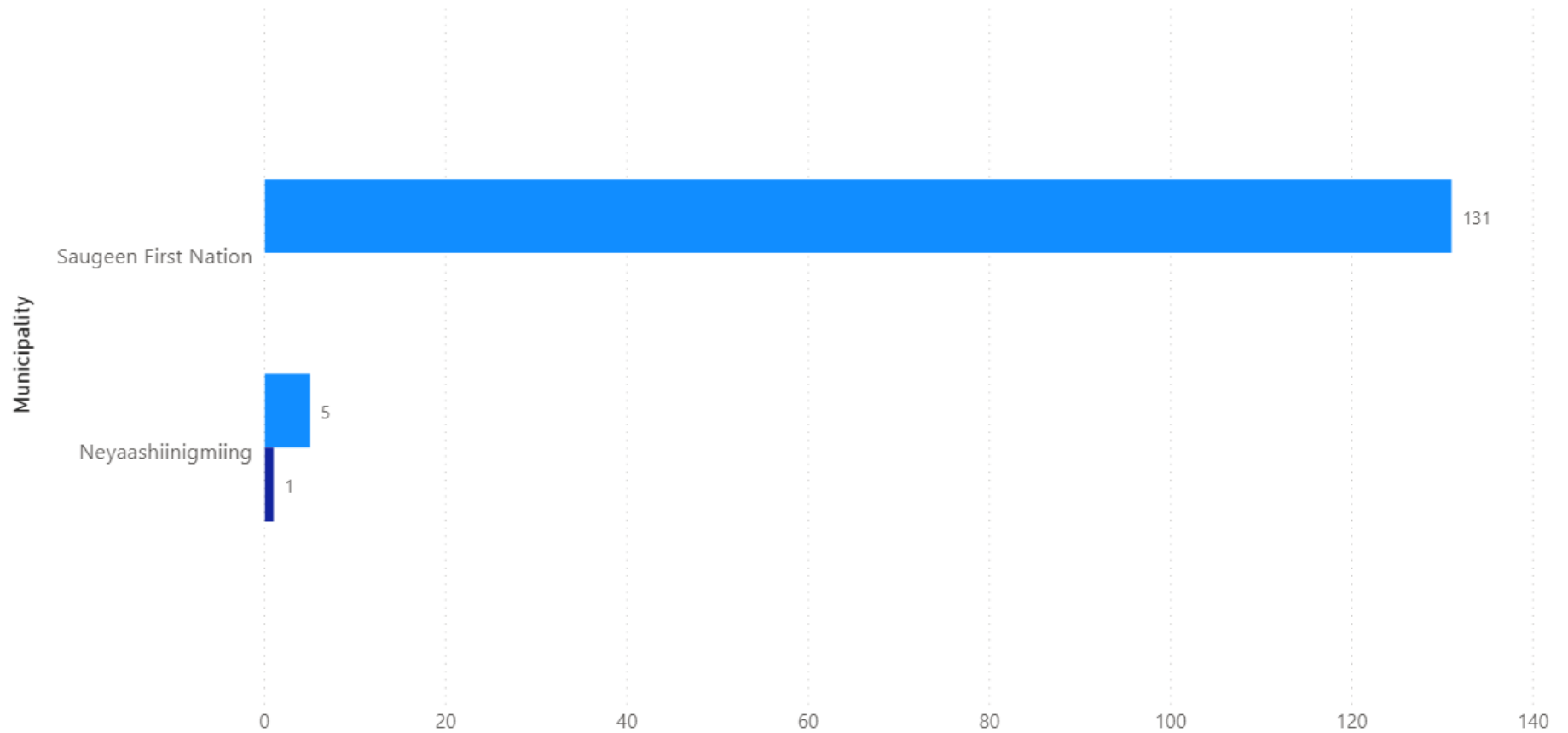




# Resolved and Active Cases by Municipality

First Nation Communities

● Resolved Count ● Active Count



## Situation Report #642 COVID-19

Grey Bruce Health Unit | Incident Management System

December 19, 2021

**Current Situation:**, [Public Health Measures](#), [COVID-19 Vaccines for Grey Bruce](#), [COVID-19 Vaccine for Ontario](#)  
**Follow the 3 W's – Wash hands frequently, Watch distance (ideally 6ft), and Wear face covering correctly, and the 2 A's  
- Avoid Crowds and Arrange for outdoor activities instead of indoors whenever possible.**

**GET YOUR VACCINE – [SEE THE SCHEDULE](#)**

**STAY HOME IF SICK**

**Case counts and vaccine data is taken from GBHU Epidemiological Reports as of 23:59 hrs, December 18, 2021:**

**All data is preliminary and subject to change. Future situation reports will be updated accordingly.**

- 40 new cases reported in past 24 hours in Grey Bruce: 9 – West Grey, 5 – Owen Sound, 5 – Saugeen Shores, 4 – Grey Highlands, 3 – Arran-Elderslie, 3 – Meaford, 2 – Huron-Kinloss, 2 – South Bruce, 2 – The Blue Mountains, 1 – Georgian Bluffs, 1 – Hanover, 1 – Kincardine, 1 – South Bruce Peninsula, 1 – Southgate
- 2808 confirmed cases (including 1 confirmed cases of the Omicron Variant)
- 187 active cases
- **1500+ Active High Risk Contacts** – High Risk Contacts is reported as an estimates as the number is evolving by the hour
- 2593 resolved cases
- 4 confirmed local active cases hospitalized in Grey Bruce due to COVID-19
  - 0 confirmed case from Grey Bruce is hospitalized outside of Grey Bruce due to COVID-19
- 16 deaths in Grey Bruce
  - +1 death related to a Grey Bruce resident that acquired the infection and was treated outside of Grey Bruce
  - +7 deaths related to Grey Bruce residents that acquired the infection in Grey Bruce however passed away outside of Grey Bruce
  - Local and Provincial data may not align as cases with unconfirmed cause of death are not included above but are included in the Provincial data.
- 125 cases reported in health care workers; reports health care workers living in Grey Bruce and working both in and outside Grey Bruce

### **Active Outbreaks:**

- 0 Facility(ies) in COVID-19 outbreak. Reported in [Hospitals](#)
- 0 Facility(ies) in COVID-19 outbreak. Reported in [Long-Term Care/Retirement Homes](#)
- 8 Facility(ies) in COVID-19 outbreak. Reported in [Schools](#)
  - Timothy Christian School
  - St. Dominique Savio
  - St. Mary's High School
  - Mildmay-Carrick Public School
  - John Diefenbaker Senior School
  - Saugeen District Secondary School
  - Grey Highlands Secondary School
  - Hepworth Central School

- 1 Facility(ies) in COVID-19 outbreak. Reported in [Childcare Centres](#)
  - Timothy Christian School – Before and After School Program

### Dismissed Cohort(s) – based on 1 case (probable or confirmed) - (more than 1 confirmed case triggers outbreak – see above):

- [0 Childcare Facility\(ies\) reporting dismissed cohort\(s\)](#)
- [6 School\(s\) reporting dismissed cohorts\(s\)](#) – not outbreak status
  - Owen Sound District Secondary School
  - Dawnview Public School
  - Kincardine District Senior School
  - Peninsula Shores District School
  - Macphail Memorial Elementary School
  - Highpoint Community School

### Vaccine – for detailed information please visit [Website and Dashboard](#)

- Vaccine Data to be updated on December 20, 2021
- 269,422 Total Doses of COVID-19 vaccine administered in Grey and Bruce
- 10,289 Doses given within the past week

### Future Vaccination Planning: [Vaccine Schedule](#)

- For week of December 20, first and second dose may walk-in at all clinics. **Those 5-11 and Third dose requires an appointment at all clinics.** See Vaccine Clinics – details at [Vaccine Schedule](#). (Make sure to scroll to the proper page of the schedule)
- **Starting Monday, December 20, 2021**, individuals aged 18 and over will be eligible to schedule their booster dose appointment through the [Ontario's booking portal](#), by calling the Provincial Vaccine Contact Centre, through Indigenous-led vaccination clinics, [participating pharmacies](#) and primary care settings. Appointments will be booked three months (84 days) after a second dose as the province urgently expands booster eligibility to millions more individuals.
- [COVID-19 Vaccines \(publichealthgreybruce.on.ca\)](#)
- [Getting Your COVID-19 Vaccine \(publichealthgreybruce.on.ca\)](#)
- [Youth and COVID-19 Vaccines \(publichealthgreybruce.on.ca\)](#)

### Actions Taken In the Past 24 Hours:

- Media Release – [Confirmation of COVID-19 Omicron Variant in Grey Bruce](#)
- GBHU COVID-19 Team continue with case and contact management, reporting, and responding to COVID-19 related calls. Contact tracing exceeds provincial targets with 100% of all cases contacted within 24 hours
- GBHU Team continue to ensure essential public health activities not related to COVID-19

Provincial COVID-19 Data - <https://covid-19.ontario.ca/data>

- [Provincial Testing Data](#)
- [Provincial Hospitalization Data](#)

- [Provincial Likely Source of Infection Data](#)
- [Raw Data to Download - Provincial](#)

## Media Relations

Media inquiries should be directed to [Communications@publichealthgreybruce.on.ca](mailto:Communications@publichealthgreybruce.on.ca) 519-376-9420 or 1-800-263-3456 ext. 3940

**Vaccine Data Overview not available on holidays and weekends. Will be updated on Monday December 20, 2021**

**Resolved and Active Case by Municipality data not available on holidays and weekends. Will be updated Monday December 20, 2021**



# Situation Report #641 COVID-19

Grey Bruce Health Unit | Incident Management System

December 18, 2021

**Current Situation:** [Public Health Measures](#), [COVID-19 Vaccines for Grey Bruce](#), [COVID-19 Vaccine for Ontario](#)

***Follow the 3 W's – Wash hands frequently, Watch distance (ideally 6ft), and Wear face covering correctly, and the 2 A's – Avoid Crowds and Arrange for outdoor activities instead of indoors whenever possible.***

**GET YOUR VACCINE – SEE THE SCHEDULE**

**STAY HOME IF SICK**

**Case counts and vaccine data is taken from GBHU Epidemiological Reports as of 23:59 hrs, December 17, 2021:**

**All data is preliminary and subject to change. Future situation reports will be updated accordingly.**

- 31 new cases reported in past 24 hours in Grey Bruce: 6 – Saugeen Shores, 5 – Georgian Bluffs, 5 – Owen Sound, 3 – Arran-Elderslie, 3 – South Bruce, 2 – Chatsworth, 1 – Grey Highlands, 1 – Hanover, 1 – Meaford, 1 – Northern Bruce Peninsula, 1 – South Bruce Peninsula, 1 – The Blue Mountains, 1 – West Grey
- 2766 confirmed cases (including 0 confirmed cases of the Omicron Variant)
- 150 active cases
- **1400+ Active High Risk Contacts** – High Risk Contacts is reported as an estimates as the number is evolving by the hour
- 2588 resolved cases
- 4 confirmed local active cases hospitalized in Grey Bruce due to COVID-19
  - 0 confirmed case from Grey Bruce is hospitalized outside of Grey Bruce due to COVID-19

- 16 deaths in Grey Bruce
  - +1 death related to a Grey Bruce resident that acquired the infection and was treated outside of Grey Bruce
  - +7 deaths related to Grey Bruce residents that acquired the infection in Grey Bruce however passed away outside of Grey Bruce
  - Local and Provincial data may not align as cases with unconfirmed cause of death are not included above but are included in the Provincial data.
- 125 cases reported in health care workers; reports health care workers living in Grey Bruce and working both in and outside Grey Bruce

### Active Outbreaks:

- 0 Facility(ies) in COVID-19 outbreak. Reported in [Hospitals](#)
- 0 Facility(ies) in COVID-19 outbreak. Reported in [Long-Term Care/Retirement Homes](#)
- 5 Facility(ies) in COVID-19 outbreak. Reported in [Schools](#)
  - Timothy Christian School
  - St. Dominique Savio
  - St. Mary's High School
  - Mildmay-Carrick Public School
  - John Diefenbaker Senior School
- 1 Facility(ies) in COVID-19 outbreak. Reported in [Childcare Centres](#)
  - Timothy Christian School – Before and After School Program

### Dismissed Cohort(s) – based on 1 case (probable or confirmed) - (more than 1 confirmed case triggers outbreak – see above):

- [0 Childcare Facility\(ies\) reporting dismissed cohort\(s\)](#)
- [8 School\(s\) reporting dismissed cohorts\(s\)](#) – not outbreak status
  - Owen Sound District Secondary School
  - Saugeen District Senior School
  - Dawnview Public School
  - Hepworth Central Public School
  - Kincardine District Senior School
  - Grey Highlands Secondary School
  - Peninsula Shores District School
  - Macphail Memorial Elementary School

### Vaccine – for detailed information please visit [Website and Dashboard](#)

- Vaccine Data to be updated on December 20, 2021
- 269,422 Total Doses of COVID-19 vaccine administered in Grey and Bruce
- 10,289 Doses given within the past week

### Future Vaccination Planning: [Vaccine Schedule](#)

- For week of December 20, first and second dose may walk-in at all clinics. **Those 5-11 and Third dose requires an appointment at all clinics**. See Vaccine Clinics – details at [Vaccine Schedule](#) (Make sure to scroll to the proper page of the schedule)
- **Starting Monday, December 20, 2021**, individuals aged 18 and over will be eligible to schedule their booster dose appointment through the [Ontario's booking portal](#), by calling the Provincial Vaccine Contact Centre, through Indigenous-led vaccination clinics, [participating pharmacies](#) and primary care settings. Appointments will be booked three months (84 days) after a second dose as the province urgently expands booster eligibility to millions more individuals.
- [COVID-19 Vaccines \(publichealthgreybruce.on.ca\)](#)
- [Getting Your COVID-19 Vaccine \(publichealthgreybruce.on.ca\)](#)
- [Youth and COVID-19 Vaccines \(publichealthgreybruce.on.ca\)](#)

### **Actions Taken In the Past 24 Hours:**

- GBHU COVID-19 Team continue with case and contact management, reporting, and responding to COVID-19 related calls. Contact tracing exceeds provincial targets with 100% of all cases contacted within 24 hours
- GBHU Team continue to ensure essential public health activities not related to COVID-19

Provincial COVID-19 Data - <https://covid-19.ontario.ca/data>

- [Provincial Testing Data](#)
- [Provincial Hospitalization Data](#)
- [Provincial Likely Source of Infection Data](#)
- [Raw Data to Download - Provincial](#)

### **Media Relations**

Media inquiries should be directed to [Communications@publichealthgreybruce.on.ca](mailto:Communications@publichealthgreybruce.on.ca) 519-376-9420 or 1-800-263-3456 ext. 3940

**Vaccine Data Overview not available on holidays and weekends. Will be updated on Monday December 20, 2021**

**Resolved and Active Case by Municipality data not available on holidays and weekends. Will be updated Monday December 20, 2021**



## Situation Report #640 COVID-19

Grey Bruce Health Unit | Incident Management System

December 17, 2021

**Current Situation:**, [Public Health Measures](#), [COVID-19 Vaccines for Grey Bruce](#), [COVID-19 Vaccine for Ontario](#)

**Follow the 3 W's – Wash hands frequently, Watch distance (ideally 6ft), and Wear face covering correctly, and the 2 A's – Avoid Crowds and Arrange for outdoor activities instead of indoors whenever possible.**

**GET YOUR VACCINE – [SEE THE SCHEDULE](#)**

**STAY HOME IF SICK**

**Case counts and vaccine data is taken from GBHU Epidemiological Reports as of 23:59 hrs, December 16, 2021:**

**All data is preliminary and subject to change. Future situation reports will be updated accordingly.**

- 20 new cases reported in past 24 hours in Grey Bruce: 3 – Grey Highlands, 3 – Owen Sound, 2 – Georgian Bluffs, 2 – Huron-Kinloss, 2 – Meaford, 2 – Saugeen Shores, 1 – Arran-Elderslie, 1 – Hanover, 1 – Neyaashiinigmiing, 1 – South Bruce Peninsula, 1 – The Blue Mountains, 1 – West Grey
- 2727 confirmed cases (including 0 confirmed cases of the Omicron Variant)
- 119 active cases
- **1016 Active High Risk Contacts** – High Risk Contacts is reported as an estimates as the number is evolving by the hour
- 2580 resolved cases
- 4 confirmed local active cases hospitalized in Grey Bruce due to COVID-19
  - 0 confirmed case from Grey Bruce is hospitalized outside of Grey Bruce due to COVID-19
- 16 deaths in Grey Bruce
  - +1 death related to a Grey Bruce resident that acquired the infection and was treated outside of Grey Bruce

- +7 deaths related to Grey Bruce residents that acquired the infection in Grey Bruce however passed away outside of Grey Bruce
- Local and Provincial data may not align as cases with unconfirmed cause of death are not included above but are included in the Provincial data.
- 125 cases reported in health care workers; reports health care workers living in Grey Bruce and working both in and outside Grey Bruce

### **Active Outbreaks (Cohort Number to be Updated on next Situation Report):**

- 0 Facility(ies) in COVID-19 outbreak. Reported in [Hospitals](#)
- 0 Facility(ies) in COVID-19 outbreak. Reported in [Long-Term Care/Retirement Homes](#)
- 5 Facility(ies) in COVID-19 outbreak. Reported in [Schools](#)
  - Timothy Christian School
  - St. Dominique Savio
  - St. Mary's High School
  - Mildmay-Carrick Public School
  - John Diefenbaker Senior School
- 1 Facility(ies) in COVID-19 outbreak. Reported in [Childcare Centres](#)
  - Timothy Christian School – Before and After School Program

### **Dismissed Cohort(s) – based on 1 case (probable or confirmed) - (more than 1 confirmed case triggers outbreak – see above)**

#### **(Cohort Number to be Updated on the next Situation Report):**

- [1 Childcare Facility\(ies\) reporting dismissed cohort\(s\)](#)
  - Jardin des Découvertes
- [8 School\(s\) reporting dismissed cohorts\(s\)](#) – not outbreak status
  - Owen Sound District Secondary School
  - Saugeen District Senior School
  - Dawnview Public School
  - Hepworth Central Public School
  - Kincardine District Senior School
  - Grey Highlands Secondary School
  - Peninsula Shores District School
  - Macphail Memorial Elementary School

### **Vaccine – for detailed information please visit [Website and Dashboard](#)**

- 269,422 Total Doses of COVID-19 vaccine administered in Grey and Bruce
- 10,289 Doses given within the past week

### **Future Vaccination Planning: [Vaccine Schedule](#)**



- For week of December 12, first and second dose may walk-in at all clinics. **Those 5-11 and Third dose requires an appointment at all clinics.** See Vaccine Clinics – details at [Vaccine Schedule](#) (Make sure to scroll to the proper page of the schedule)
- [COVID-19 Vaccines \(publichealthgreybruce.on.ca\)](#)
- [Getting Your COVID-19 Vaccine \(publichealthgreybruce.on.ca\)](#)
- [Youth and COVID-19 Vaccines \(publichealthgreybruce.on.ca\)](#)

### **Actions Taken In the Past 24 Hours:**

- Media Release - [Organized Sports and COVID-19 - A Thorough Assessment and Trends](#)
- Media Release - [The Grey Bruce Hockey Hub Mass Immunization is Back](#)
- GBHU COVID-19 Team continue with case and contact management, reporting, and responding to COVID-19 related calls. Contact tracing exceeds provincial targets with 100% of all cases contacted within 24 hours
- GBHU Team continue to ensure essential public health activities not related to COVID-19

Provincial COVID-19 Data - <https://covid-19.ontario.ca/data>

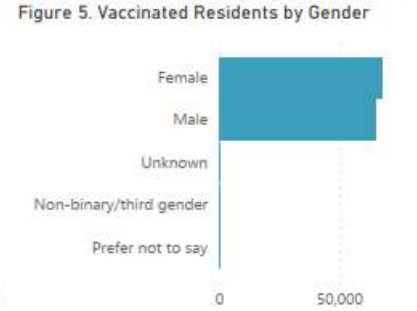
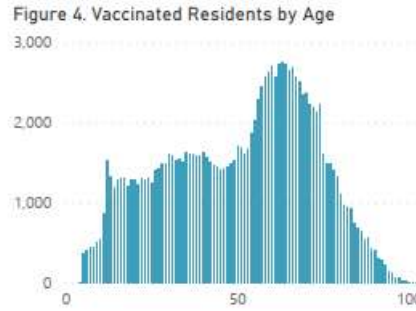
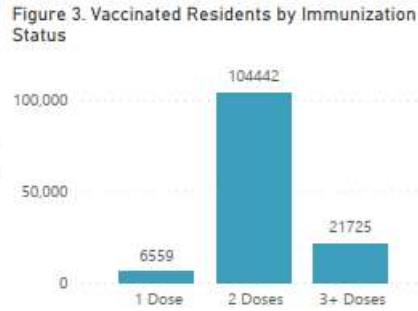
- [Provincial Testing Data](#)
- [Provincial Hospitalization Data](#)
- [Provincial Likely Source of Infection Data](#)
- [Raw Data to Download - Provincial](#)

### **Media Relations**

Media inquiries should be directed to [Communications@publichealthgreybruce.on.ca](mailto:Communications@publichealthgreybruce.on.ca) 519-376-9420 or 1-800-263-3456 ext. 3940

### **[Vaccine Data Overview](#)**

# GREY BRUCE COVID-19 VACCINATION OVERVIEW



Data notes: Figures 1, 2, 6, and 7 represent COVID-19 vaccines administered in the Grey Bruce Health Region, both by the Grey Bruce Health Unit and participating partner organizations. These figures include all doses administered in Grey Bruce, regardless of whether they were given to Grey Bruce residents. These include first, second and any subsequent doses, and do not represent a unique count of individuals. Figures 3, 4, and 5 represent residents of Grey Bruce, who have received one or more doses of a COVID-19 vaccine, regardless of where the vaccine was received

Data source: data extracted from COVax-ON via IntelliHEALTH.

Data last refreshed December 17, 2021. Data are refreshed daily on weekdays and are current up to 11:59 PM on the previous day.

# GREY BRUCE COVID-19 VACCINATION COVERAGE

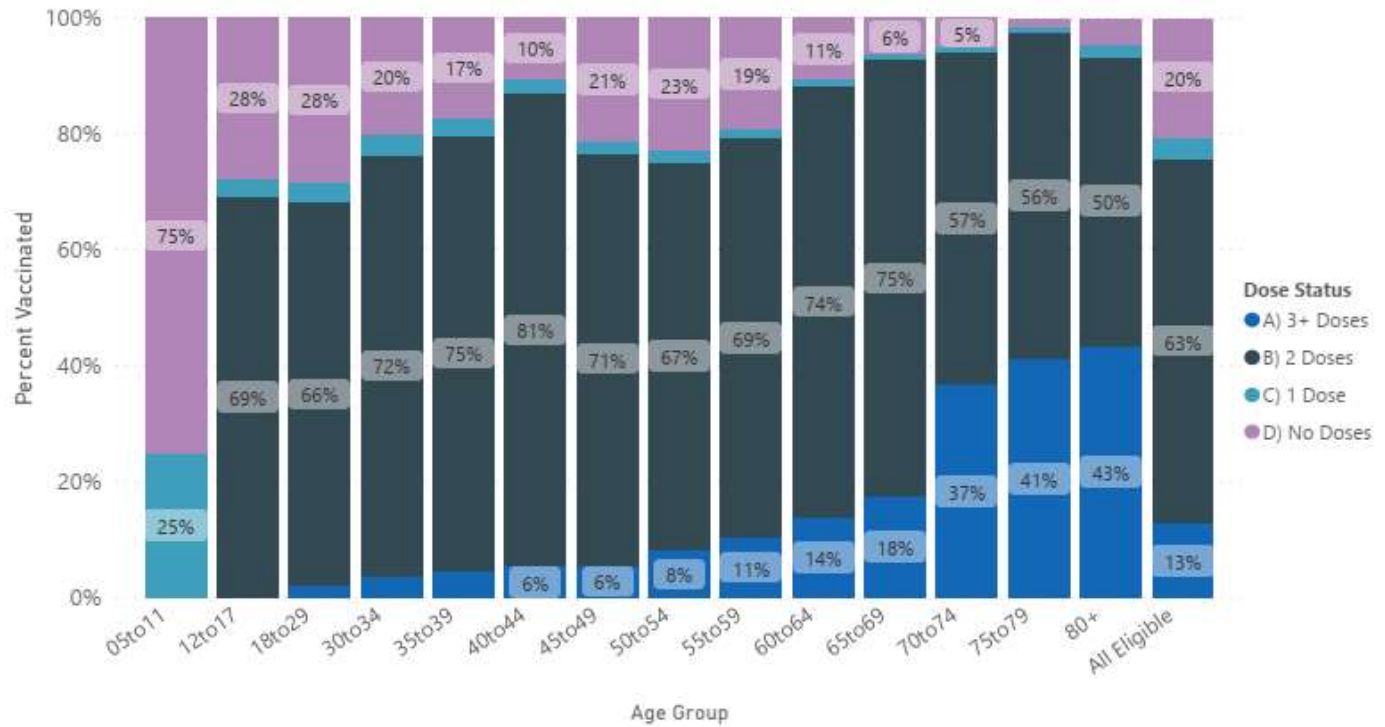
Vaccine Coverage by Age Group and Number of Doses Received

**% Eligible Population (5+) with At Least 1 Dose**  
**79.5%**

**% Eligible Population (5+) with At Least 2 Doses**  
**75.6%**

**% Total Population with At Least 1 Dose**  
**75.4%**

**% Total Population with At Least 2 Doses**  
**71.7%**

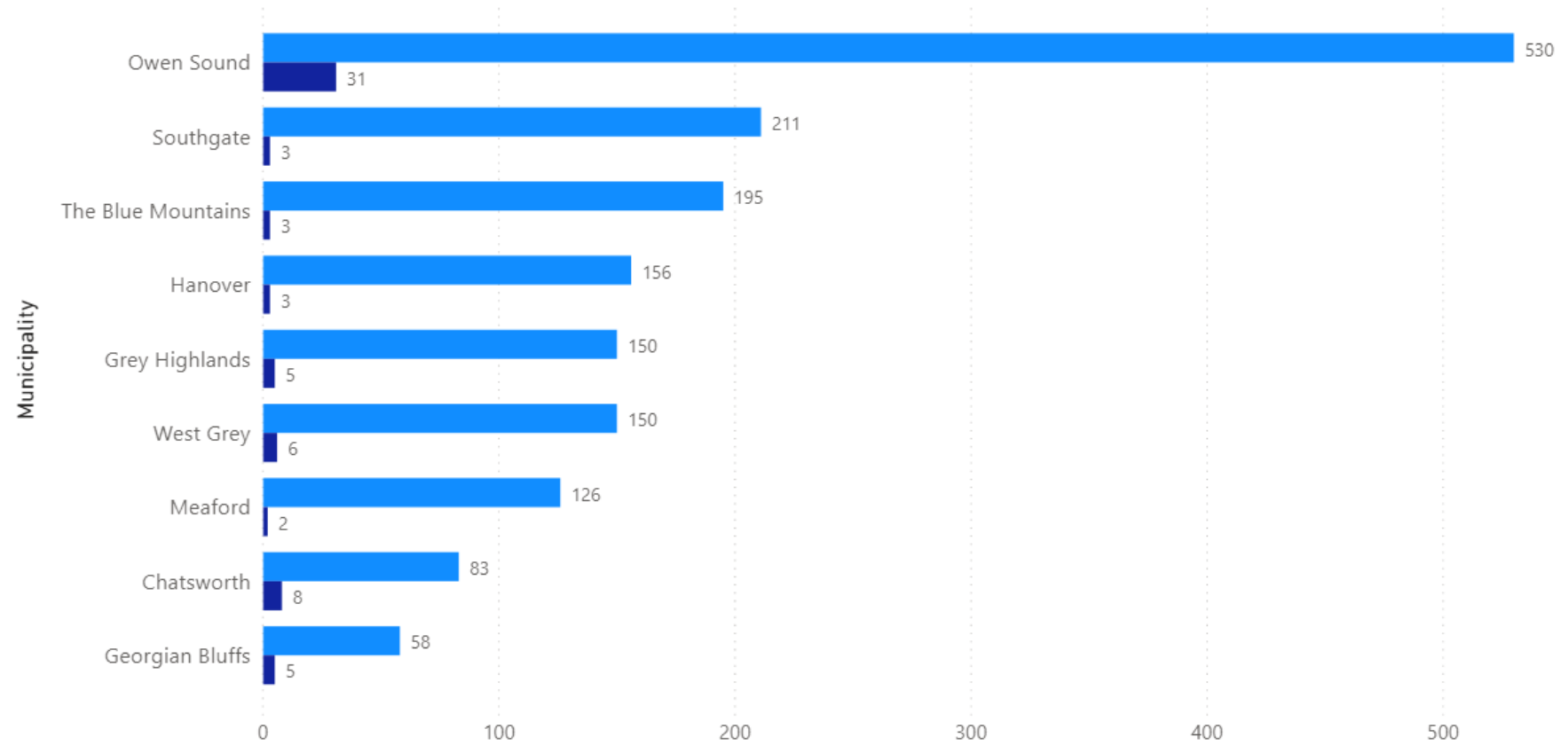


Data notes: Population coverage estimates represent residents of Grey Bruce who have received one or more doses of a COVID-19 vaccine, regardless of where the vaccine was received.  
 Data source: Number of vaccinated clients extracted from COVax-ON via IntelliHEALTH. Population estimates: Statistics Canada for 2020, Ontario Ministry of Finance Population Projections by Census Division.  
 Note that labels in the figure 'Vaccine Coverage by Age Group and Number of Doses Received' may not be visible if the percentage is small.  
 Data last refreshed December 17, 2021. Data are refreshed daily on weekdays and are current up to 11:59 PM on the previous day.

# Resolved and Active Cases by Municipality

Grey County

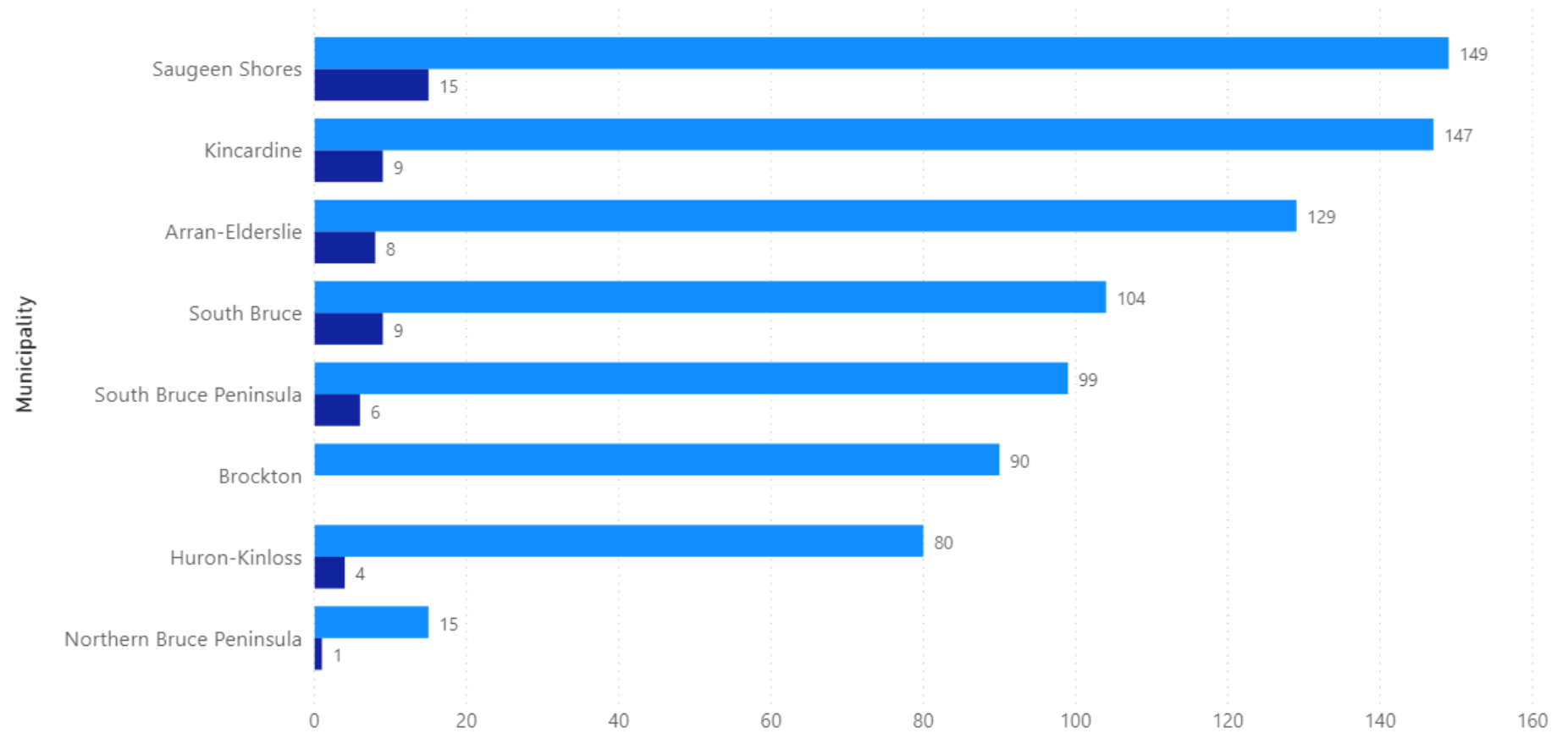
● Resolved Count ● Active Count



# Resolved and Active Cases by Municipality

Bruce County

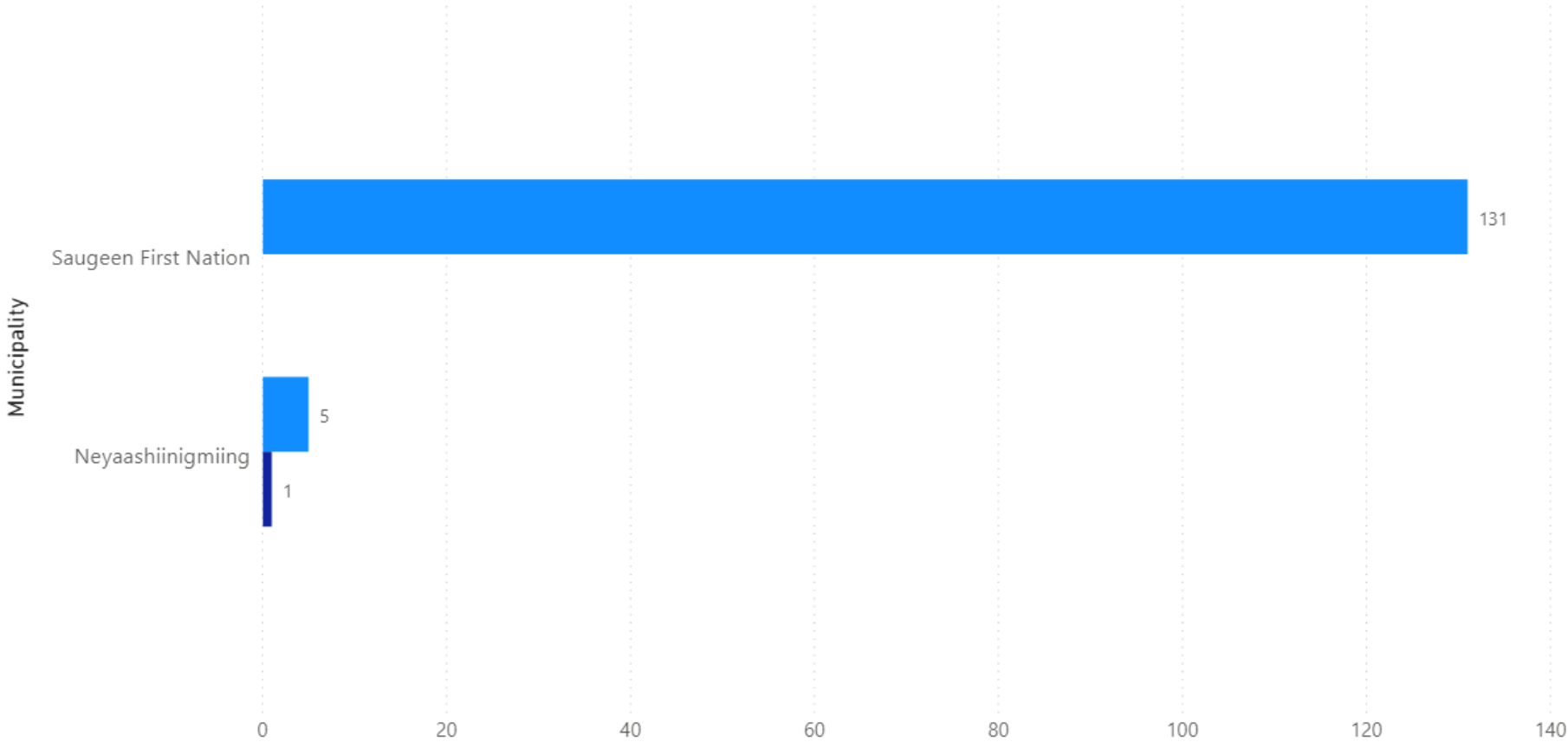
● Resolved Count ● Active Count



# Resolved and Active Cases by Municipality

First Nation Communities

● Resolved Count ● Active Count





# Situation Report #639 COVID-19

Grey Bruce Health Unit | Incident Management System

December 16, 2021

**Current Situation:**, [Public Health Measures](#), [COVID-19 Vaccines for Grey Bruce](#), [COVID-19 Vaccine for Ontario](#)

**Follow the 3 W's – Wash hands frequently, Watch distance (ideally 6ft), and Wear face covering correctly, and the 2 A's – Avoid Crowds and Arrange for outdoor activities instead of indoors whenever possible.**

**GET YOUR VACCINE – [SEE THE SCHEDULE](#)**

**STAY HOME IF SICK**

**ONLY BOOK ONE APPOINTMENT PER PERSON FOR ASSESSMENT CENTRES – DO NOT BOOK MULTIPLE TIMES**

Case counts and vaccine data is taken from GBHU Epidemiological Reports as of 23:59 hrs, December 15, 2021:

All data is preliminary and subject to change. Future situation reports will be updated accordingly.

- 32 new cases reported in past 24 hours in Grey Bruce: 12 – Owen Sound, 4 – South Bruce, 4 – West Grey, 3 – Saugeen Shores, 2 – Arran-Elderslie, 2 – Grey Highlands, 1 – Chatsworth, 1 – Georgian Bluffs, 1 – Kincardine, 1 – South Bruce Peninsula, 1 – The Blue Mountains
- 2707 confirmed cases (including 0 confirmed cases of the Omicron Variant)
- 115 active cases
- **1000+ Active High Risk Contacts** – High Risk Contacts is reported as an estimates as the number is evolving by the hour “About 10% of these high risk contacts will likely convert to become cases over the coming few days. We thank these individuals for completing their isolation to protect the community. We also ask Grey Bruce residents who have symptoms to stay home”. Dr. Arra
- 2565 resolved cases
- 5 confirmed local active cases hospitalized in Grey Bruce due to COVID-19
  - 0 confirmed case from Grey Bruce is hospitalized outside of Grey Bruce due to COVID-19
- 16 deaths in Grey Bruce
  - +1 death related to a Grey Bruce resident that acquired the infection and was treated outside of Grey Bruce
  - +7 deaths related to Grey Bruce residents that acquired the infection in Grey Bruce however passed away outside of Grey Bruce
  - Local and Provincial data may not align as cases with unconfirmed cause of death are not included above but are included in the Provincial data.
- 125 cases reported in health care workers; reports health care workers living in Grey Bruce and working both in and outside Grey Bruce

## Active Outbreaks:

- 0 Facility(ies) in COVID-19 outbreak. Reported in [Hospitals](#)
- 0 Facility(ies) in COVID-19 outbreak. Reported in [Long-Term Care/Retirement Homes](#)
- 4 Facility(ies) in COVID-19 outbreak. Reported in [Schools](#)
  - Timothy Christian School - 0 active cohorts at this time – Outbreak remains in place
  - St. Dominique Savio – 2 – Cohorts – 1 bus route

- St. Mary's High School – 18 Cohorts – 1 Bus Route
- Mildmay-Carrick Public School – 1 cohort
- 2 Facility(ies) in COVID-19 outbreak. Reported in [Childcare Centres](#)
  - Timothy Christian School – Before and After School Program – 0 active cohorts at this time – Outbreak remains in place

### Dismissed Cohort(s) – based on 1 case (probable or confirmed) - (more than 1 confirmed case triggers outbreak – see above)

- [1 Childcare Facility\(ies\) reporting dismissed cohort\(s\)](#)
  - Jardin des Découvertes – 1 cohort
- [3 School\(s\) reporting dismissed cohorts\(s\)](#) – not outbreak status
  - Owen Sound District Secondary School – 2 Cohorts, 1 – Bus Route
  - John Diefenbaker Senior School – 1 Cohort
  - Saugeen District Senior School – 3 Cohorts – 1 Bus
  - Dawnview Public School – 1 Cohort
  - Hepworth Central Public School 1 Cohort – 1 Bus
  - Kincardine District Senior School 1 Cohort – 1 Bus

### Vaccine – for detailed information please visit [Website and Dashboard](#)

- 266,711 Total Doses of COVID-19 vaccine administered in Grey and Bruce
- 8,917 Doses given within the past week

### Future Vaccination Planning: [Vaccine Schedule](#)

- For week of December 12, first and second dose may walk-in at all clinics. **Those 5-11 and Third dose requires an appointment at all clinics.** See Vaccine Clinics – details at [Vaccine Schedule](#) (Make sure to scroll to the proper page of the schedule)
- [COVID-19 Vaccines \(publichealthgreybruce.on.ca\)](#)
- [Getting Your COVID-19 Vaccine \(publichealthgreybruce.on.ca\)](#)
- [Youth and COVID-19 Vaccines \(publichealthgreybruce.on.ca\)](#)

### Actions Taken In the Past 24 Hours:

- GBHU COVID-19 Team continue with case and contact management, reporting, and responding to COVID-19 related calls. Contact tracing exceeds provincial targets with 100% of all cases contacted within 24 hours
- GBHU Team continue to ensure essential public health activities not related to COVID-19

### Provincial COVID-19 Data - <https://covid-19.ontario.ca/data>

- [Provincial Testing Data](#)
- [Provincial Hospitalization Data](#)
- [Provincial Likely Source of Infection Data](#)
- [Raw Data to Download - Provincial](#)

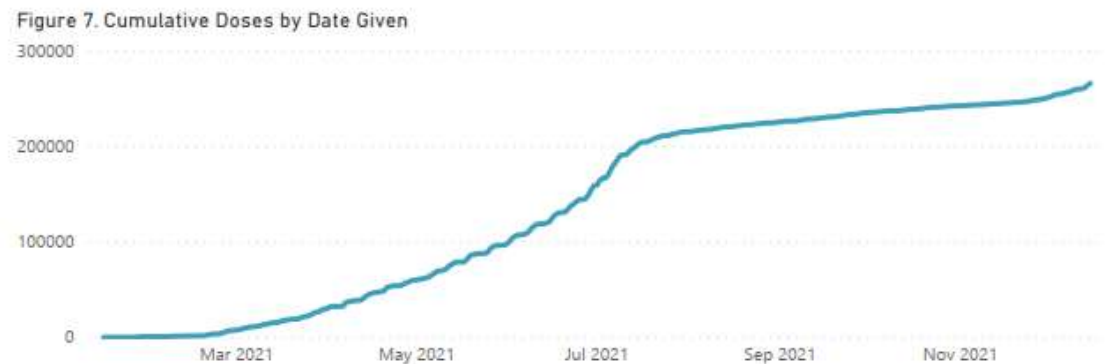
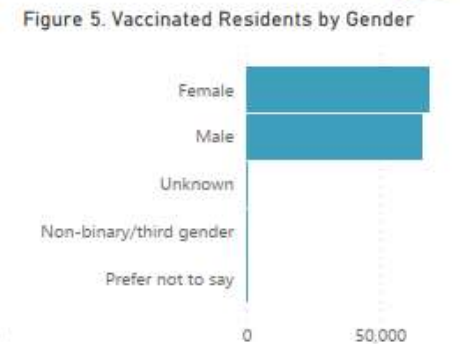
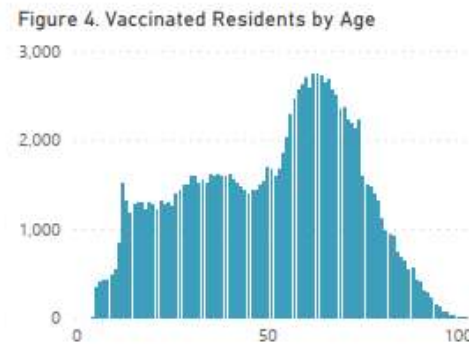
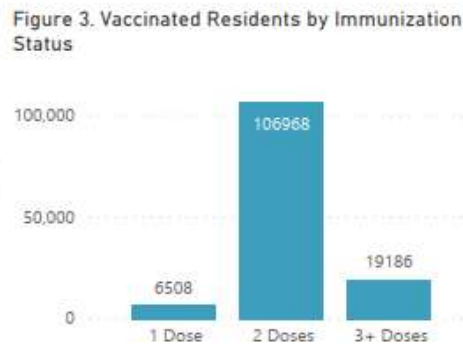


## Media Relations

Media inquiries should be directed to [Communications@publichealthgreybruce.on.ca](mailto:Communications@publichealthgreybruce.on.ca) 519-376-9420 or 1-800-263-3456 ext. 3940

## Vaccine Data Overview

# GREY BRUCE COVID-19 VACCINATION OVERVIEW



Data notes: Figures 1, 2, 6, and 7 represent COVID-19 vaccines administered in the Grey Bruce Health Region, both by the Grey Bruce Health Unit and participating partner organizations. These figures include all doses administered in Grey Bruce, regardless of whether they were given to Grey Bruce residents. These include first, second and any subsequent doses, and do not represent a unique count of individuals.

Figures 3, 4, and 5 represent residents of Grey Bruce, who have received one or more doses of a COVID-19 vaccine, regardless of where the vaccine was received

Data source: data extracted from COVax-ON via IntelliHEALTH.

Data last refreshed December 16, 2021. Data are refreshed daily on weekdays and are current up to 11:59 PM on the previous day.

# GREY BRUCE COVID-19 VACCINATION COVERAGE

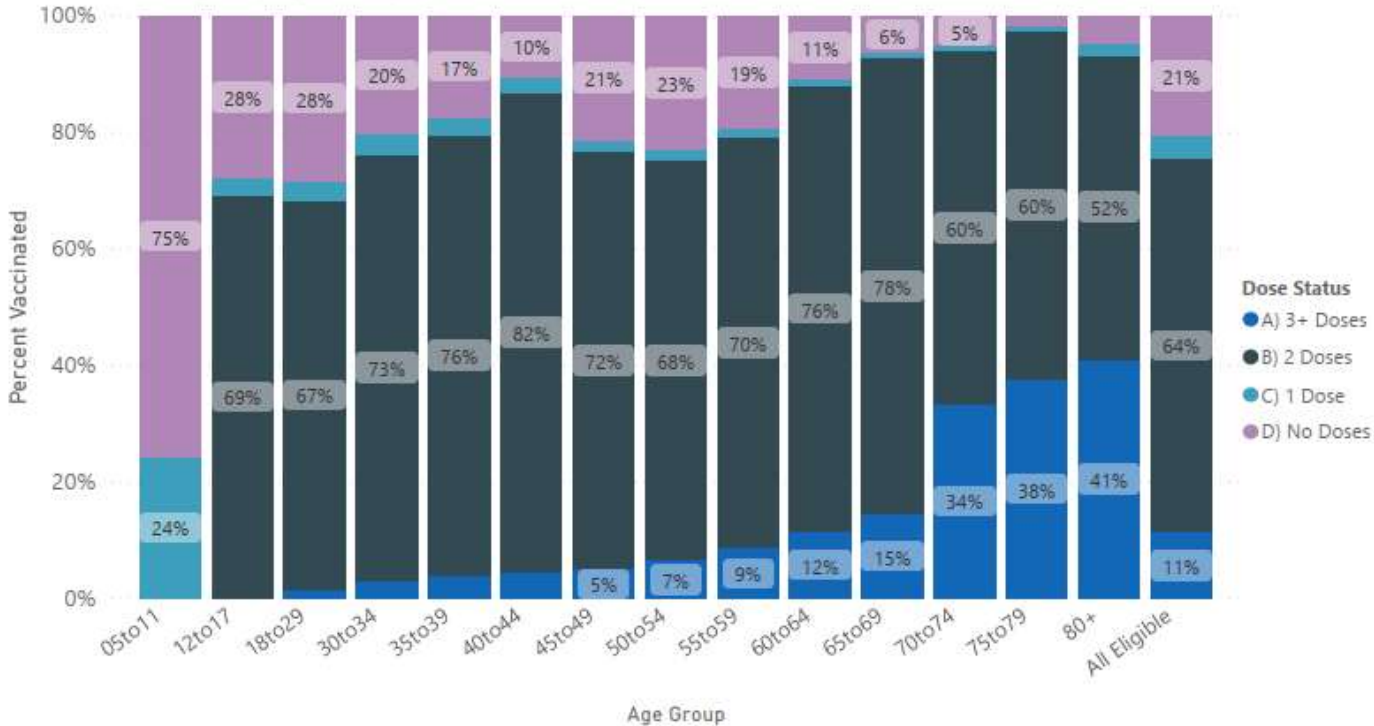
**% Eligible Population (5+) with At Least 1 Dose**  
**79.5%**

**% Eligible Population (5+) with At Least 2 Doses**  
**75.6%**

**% Total Population with At Least 1 Dose**  
**75.4%**

**% Total Population with At Least 2 Doses**  
**71.7%**

Vaccine Coverage by Age Group and Number of Doses Received

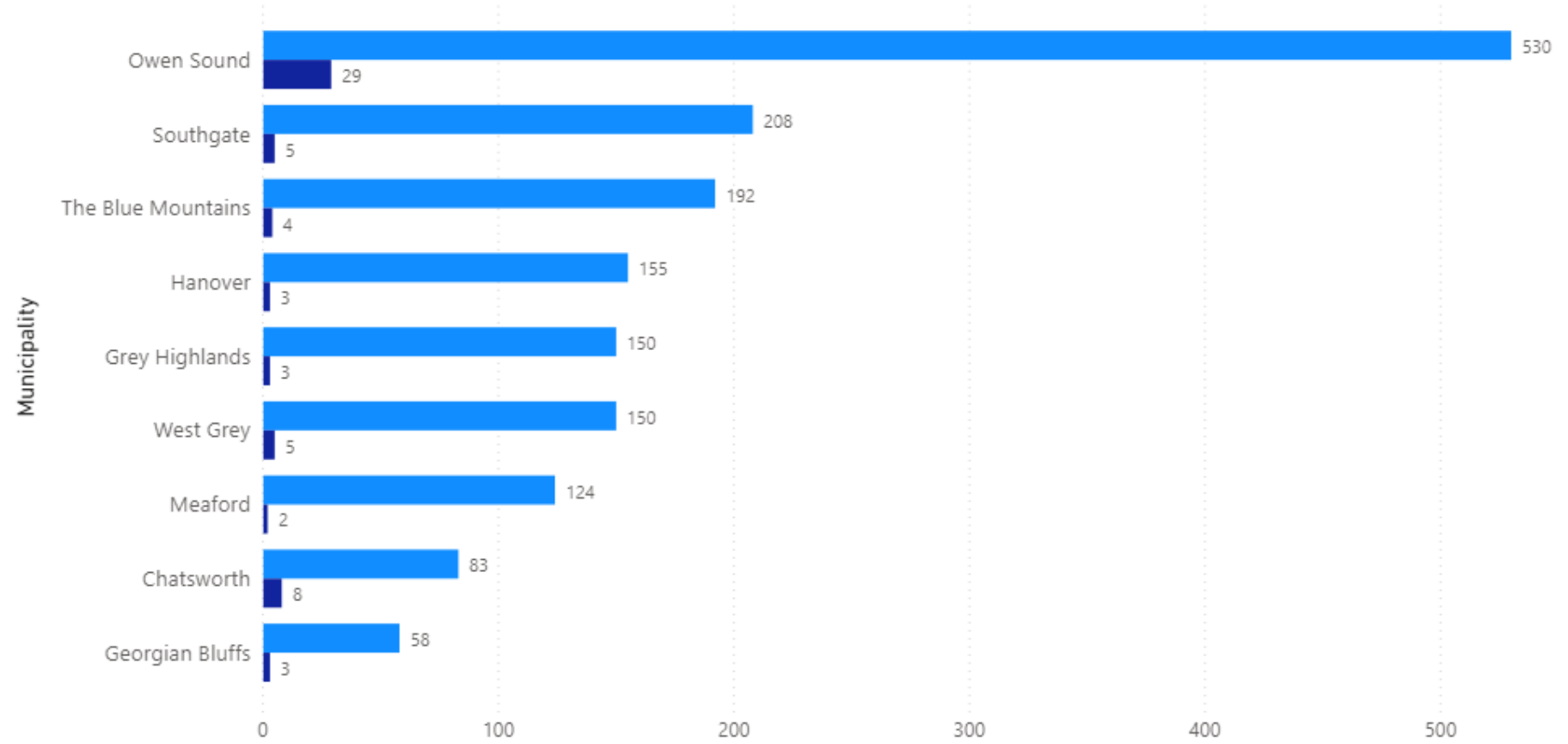


Data notes: Population coverage estimates represent residents of Grey Bruce who have received one or more doses of a COVID-19 vaccine, regardless of where the vaccine was received.  
 Data source: Number of vaccinated clients extracted from COVax-ON via IntelliHEALTH. Population estimates: Statistics Canada for 2020, Ontario Ministry of Finance Population Projections by Census Division.  
 Note that labels in the figure 'Vaccine Coverage by Age Group and Number of Doses Received' may not be visible if the percentage is small.  
 Data last refreshed December 16, 2021. Data are refreshed daily on weekdays and are current up to 11:59 PM on the previous day.

# Resolved and Active Cases by Municipality

Grey County

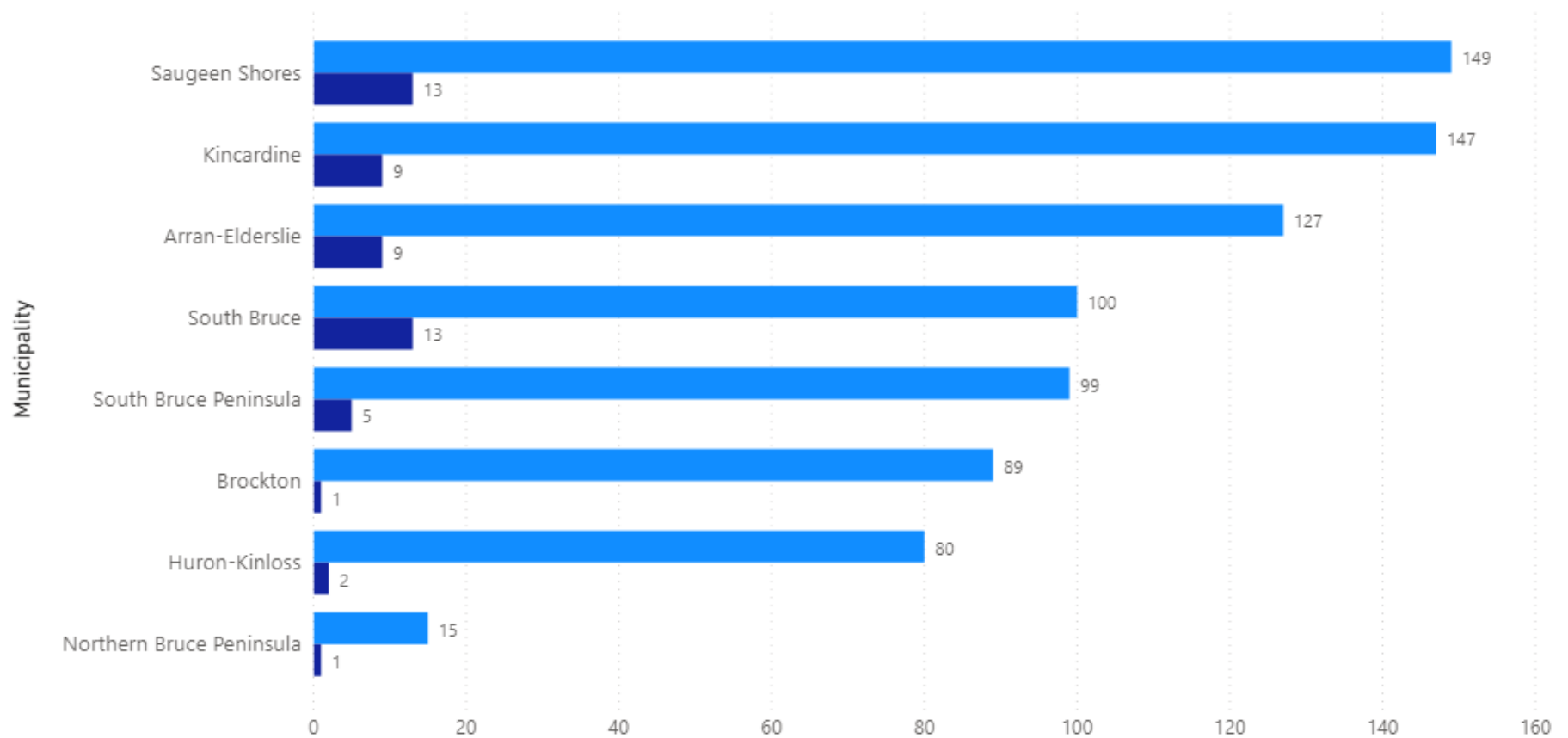
● Resolved Count ● Active Count



# Resolved and Active Cases by Municipality

Bruce County

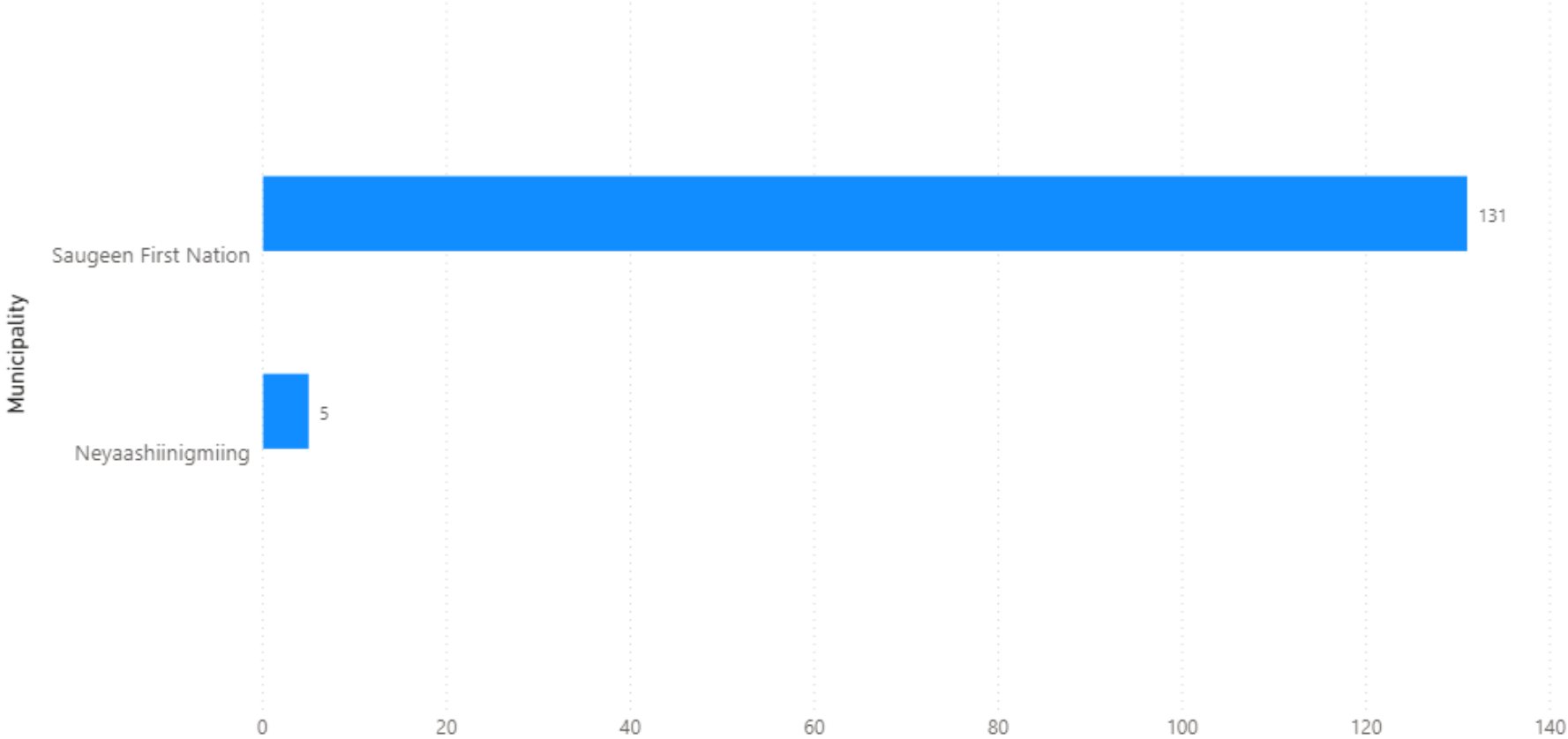
● Resolved Count ● Active Count



# Resolved and Active Cases by Municipality

First Nation Communities

● Resolved Count ● Active Count





# Situation Report #638 COVID-19

Grey Bruce Health Unit | Incident Management System

December 15, 2021

**Current Situation:**, [Public Health Measures](#), [COVID-19 Vaccines for Grey Bruce](#), [COVID-19 Vaccine for Ontario](#)

**Follow the 3 W's – Wash hands frequently, Watch distance (ideally 6ft), and Wear face covering correctly, and the 2 A's – Avoid Crowds and Arrange for outdoor activities instead of indoors whenever possible.**

**GET YOUR VACCINE – [SEE THE SCHEDULE](#)**

**STAY HOME IF SICK**

Case counts and vaccine data is taken from GBHU Epidemiological Reports as of 23:59 hrs, December 14, 2021:

All data is preliminary and subject to change. Future situation reports will be updated accordingly.

- 3 new cases reported in past 24 hours in Grey Bruce: 1 – Chatsworth, 1 – Georgian Bluffs, 1 – Owen Sound
- 2672 confirmed cases (including 0 confirmed cases of the Omicron Variant)
- 89 active cases
- **1000+ Active High Risk Contacts** – High Risk Contacts is reported as an estimates as the number is evolving by the hour “About 10% of these high risk contacts will likely convert to become cases over the coming few days. We thank these individuals for completing their isolation to protect the community. We also ask Grey Bruce residents who have symptoms to stay home”. Dr. Arra
- 2556 resolved cases
- 5 confirmed local active cases hospitalized in Grey Bruce due to COVID-19
  - 0 confirmed case from Grey Bruce is hospitalized outside of Grey Bruce due to COVID-19
- 16 deaths in Grey Bruce
  - +1 death related to a Grey Bruce resident that acquired the infection and was treated outside of Grey Bruce
  - +7 deaths related to Grey Bruce residents that acquired the infection in Grey Bruce however passed away outside of Grey Bruce
  - Local and Provincial data may not align as cases with unconfirmed cause of death are not included above but are included in the Provincial data.
- 125 cases reported in health care workers; reports health care workers living in Grey Bruce and working both in and outside Grey Bruce

## Active Outbreaks:

- 0 Facility(ies) in COVID-19 outbreak. Reported in [Hospitals](#)
- 0 Facility(ies) in COVID-19 outbreak. Reported in [Long-Term Care/Retirement Homes](#)
- 4 Facility(ies) in COVID-19 outbreak. Reported in [Schools](#)
  - Timothy Christian School - 0 active cohorts at this time – Outbreak remains in place
  - St. Dominique Savio – 2 – Cohorts – 1 bus route
  - St. Mary's High School – 14 Cohorts – 1 Bus Route
  - Mildmay-Carrick Public School – 1 cohort

- 2 Facility(ies) in COVID-19 outbreak. Reported in [Childcare Centres](#)
  - Timothy Christian School – Before and After School Program – 0 active cohorts at this time – Outbreak remains in place
  - Happy Hearts Daycare – 0 Active Cohorts at this time – Outbreak remains in place

### Dismissed Cohort(s) – based on 1 case (probable or confirmed) - (more than 1 confirmed case triggers outbreak – see above)

- [1 Childcare Facility\(ies\) reporting dismissed cohort\(s\)](#)
  - Jardin des Découvertes – 1 cohort
- [3 School\(s\) reporting dismissed cohorts\(s\)](#) – not outbreak status
  - Owen Sound District Secondary School – 2 Cohorts, 1 – Bus Route
  - John Diefenbaker Senior School – 1 Cohort
  - Saugeen District Senior School – 3 Cohorts – 1 Bus

### Vaccine – for detailed information please visit [Website and Dashboard](#)

- 263,950 Total Doses of COVID-19 vaccine administered in Grey and Bruce
- 6,900 Doses given within the past week

### Future Vaccination Planning: [Vaccine Schedule](#)

- For week of December 12, first and second dose may walk-in at all clinics. **Those 5-11 and Third dose requires an appointment at all clinics.** See Vaccine Clinics – details at [Vaccine Schedule](#) (Make sure to scroll to the proper page of the schedule)
- [COVID-19 Vaccines \(publichealthgreybruce.on.ca\)](#)
- [Getting Your COVID-19 Vaccine \(publichealthgreybruce.on.ca\)](#)
- [Youth and COVID-19 Vaccines \(publichealthgreybruce.on.ca\)](#)

### Actions Taken In the Past 24 Hours:

- Media Release – [COVID-19 Outbreak at Holland Chatsworth Central School, Holland Centre - Declared Over](#)
- GBHU COVID-19 Team continue with case and contact management, reporting, and responding to COVID-19 related calls. Contact tracing exceeds provincial targets with 100% of all cases contacted within 24 hours
- GBHU Team continue to ensure essential public health activities not related to COVID-19

Provincial COVID-19 Data - <https://covid-19.ontario.ca/data>

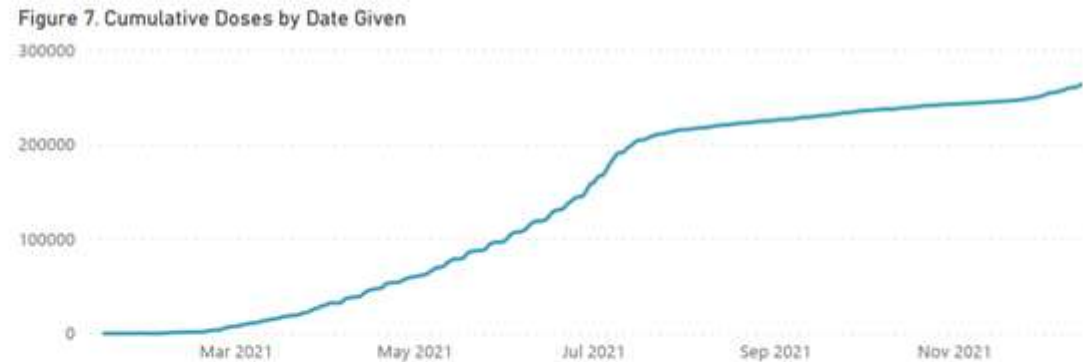
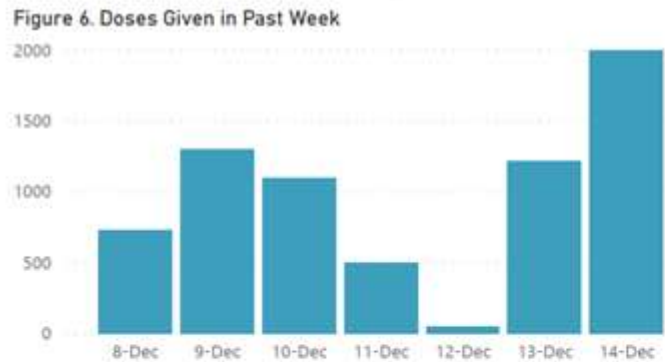
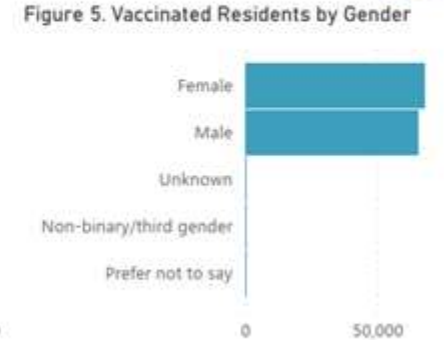
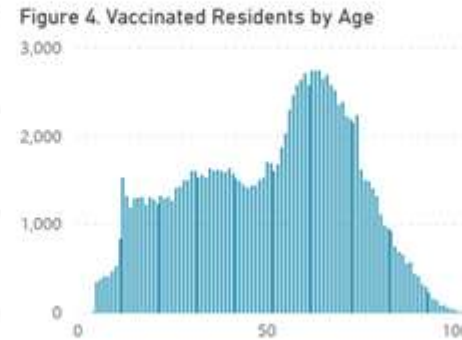
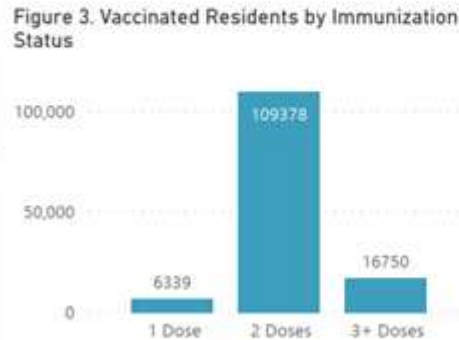
- [Provincial Testing Data](#)
- [Provincial Hospitalization Data](#)
- [Provincial Likely Source of Infection Data](#)
- [Raw Data to Download - Provincial](#)

### Media Relations

Media inquiries should be directed to [Communications@publichealthgreybruce.on.ca](mailto:Communications@publichealthgreybruce.on.ca) 519-376-9420 or 1-800-263-3456 ext. 3940



# GREY BRUCE COVID-19 VACCINATION OVERVIEW



Data notes: Figures 1, 2, 6, and 7 represent COVID-19 vaccines administered in the Grey Bruce Health Region, both by the Grey Bruce Health Unit and participating partner organizations. These figures include all doses administered in Grey Bruce, regardless of whether they were given to Grey Bruce residents. These include first, second and any subsequent doses, and do not represent a unique count of individuals. Figures 3, 4, and 5 represent residents of Grey Bruce, who have received one or more doses of a COVID-19 vaccine, regardless of where the vaccine was received

Data source: data extracted from COVax-ON via IntelliHEALTH.

Data last refreshed December 15, 2021. Data are refreshed daily on weekdays and are current up to 11:59 PM on the previous day.



# GREY BRUCE COVID-19 VACCINATION COVERAGE

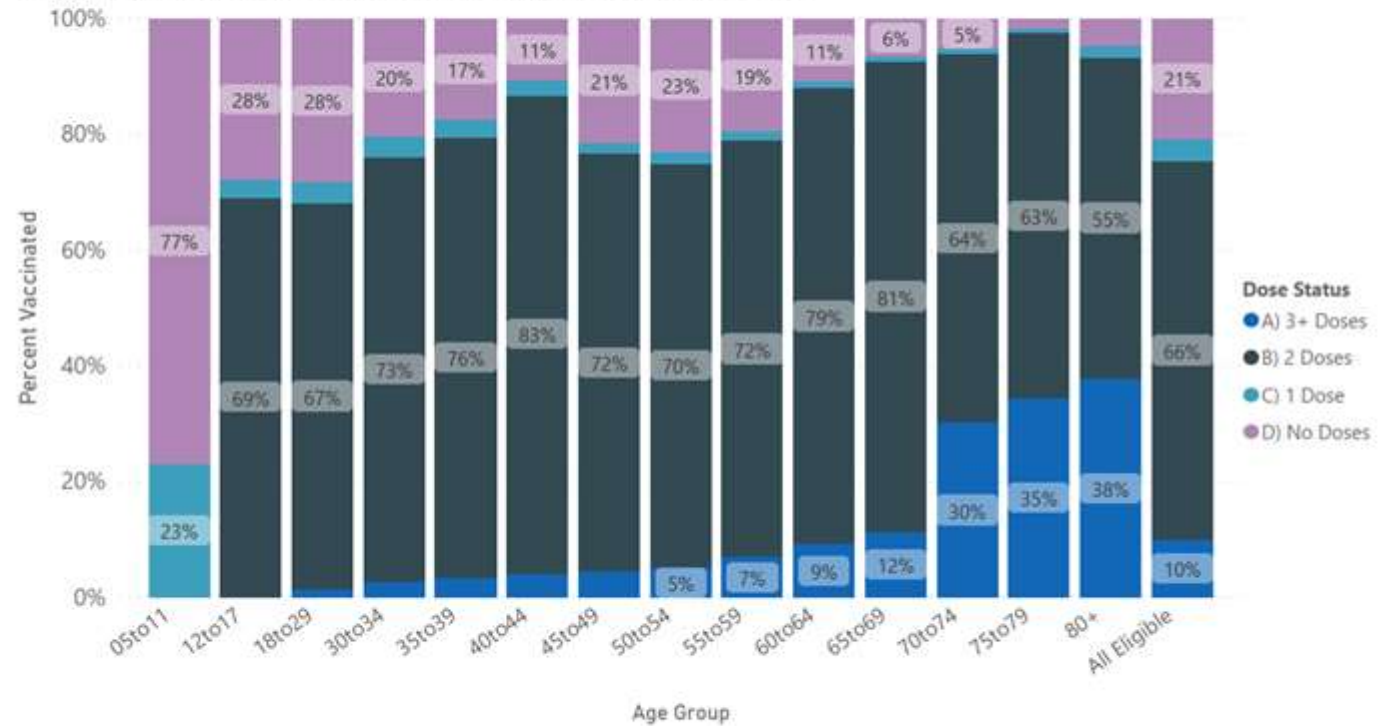
**% Eligible Population (5+) with At Least 1 Dose**  
**79.3%**

**% Eligible Population (5+) with At Least 2 Doses**  
**75.5%**

**% Total Population with At Least 1 Dose**  
**75.3%**

**% Total Population with At Least 2 Doses**  
**71.6%**

Vaccine Coverage by Age Group and Number of Doses Received

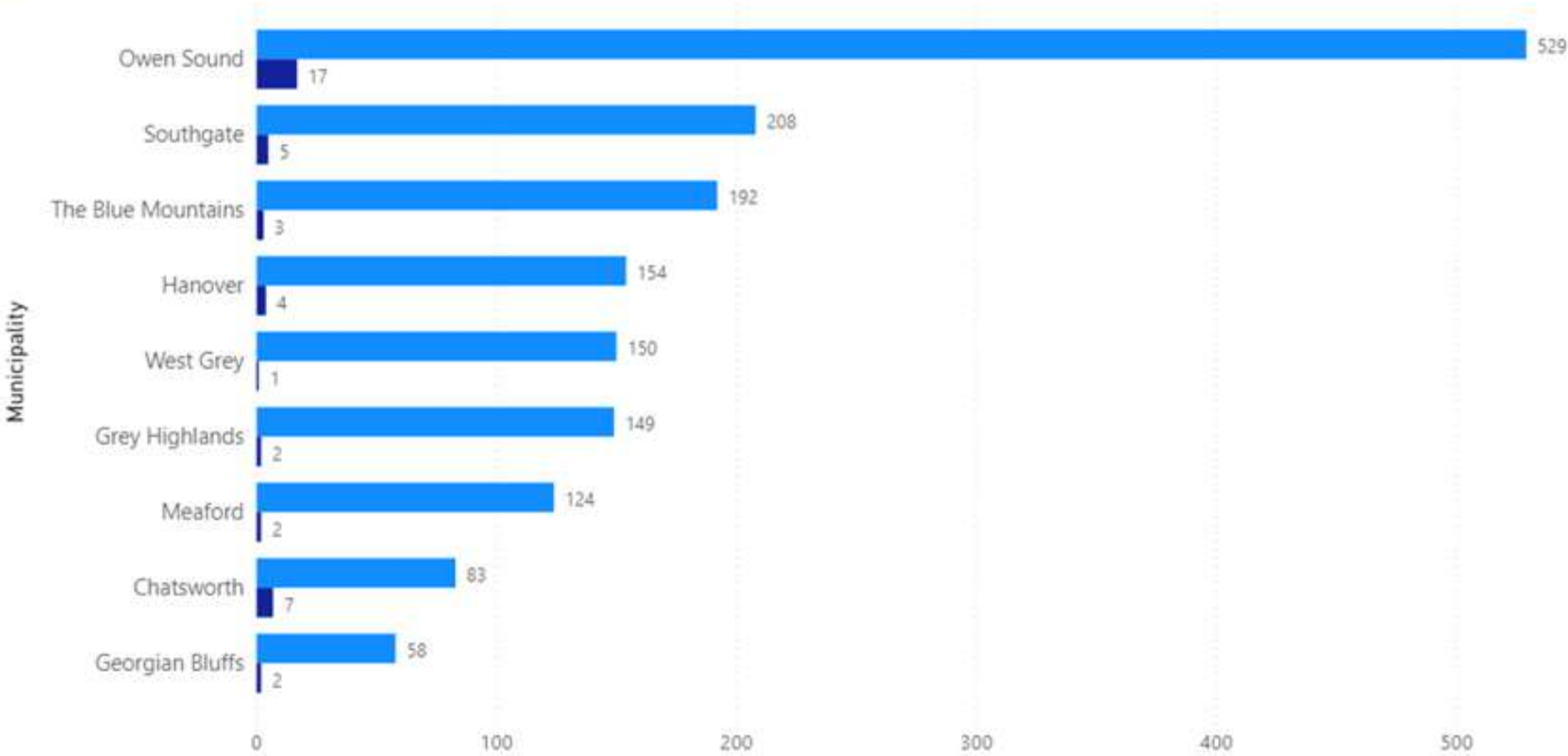


Data notes: Population coverage estimates represent residents of Grey Bruce who have received one or more doses of a COVID-19 vaccine, regardless of where the vaccine was received.  
 Data source: Number of vaccinated clients extracted from COVax-ON via IntelliHEALTH. Population estimates: Statistics Canada for 2020, Ontario Ministry of Finance Population Projections by Census Division.  
 Note that labels in the figure 'Vaccine Coverage by Age Group and Number of Doses Received' may not be visible if the percentage is small.  
 Data last refreshed December 15, 2021. Data are refreshed daily on weekdays and are current up to 11:59 PM on the previous day.

# Resolved and Active Cases by Municipality

Grey County

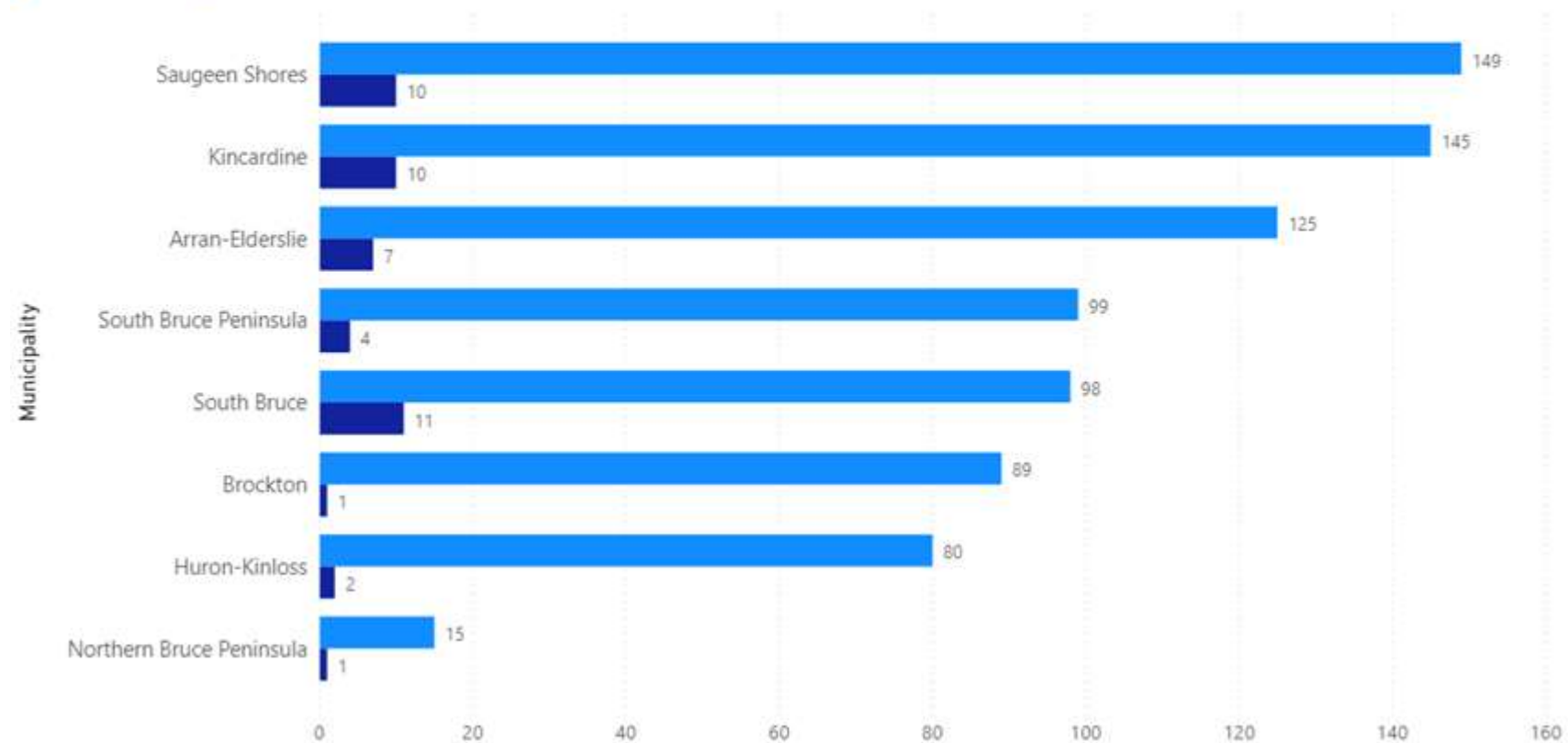
Resolved Count Active Count



# Resolved and Active Cases by Municipality

Bruce County

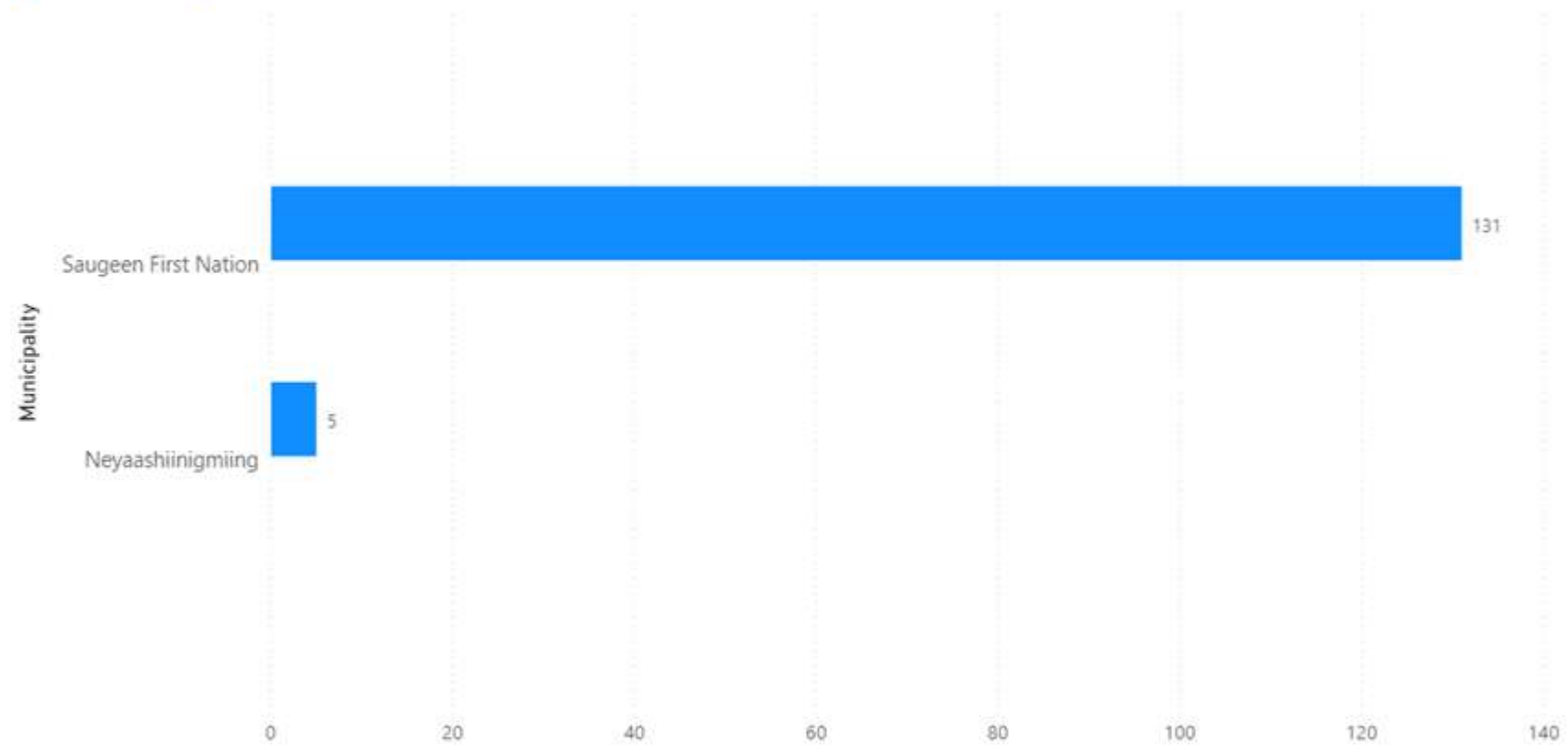
● Resolved Count ● Active Count



# Resolved and Active Cases by Municipality

First Nation Communities

● Resolved Count ● Active Count





# Situation Report #637 COVID-19

Grey Bruce Health Unit | Incident Management System

December 14, 2021

**Current Situation:**, [Public Health Measures](#), [COVID-19 Vaccines for Grey Bruce](#), [COVID-19 Vaccine for Ontario](#)

**Follow the 3 W's – Wash hands frequently, Watch distance (ideally 6ft), and Wear face covering correctly, and the 2 A's – Avoid Crowds and Arrange for outdoor activities instead of indoors whenever possible.**

**GET YOUR VACCINE – [SEE THE SCHEDULE](#)**

**STAY HOME IF SICK**

**Case counts and vaccine data is taken from GBHU Epidemiological Reports as of 23:59 hrs, December 13, 2021:**

**All data is preliminary and subject to change. Future situation reports will be updated accordingly.**

- 13 new cases reported in past 24 hours in Grey Bruce: 3 – Owen Sound, 2 – Arran-Elderslie, 2 – Huron-Kinloss, 2 – Saugeen Shores, 2 – South Bruce Peninsula, 1 – Chatsworth, 1 – Grey Highlands
- 2669 confirmed cases (including 0 confirmed cases of the Omicron Variant)
- 93 active cases
- **900+ Active High Risk Contacts** – High Risk Contacts is reported as an estimates as the number is evolving by the hour
- 2549 resolved cases
- 3 confirmed local active cases hospitalized in Grey Bruce due to COVID-19
  - 0 confirmed case from Grey Bruce is hospitalized outside of Grey Bruce due to COVID-19
- **16 deaths in Grey Bruce**
  - +1 death related to a Grey Bruce resident that acquired the infection and was treated outside of Grey Bruce
  - +7 deaths related to Grey Bruce residents that acquired the infection in Grey Bruce however passed away outside of Grey Bruce
  - Local and Provincial data may not align as cases with unconfirmed cause of death are not included above but are included in the Provincial data.
- 124 cases reported in health care workers; reports health care workers living in Grey Bruce and working both in and outside Grey Bruce

## Active Outbreaks:

- 0 Facility(ies) in COVID-19 outbreak. Reported in [Hospitals](#)
- 0 Facility(ies) in COVID-19 outbreak. Reported in [Long-Term Care/Retirement Homes](#)
- 4 Facility(ies) in COVID-19 outbreak. Reported in [Schools](#)
  - **Holland Chatsworth Central School Outbreak is OVER**
  - Timothy Christian School – 1 – Cohorts
  - St. Dominique Savio – 2 – Cohorts – 1 bus route
  - St. Mary's High School – 16 Cohorts – 3 Bus Route
  - Mildmay-Carrick Public School – 1 cohort

- 2 Facility(ies) in COVID-19 outbreak. Reported in [Childcare Centres](#)
  - Timothy Christian School – 1 – Cohort – Before and After School Program
  - Happy Hearts Daycare – 1 Cohort

### Dismissed Cohort(s) – based on 1 case (probable or confirmed) - (more than 1 confirmed case triggers outbreak – see above)

- [1 Childcare Facility\(ies\) reporting dismissed cohort\(s\)](#)
  - Jardin des Découvertes – 1 cohort
- [3 School\(s\) reporting dismissed cohorts\(s\)](#) – not outbreak status
  - Owen Sound District Secondary School – 2 Cohorts, 2 – Bus Routes
  - John Diefenbaker Senior School – 1 Cohort
  - ~~Notre Dame Catholic School – 1 – Cohort~~ – Cohort was not officially dismissed – and is not currently dismissed
  - Saugeen District Senior School – 3 Cohorts

### Vaccine – for detailed information please visit [Website and Dashboard](#)

- 261,820 Total Doses of COVID-19 vaccine administered in Grey and Bruce
- 5,524 Doses given within the past week

### Future Vaccination Planning: [Vaccine Schedule](#)

- For week of December 12, first and second dose may walk-in at all clinics. **Those 5-11 and Third dose requires an appointment at all clinics.** See Vaccine Clinics – details at [Vaccine Schedule](#) (Make sure to scroll to the proper page of the schedule)
- [COVID-19 Vaccines \(publichealthgreybruce.on.ca\)](#)
- [Getting Your COVID-19 Vaccine \(publichealthgreybruce.on.ca\)](#)
- [Youth and COVID-19 Vaccines \(publichealthgreybruce.on.ca\)](#)

### Actions Taken In the Past 24 Hours:

- Media Release – [Call to Employers - Work From Home if Possible](#)
- GBHU COVID-19 Team continue with case and contact management, reporting, and responding to COVID-19 related calls. Contact tracing exceeds provincial targets with 100% of all cases contacted within 24 hours
- GBHU Team continue to ensure essential public health activities not related to COVID-19

Provincial COVID-19 Data - <https://covid-19.ontario.ca/data>

- [Provincial Testing Data](#)
- [Provincial Hospitalization Data](#)
- [Provincial Likely Source of Infection Data](#)
- [Raw Data to Download - Provincial](#)

### Media Relations

Media inquiries should be directed to [Communications@publichealthgreybruce.on.ca](mailto:Communications@publichealthgreybruce.on.ca) 519-376-9420 or 1-800-263-3456 ext. 3940



# GREY BRUCE COVID-19 VACCINATION OVERVIEW

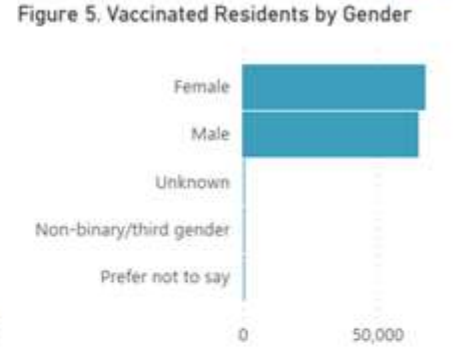
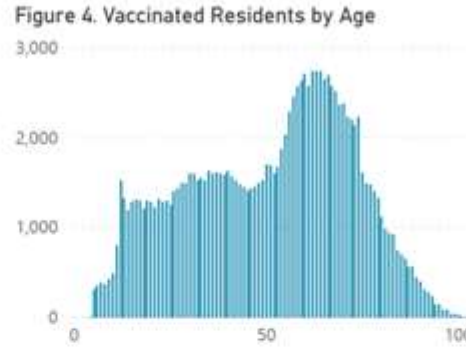
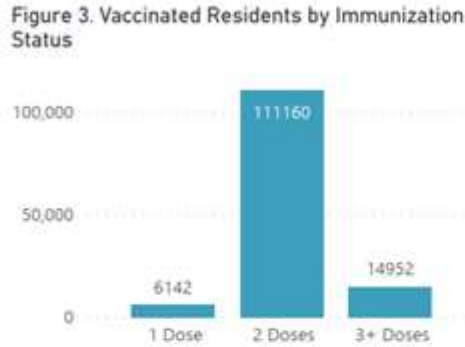


Figure 6. Doses Given in Past Week

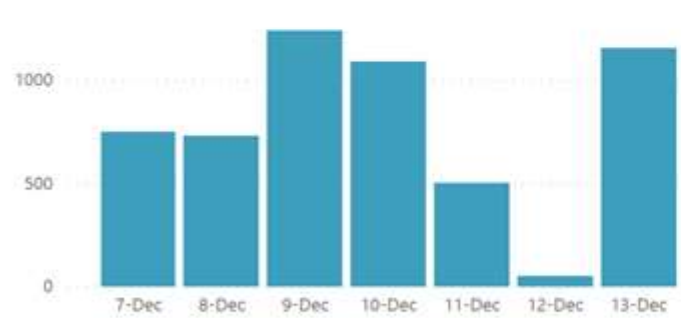
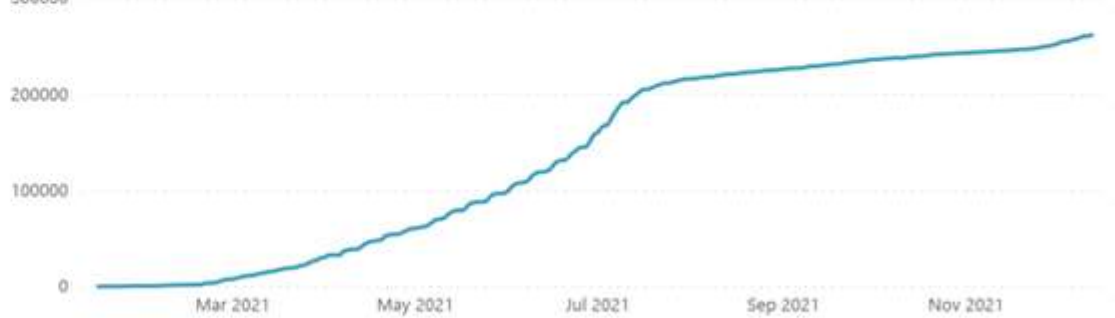


Figure 7. Cumulative Doses by Date Given



Data notes: Figures 1, 2, 6, and 7 represent COVID-19 vaccines administered in the Grey Bruce Health Region, both by the Grey Bruce Health Unit and participating partner organizations. These figures include all doses administered in Grey Bruce, regardless of whether they were given to Grey Bruce residents. These include first, second and any subsequent doses, and do not represent a unique count of individuals. Figures 3, 4, and 5 represent residents of Grey Bruce, who have received one or more doses of a COVID-19 vaccine, regardless of where the vaccine was received. Data source: data extracted from COVax-ON via IntelliHEALTH.

Data last refreshed December 14, 2021. Data are refreshed daily on weekdays and are current up to 11:59 PM on the previous day.



# GREY BRUCE COVID-19 VACCINATION COVERAGE



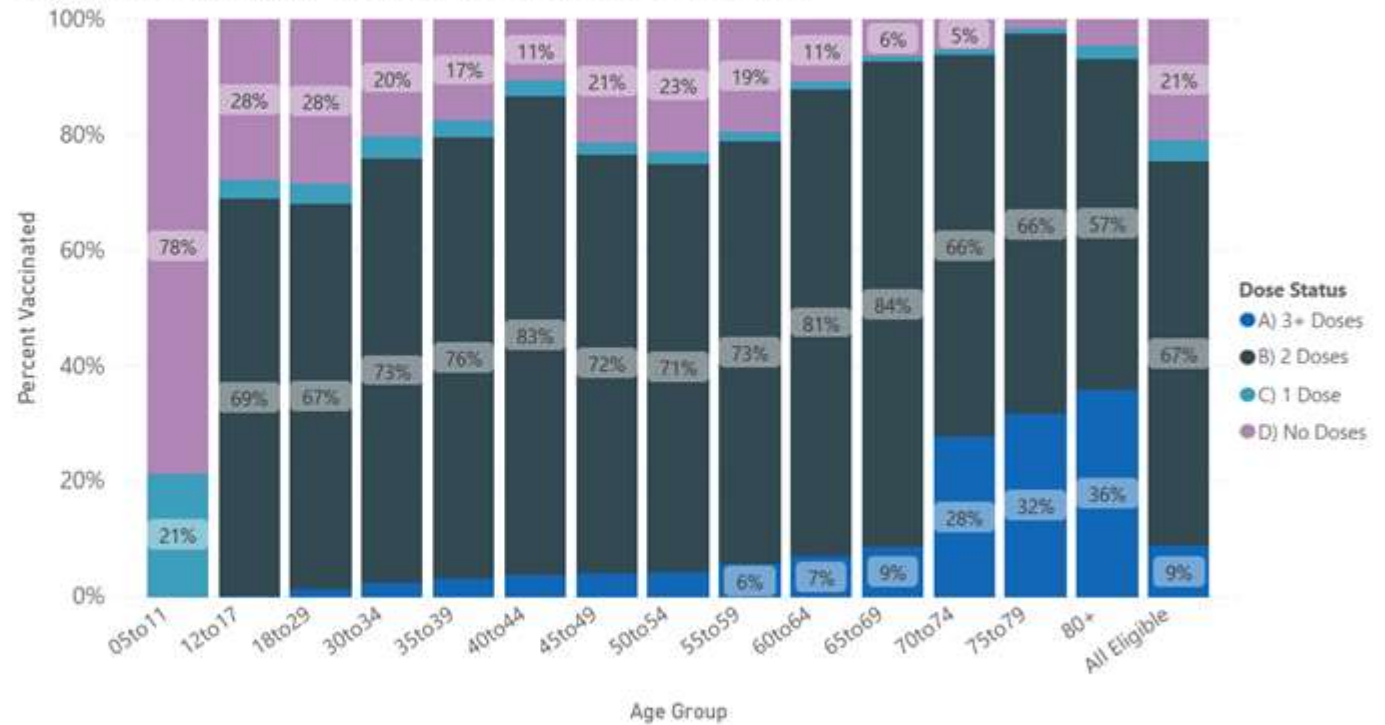
**% Eligible Population (5+) with At Least 1 Dose**  
**79.2%**

**% Eligible Population (5+) with At Least 2 Doses**  
**75.5%**

**% Total Population with At Least 1 Dose**  
**75.1%**

**% Total Population with At Least 2 Doses**  
**71.6%**

Vaccine Coverage by Age Group and Number of Doses Received



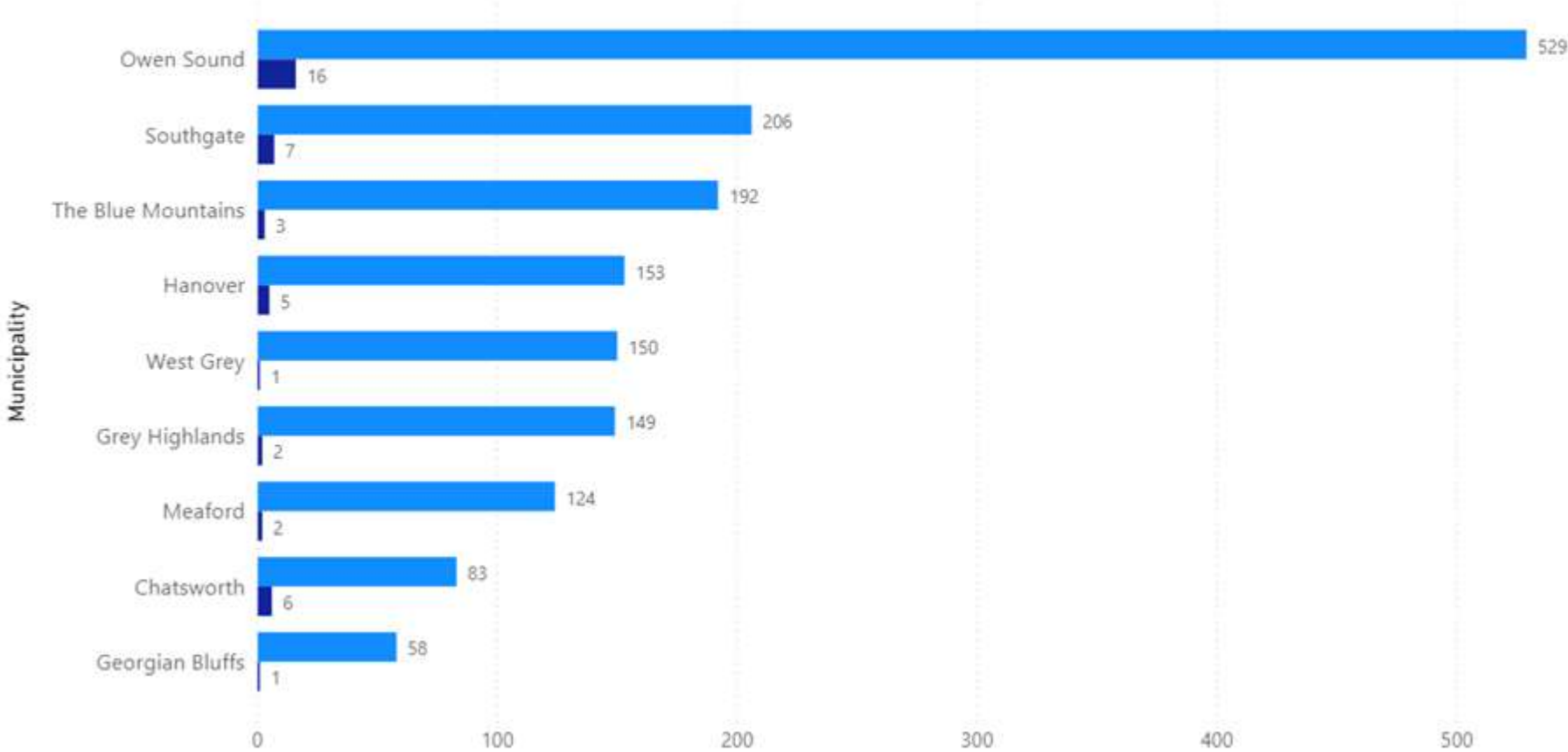
Data notes: Population coverage estimates represent residents of Grey Bruce who have received one or more doses of a COVID-19 vaccine, regardless of where the vaccine was received.  
 Data source: Number of vaccinated clients extracted from COVax-ON via IntelliHEALTH. Population estimates: Statistics Canada for 2020, Ontario Ministry of Finance Population Projections by Census Division.  
 Note that labels in the figure 'Vaccine Coverage by Age Group and Number of Doses Received' may not be visible if the percentage is small.  
 Data last refreshed December 14, 2021. Data are refreshed daily on weekdays and are current up to 11:59 PM on the previous day.



# Resolved and Active Cases by Municipality

Grey County

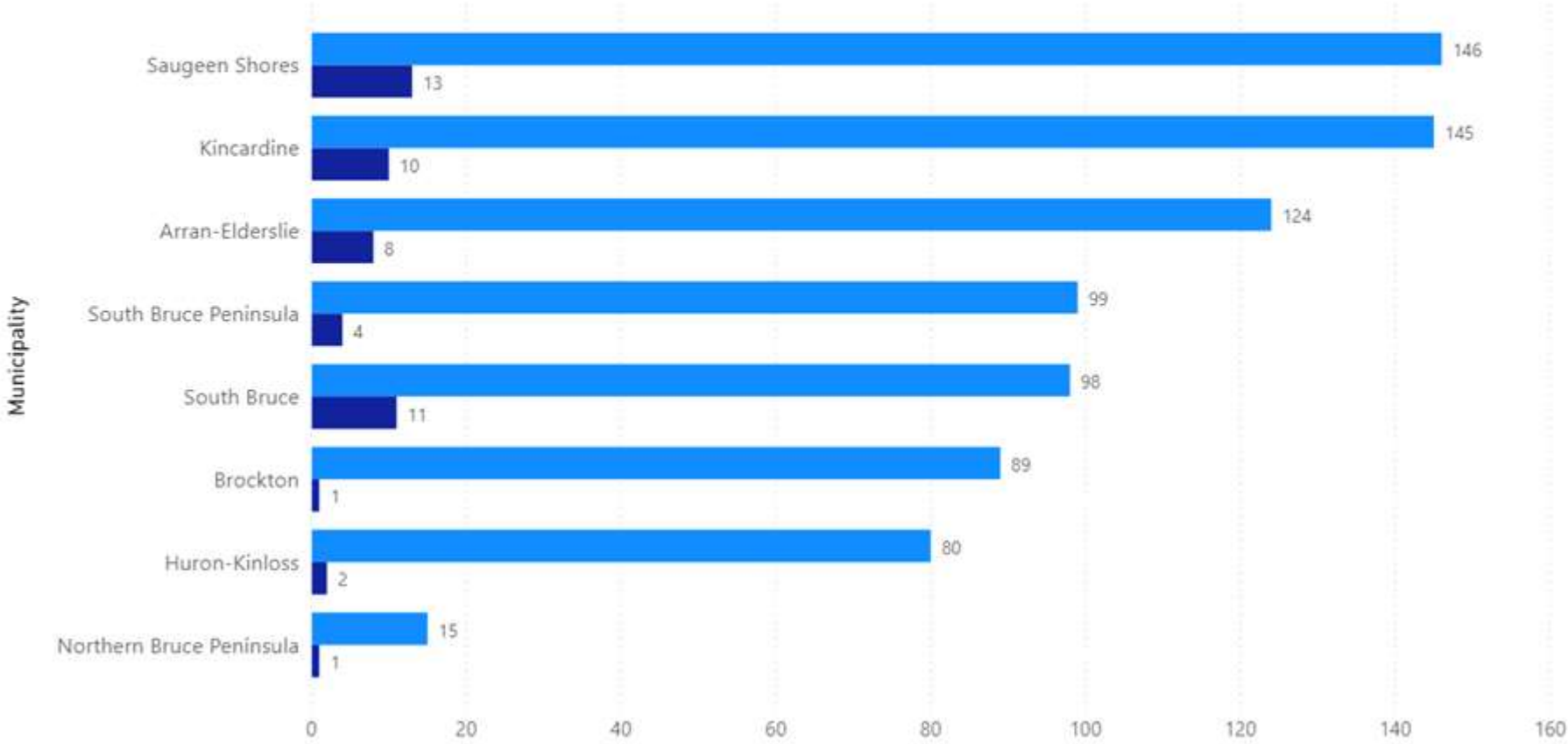
● Resolved Count ● Active Count



# Resolved and Active Cases by Municipality

Bruce County

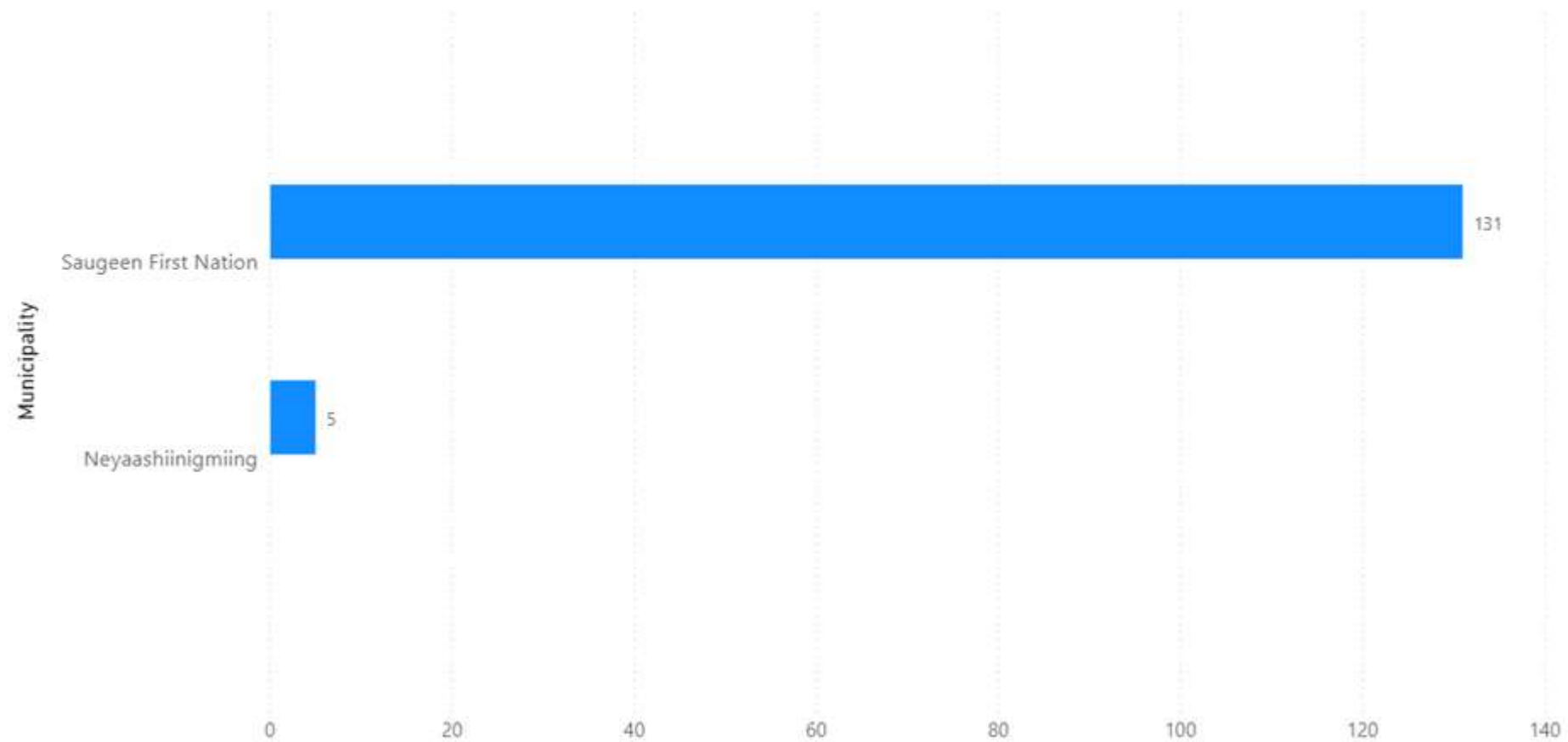
Resolved Count Active Count



# Resolved and Active Cases by Municipality

First Nation Communities

● Resolved Count ● Active Count





# Situation Report #636 COVID-19

Grey Bruce Health Unit | Incident Management System

December 13, 2021

**Current Situation:**, [Public Health Measures](#), [COVID-19 Vaccines for Grey Bruce](#), [COVID-19 Vaccine for Ontario](#)

**Follow the 3 W's – Wash hands frequently, Watch distance (ideally 6ft), and Wear face covering correctly, and the 2 A's – Avoid Crowds and Arrange for outdoor activities instead of indoors whenever possible.**

**GET YOUR VACCINE – [SEE THE SCHEDULE](#)**

**STAY HOME IF SICK**

Case counts and vaccine data is taken from GBHU Epidemiological Reports as of 23:59 hrs, December 12, 2021:

All data is preliminary and subject to change. Future situation reports will be updated accordingly.

- 20 new cases reported in past 24 hours in Grey Bruce: 6 – Owen Sound, 4 – Saugeen Shores, 3 – Chatsworth, 1 – Arran-Elderslie, 1 – Brockton, 1 – Georgian Bluffs, 1 – Hanover, 1 – Northern Bruce Peninsula, 1 – South Bruce, 1 – West Grey
- 2655 confirmed cases (including 0 confirmed cases of the Omicron Variant)
- 89 active cases
- **900+ Active High Risk Contacts** – High Risk Contacts is reported as an estimates as the number is evolving by the hour
- 2539 resolved cases
- 3 confirmed local active cases hospitalized in Grey Bruce due to COVID-19
  - 0 confirmed case from Grey Bruce is hospitalized outside of Grey Bruce due to COVID-19
- **16 deaths in Grey Bruce**
  - +1 death related to a Grey Bruce resident that acquired the infection and was treated outside of Grey Bruce
  - +7 deaths related to Grey Bruce residents that acquired the infection in Grey Bruce however passed away outside of Grey Bruce
  - Local and Provincial data may not align as cases with unconfirmed cause of death are not included above but are included in the Provincial data.
- 124 cases reported in health care workers; reports health care workers living in Grey Bruce and working both in and outside Grey Bruce

## Active Outbreaks:

- 0 Facility(ies) in COVID-19 outbreak. Reported in [Hospitals](#)
- 0 Facility(ies) in COVID-19 outbreak. Reported in [Long-Term Care/Retirement Homes](#)
- 5 Facility(ies) in COVID-19 outbreak. Reported in [Schools](#)
  - **Holland Chatsworth Central School (0 Dismissed Cohorts – Last Day of Outbreak)**
    - Timothy Christian School – 1 – Cohort
    - St. Dominique Savio – 2 – Cohorts – 1 bus route
    - St. Mary's High School – 12 Cohorts – 3 Bus Route
    - Mildmay-Carrick Public School – 2 cohort

- 1 Facility(ies) in COVID-19 outbreak. Reported in [Childcare Centres](#)
  - Timothy Christian School – 1 – Cohort – Before and After School Program

### Dismissed Cohort(s) – based on 1 case (probable or confirmed) - (more than 1 confirmed case triggers outbreak – see above)

- [1 Childcare Facility\(ies\) reporting dismissed cohort\(s\)](#)
  - Jardin des Découvertes – 1 cohort
- [4 School\(s\) reporting dismissed cohorts\(s\)](#) – not outbreak status
  - Owen Sound District Secondary School – 2 cohorts, 1 - Bus
  - John Diefenbaker Senior School – 1 Cohort
  - Notre Dame Catholic School – 1 – Cohort
  - Saugeen District Senior School – 2 Cohorts

### Vaccine – for detailed information please visit [Website and Dashboard](#)

- 260,527 Total Doses of COVID-19 vaccine administered in Grey and Bruce
- 5,137 Doses given within the past week

### Future Vaccination Planning: [Vaccine Schedule](#)

- For week of December 12, first and second dose may walk-in at all clinics. **Those 5-11 and Third dose requires an appointment at all clinics.** See Vaccine Clinics – details at [Vaccine Schedule](#) (Make sure to scroll to the proper page of the schedule)
- [COVID-19 Vaccines \(publichealthgreybruce.on.ca\)](#)
- [Getting Your COVID-19 Vaccine \(publichealthgreybruce.on.ca\)](#)
- [Youth and COVID-19 Vaccines \(publichealthgreybruce.on.ca\)](#)

### Actions Taken In the Past 24 Hours:

- Media Release – [Grey Bruce Increase in COVID-19 Cases - Trends and Precautions](#)
- Media Release – [GBHU Vaccine Clinics December 13 - December 19](#)
- GBHU COVID-19 Team continue with case and contact management, reporting, and responding to COVID-19 related calls. Contact tracing exceeds provincial targets with 100% of all cases contacted within 24 hours
- GBHU Team continue to ensure essential public health activities not related to COVID-19

### Provincial COVID-19 Data - <https://covid-19.ontario.ca/data>

- [Provincial Testing Data](#)
- [Provincial Hospitalization Data](#)
- [Provincial Likely Source of Infection Data](#)
- [Raw Data to Download - Provincial](#)

### Media Relations

Media inquiries should be directed to [Communications@publichealthgreybruce.on.ca](mailto:Communications@publichealthgreybruce.on.ca) 519-376-9420 or 1-800-263-3456 ext. 3940



# GREY BRUCE COVID-19 VACCINATION OVERVIEW

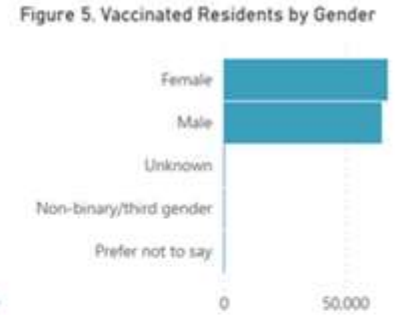
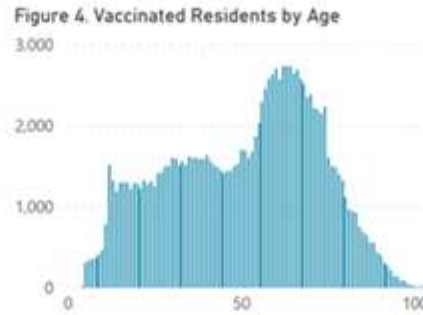
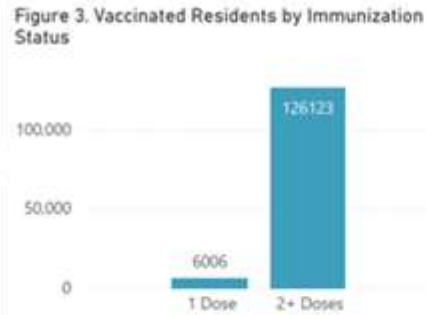


Figure 6. Doses Given in Past Week

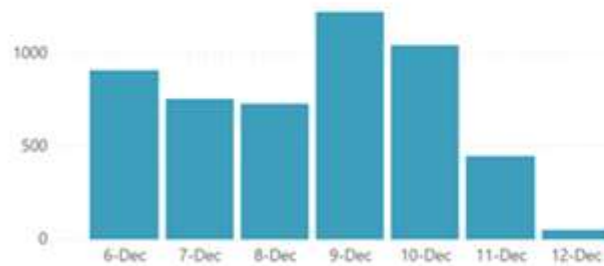
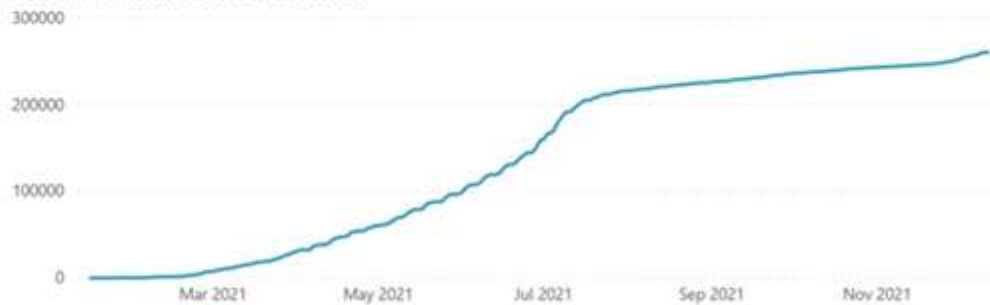


Figure 7. Cumulative Doses by Date Given



Data notes: Figures 1, 2, 6, and 7 represent COVID-19 vaccines administered in the Grey Bruce Health Region, both by the Grey Bruce Health Unit and participating partner organizations. These figures include all doses administered in Grey Bruce, regardless of whether they were given to Grey Bruce residents. These include first, second and any subsequent doses, and do not represent a unique count of individuals. Figures 3, 4, and 5 represent residents of Grey Bruce, who have received one or more doses of a COVID-19 vaccine, regardless of where the vaccine was received. Data source: data extracted from COVax-ON via IntelliHEALTH.

Data last refreshed December 13, 2021. Data are refreshed daily on weekdays and are current up to 11:59 PM on the previous day.

# GREY BRUCE COVID-19 VACCINATION COVERAGE



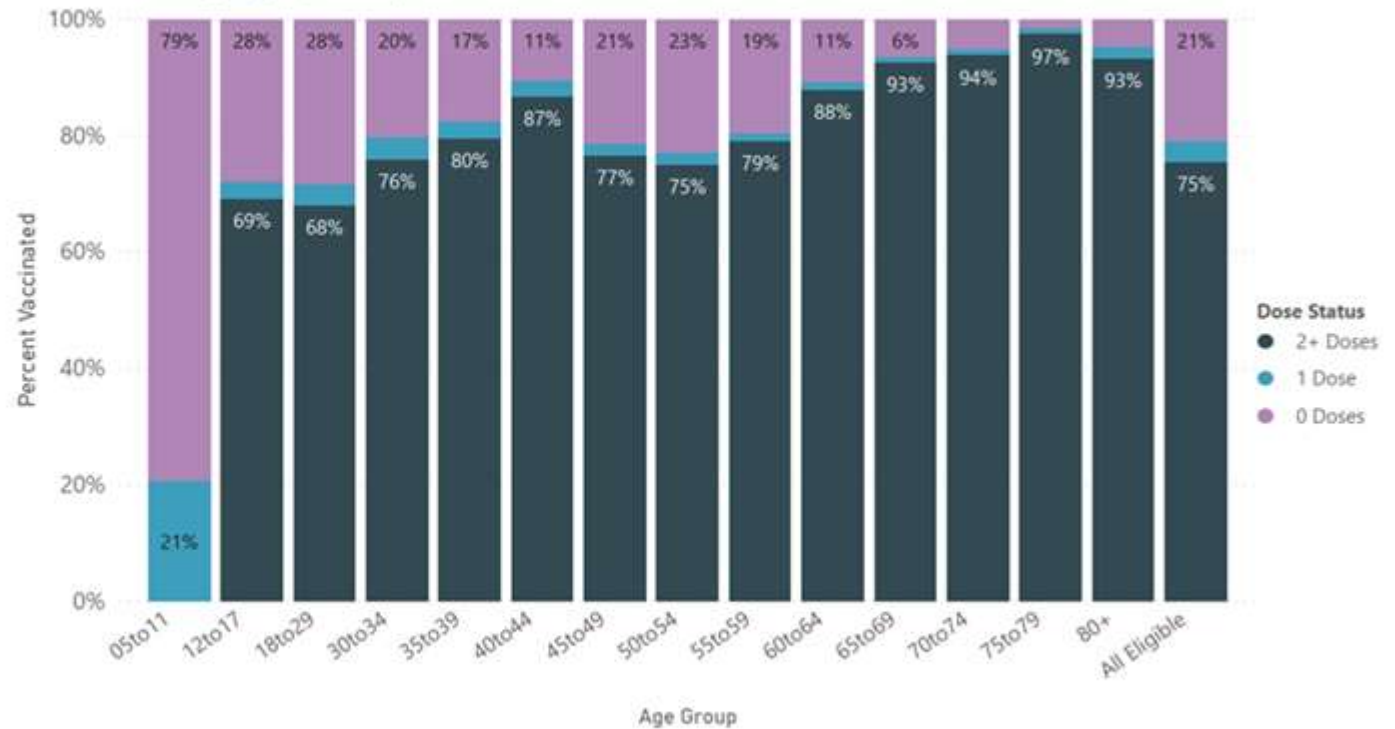
**% Eligible Population (5+) with At Least 1 Dose**  
**79.1%**

**% Eligible Population (5+) with At Least 2 Doses**  
**75.5%**

**% Total Population with At Least 1 Dose**  
**75.0%**

**% Total Population with At Least 2 Doses**  
**71.6%**

Vaccine Coverage by Age Group and Number of Doses Received

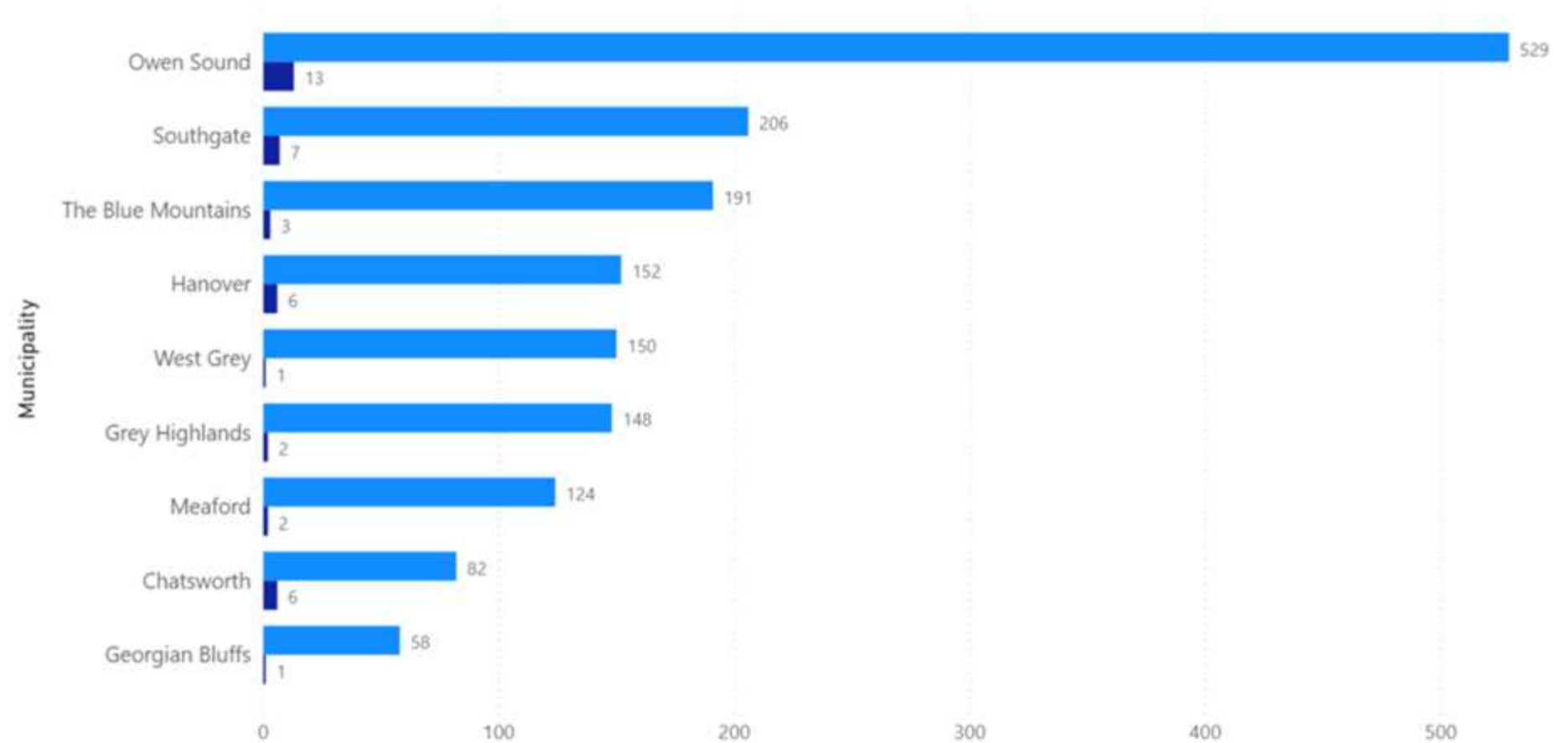


Data notes: Population coverage estimates represent residents of Grey Bruce who have received one or more doses of a COVID-19 vaccine, regardless of where the vaccine was received.  
 Data source: Number of vaccinated clients extracted from COVax-ON via IntelliHEALTH. Population estimates: Statistics Canada for 2020, Ontario Ministry of Finance Population Projections by Census Division.  
 Note that labels in the figure "Vaccine Coverage by Age Group and Number of Doses Received" may not be visible if the percentage is small.  
 Data last refreshed December 13, 2021. Data are refreshed daily on weekdays and are current up to 11:59 PM on the previous day.

# Resolved and Active Cases by Municipality

Grey County

● Resolved Count ● Active Count

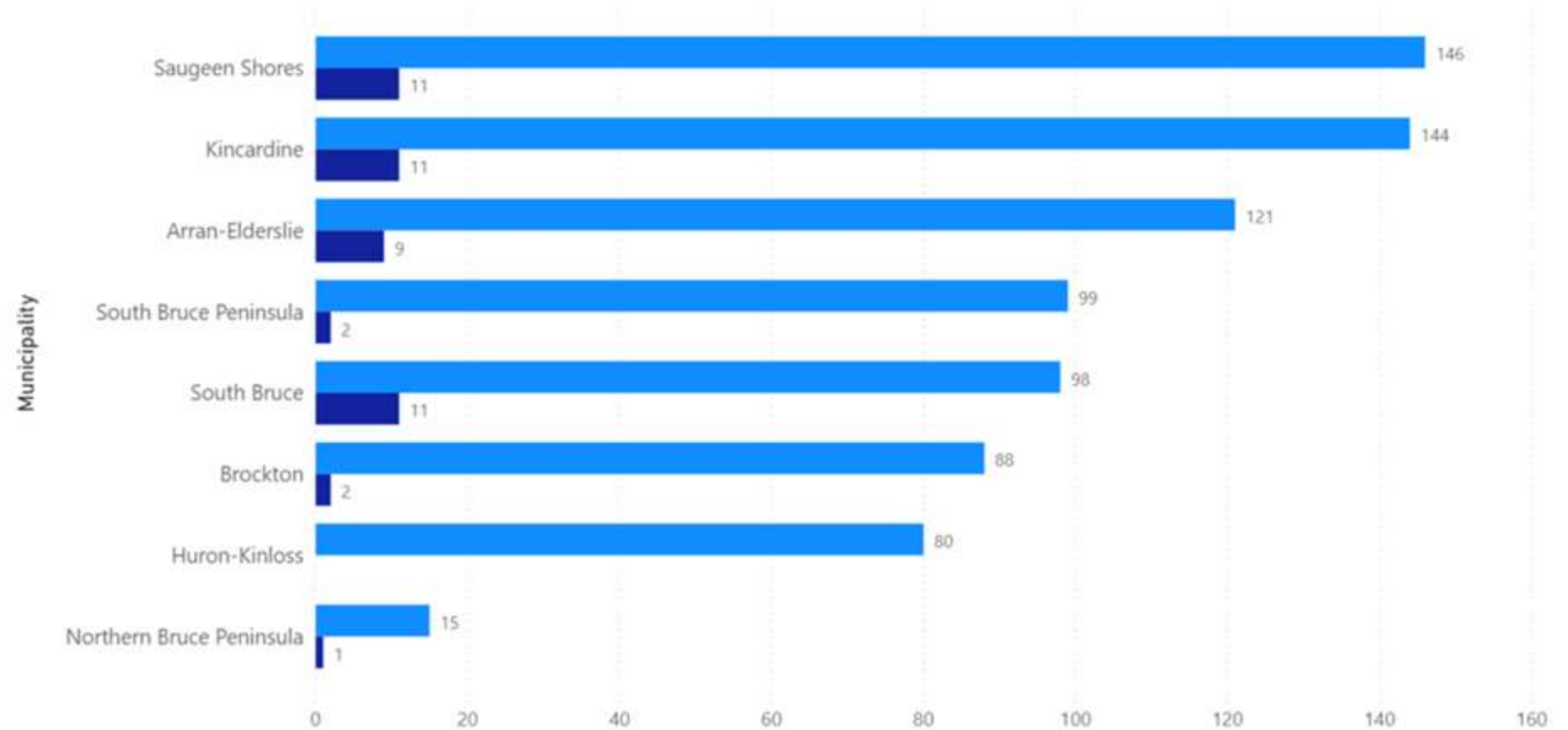




# Resolved and Active Cases by Municipality

Bruce County

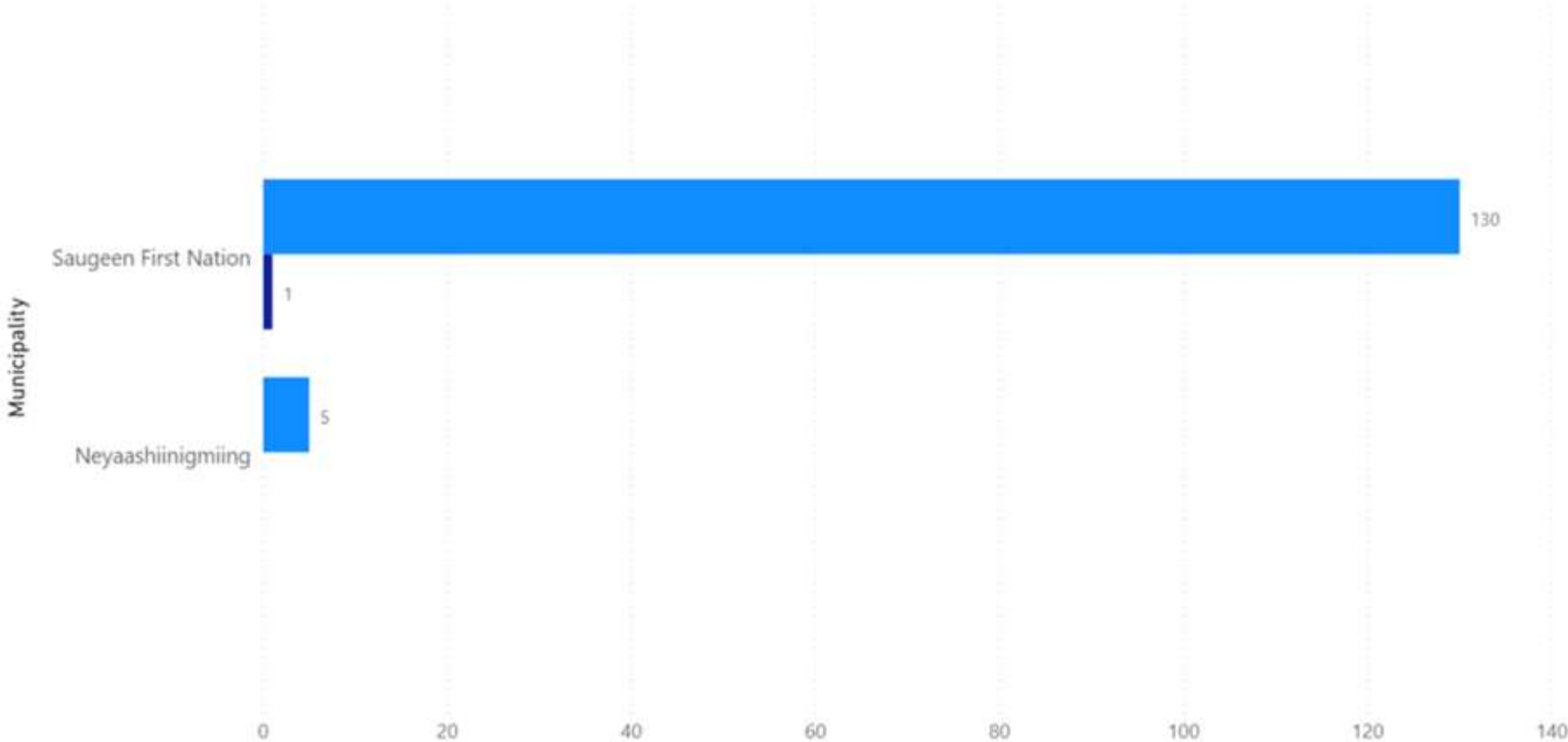
● Resolved Count ● Active Count



# Resolved and Active Cases by Municipality

First Nation Communities

● Resolved Count ● Active Count





# Situation Report #635 COVID-19

Grey Bruce Health Unit | Incident Management System

December 12, 2021

**Current Situation:** [A Plan to Safely Reopen Ontario](#), [Public Health Measures](#), [COVID-19 Vaccines for Grey Bruce](#), [COVID-19 Vaccine for Ontario](#)

**Follow the 3 W's – Wash hands frequently, Watch distance (ideally 6ft), and Wear face covering correctly, and the 2 A's – Avoid Crowds and Arrange for outdoor activities instead of indoors whenever possible.**

**GET YOUR VACCINE – [SEE THE SCHEDULE](#)**

**STAY HOME IF SICK**

Case counts and vaccine data is taken from GBHU Epidemiological Reports as of 23:59 hrs, December 11, 2021:

All data is preliminary and subject to change. Future situation reports will be updated accordingly.

- **16 new cases reported in past 24 hours in Grey Bruce:** 4 – Owen Sound, 4 – South Bruce, 3 – Saugeen Shores, 2 – Kincardine, 1 – Chatsworth, 1 – Hanover, 1 - Southgate
- 2639 confirmed cases (including 0 confirmed cases of the Omicron Variant) “Although most likely will become the dominant strain, at this point there are no confirmed Omicron cases in Grey Bruce. We have one case under investigation pending lab confirmation. We will update the public as soon as we receive the results”. Said Dr. Arra
- 76 active cases
- **700+ Active High Risk Contacts** – High Risk Contacts is reported as an estimates as the number is evolving by the hour
- 2536 resolved cases
- 3 confirmed local active cases hospitalized in Grey Bruce due to COVID-19
  - 0 confirmed case from Grey Bruce is hospitalized outside of Grey Bruce due to COVID-19
- 15 deaths in Grey Bruce
  - +1 death related to a Grey Bruce resident that acquired the infection and was treated outside of Grey Bruce
  - +7 deaths related to Grey Bruce residents that acquired the infection in Grey Bruce however passed away outside of Grey Bruce
  - Local and Provincial data may not align as cases with unconfirmed cause of death are not included above but are included in the Provincial data.
- 124 cases reported in health care workers; reports health care workers living in Grey Bruce and working both in and outside Grey Bruce

## Active Outbreaks:

- 0 Facility(ies) in COVID-19 outbreak. Reported in [Hospitals](#)
- 0 Facility(ies) in COVID-19 outbreak. Reported in [Long-Term Care/Retirement Homes](#)
- 4 Facility(ies) in COVID-19 outbreak. Reported in [Schools](#)
  - **Holland Chatsworth Central School (0 Dismissed Cohorts – Last Day of Outbreak set for Dec 13, 2021, pending confirmation)**

- 1 – Cohort – Timothy Christian School
- 1 – cohort and 1 bus route – St. Dominique Savio
- 11 Cohorts – 1 Bus Route – St. Mary’s High School
- 1 Facility(ies) in COVID-19 outbreak. Reported in [Childcare Centres](#)
  - 1 – Cohort – Before and After School – Timothy Christian School

**Dismissed Cohort(s) – based on 1 case (probable or confirmed) - (more than 1 confirmed case triggers outbreak – see above)**

- [1 Childcare Facility\(ies\) reporting dismissed cohort\(s\)](#)
  - Happy Hearts Day Care – 1 cohort
- [1 School\(s\) reporting dismissed cohorts\(s\)](#) – not outbreak status
  - Mildmay-Carrick Public School – 1 cohort

**Vaccine – for detailed information please visit [Website and Dashboard](#)**

- Vaccine Data to be updated on Monday December 13, 2021
- 258,940 Total Doses of COVID-19 vaccine administered in Grey and Bruce
- 5,847 Doses given within the past week

**Future Vaccination Planning: [Vaccine Schedule](#)**

- For week of December 12, first and second dose may walk-in at all clinics. **Those 5-11 and Third dose requires an appointment at all clinics.**  
See Vaccine Clinics – details at [Vaccine Schedule](#) (Make sure to scroll to the proper page of the schedule)
- [COVID-19 Vaccines \(publichealthgreybruce.on.ca\)](#)
- [Getting Your COVID-19 Vaccine \(publichealthgreybruce.on.ca\)](#)
- [Youth and COVID-19 Vaccines \(publichealthgreybruce.on.ca\)](#)

**Actions Taken In the Past 24 Hours:**

- Media Release – [COVID-19 Outbreak at St. Mary’s High School– Moves to Virtual Learning – Cohort Dismissal Related](#)
- GBHU COVID-19 Team continue with case and contact management, reporting, and responding to COVID-19 related calls. Contact tracing exceeds provincial targets with 100% of all cases contacted within 24 hours
- GBHU Team continue to ensure essential public health activities not related to COVID-19

Provincial COVID-19 Data - <https://covid-19.ontario.ca/data>

- [Provincial Testing Data](#)
- [Provincial Hospitalization Data](#)
- [Provincial Likely Source of Infection Data](#)
- [Raw Data to Download - Provincial](#)

**Media Relations**

Media inquiries should be directed to [Communications@publichealthgreybruce.on.ca](mailto:Communications@publichealthgreybruce.on.ca) 519-376-9420 or 1-800-263-3456 ext. 3940

**Vaccine Data Overview not available on holidays and weekends. Will be updated on Monday December 13, 2021**

**Resolved and Active Case by Municipality data not available on holidays and weekends. Will be updated Monday December 13, 2021**



## **Situation Report #634 COVID-19**

Grey Bruce Health Unit | Incident Management System

December 11, 2021

---

**Current Situation: [A Plan to Safely Reopen Ontario](#), [Public Health Measures](#), [COVID-19 Vaccines for Grey Bruce](#), [COVID-19 Vaccine for Ontario](#)**

***Follow the 3 W's – Wash hands frequently, Watch distance (ideally 6ft), and Wear face covering correctly, and the 2 A's – Avoid Crowds and Arrange for outdoor activities instead of indoors whenever possible.***

**GET YOUR VACCINE – SEE THE SCHEDULE**

**STAY HOME IF SICK**

**Case counts and vaccine data is taken from GBHU Epidemiological Reports as of 23:59 hrs, December 10, 2021:**

**All data is preliminary and subject to change. Future situation reports will be updated accordingly.**

- 13 new cases reported in past 24 hours in Grey Bruce: 3 – Arran-Elderslie, 3 – South Bruce, 2 – Kincardine, 2 – Owen Sound, 2 – Southgate, 1 – South Bruce Peninsula
- 2623 confirmed cases
- 68 active cases
- 242 active high-risk contacts
- 2528 resolved cases
- 0 confirmed local active cases hospitalized in Grey Bruce due to COVID-19
  - 0 confirmed case from Grey Bruce is hospitalized outside of Grey Bruce due to COVID-19
- 15 deaths in Grey Bruce
  - +1 death related to a Grey Bruce resident that acquired the infection and was treated outside of Grey Bruce
  - +7 deaths related to Grey Bruce residents that acquired the infection in Grey Bruce however passed away outside of Grey Bruce
  - Local and Provincial data may not align as cases with unconfirmed cause of death are not included above but are included in the Provincial data.
- 124 cases reported in health care workers; reports health care workers living in Grey Bruce and working both in and outside Grey Bruce

**Active Outbreaks:**

- 0 Facility(ies) in COVID-19 outbreak. Reported in [Hospitals](#)
- 0 Facility(ies) in COVID-19 outbreak. Reported in [Long-Term Care/Retirement Homes](#)
- 3 Facility(ies) in COVID-19 outbreak. Reported in [Schools](#)
  - 1 – Cohort(s) and 1 Bus Route – Holland Chatsworth Central School
  - 1 – Cohort – Timothy Christian School
  - 1 – cohort and 1 bus route – St. Dominique Savio
- 1 Facility(ies) in COVID-19 outbreak. Reported in [Childcare Centres](#)
  - 1 – Cohort – Before and After School – Timothy Christian School

**Dismissed Cohort(s) – based on 1 case (probable or confirmed) - (more than 1 confirmed case triggers outbreak – see above)**

- [1 Childcare Facility\(ies\) reporting dismissed cohort\(s\)](#)

- Happy Hearts Day Care – 1 cohort
- [1 School\(s\) reporting dismissed cohorts\(s\)](#) – not outbreak status
  - Mildmay-Carrick Public School – 1 cohort

### **Vaccine – for detailed information please visit [Website and Dashboard](#)**

- Vaccine Data to be updated on Monday December 13, 2021
- 258,940 Total Doses of COVID-19 vaccine administered in Grey and Bruce
- 5,847 Doses given within the past week

### **Future Vaccination Planning: [Vaccine Schedule](#)**

- For week of December 12, first and second dose may walk-in at all clinics. **Those 5-11 and Third dose requires an appointment at all clinics.** See Vaccine Clinics – details at [Vaccine Schedule](#) (Make sure to scroll to the proper page of the schedule)
- [COVID-19 Vaccines \(publichealthgreybruce.on.ca\)](#)
- [Getting Your COVID-19 Vaccine \(publichealthgreybruce.on.ca\)](#)
- [Youth and COVID-19 Vaccines \(publichealthgreybruce.on.ca\)](#)

### **Actions Taken In the Past 24 Hours:**

- Media Release – [COVID-19 Testing in Grey Bruce Schools - Holiday Preparations](#)
- GBHU COVID-19 Team continue with case and contact management, reporting, and responding to COVID-19 related calls. Contact tracing exceeds provincial targets with 100% of all cases contacted within 24 hours
- GBHU Team continue to ensure essential public health activities not related to COVID-19

Provincial COVID-19 Data - <https://covid-19.ontario.ca/data>

- [Provincial Testing Data](#)
- [Provincial Hospitalization Data](#)
- [Provincial Likely Source of Infection Data](#)
- [Raw Data to Download - Provincial](#)

### **Media Relations**

Media inquiries should be directed to [Communications@publichealthgreybruce.on.ca](mailto:Communications@publichealthgreybruce.on.ca) 519-376-9420 or 1-800-263-3456 ext. 3940

**Vaccine Data Overview not available on holidays and weekends. Will be updated on Monday December 13, 2021**

**Resolved and Active Case by Municipality data not available on holidays and weekends. Will be updated Monday December 13, 2021**



## Situation Report #633 COVID-19

Grey Bruce Health Unit | Incident Management System

December 10, 2021

---

**Current Situation:** [A Plan to Safely Reopen Ontario](#), [Public Health Measures](#), [COVID-19 Vaccines for Grey Bruce](#), [COVID-19 Vaccine for Ontario](#)



**Follow the 3 W's – Wash hands frequently, Watch distance (ideally 6ft), and Wear face covering correctly, and the 2 A's – Avoid Crowds and Arrange for outdoor activities instead of indoors whenever possible.**

**GET YOUR VACCINE – SEE THE SCHEDULE**

**STAY HOME IF SICK**

**Case counts and vaccine data is taken from GBHU Epidemiological Reports as of 23:59 hrs, December 9, 2021:**

**All data is preliminary and subject to change. Future situation reports will be updated accordingly.**

- 10 new cases reported in past 24 hours in Grey Bruce: 2 – Hanover, 2 – South Bruce, 2 – Southgate, 1 – Arran-Elderslie, 1 – Grey Highlands, 1 – Kincardine, 1 – The Blue Mountains
- 2605 confirmed cases
- 53 active cases
- 249 active high-risk contacts
- 2525 resolved cases
- 0 confirmed local active cases hospitalized in Grey Bruce due to COVID-19
  - 0 confirmed case from Grey Bruce is hospitalized outside of Grey Bruce due to COVID-19
- 15 deaths in Grey Bruce
  - +1 death related to a Grey Bruce resident that acquired the infection and was treated outside of Grey Bruce
  - +7 deaths related to Grey Bruce residents that acquired the infection in Grey Bruce however passed away outside of Grey Bruce
  - Local and Provincial data may not align as cases with unconfirmed cause of death are not included above but are included in the Provincial data.
- 124 cases reported in health care workers; reports health care workers living in Grey Bruce and working both in and outside Grey Bruce

### **Active Outbreaks:**

- 0 Facility(ies) in COVID-19 outbreak. Reported in [Hospitals](#)
- 0 Facility(ies) in COVID-19 outbreak. Reported in [Long-Term Care/Retirement Homes](#)
- 2 Facility(ies) in COVID-19 outbreak. Reported in [Schools](#)
  - 1 – Cohort(s) and 1 Bus Route – Holland Chatsworth Central School
  - 1 – School Cohort and 1 After School Cohort – Timothy Christian School
- 0 Facility(ies) in COVID-19 outbreak. Reported in [Childcare Centres](#)

### **Dismissed Cohort(s) – based on 1 case (probable or confirmed) - (more than 1 confirmed case triggers outbreak – see above)**

- [2 Childcare Facility\(ies\) reporting dismissed cohort\(s\)](#)
  - Before and After school program at Timothy Christian School – 1 cohort
  - Happy Hearts Day Care – 1 cohort
- [4 School\(s\) reporting dismissed cohorts\(s\)](#) – not outbreak status
  - Georgian Bay Community School – 1 cohort

- Ecole St. Dominique-Savio – 1 cohort
- St. Mary's High School – 4 cohorts
- Mildmay-Carrick Public School – 1 cohort

**Vaccine – for detailed information please visit [Website and Dashboard](#)**

- 258,940 Total Doses of COVID-19 vaccine administered in Grey and Bruce
- 5,847 Doses given within the past week

**Future Vaccination Planning: [Vaccine Schedule](#)**

- For week of December 6, first and second dose may walk-in at all clinics. **Those 5-11 and Third dose requires an appointment at all clinics.** See Vaccine Clinics – details at [Vaccine Schedule](#) (Make sure to scroll to the proper page of the schedule)
- [COVID-19 Vaccines \(publichealthgreybruce.on.ca\)](#)
- [Getting Your COVID-19 Vaccine \(publichealthgreybruce.on.ca\)](#)
- [Youth and COVID-19 Vaccines \(publichealthgreybruce.on.ca\)](#)

**Actions Taken In the Past 24 Hours:**

- Media Release – [Grey Bruce Managing Case Under Investigation for Omicron Variant of COVID-19 - Importance of Vaccine and Prevention Measures](#)
- GBHU COVID-19 Team continue with case and contact management, reporting, and responding to COVID-19 related calls. Contact tracing exceeds provincial targets with 100% of all cases contacted within 24 hours
- GBHU Team continue to ensure essential public health activities not related to COVID-19

Provincial COVID-19 Data - <https://covid-19.ontario.ca/data>

- [Provincial Testing Data](#)
- [Provincial Hospitalization Data](#)
- [Provincial Likely Source of Infection Data](#)
- [Raw Data to Download - Provincial](#)

**Media Relations**

Media inquiries should be directed to [Communications@publichealthgreybruce.on.ca](mailto:Communications@publichealthgreybruce.on.ca) 519-376-9420 or 1-800-263-3456 ext. 3940

**[Vaccine Data Overview](#)**

**Please note – Based on direction from the Ministry of Health, all health units in Ontario are updating the method of reporting on vaccine coverage by using the New Census 2020 Data for total population and age group population estimates. This may result in an increase/decrease in the reported percentage of vaccine coverage for the total population and age groups.**

# GREY BRUCE COVID-19 VACCINATION OVERVIEW

Figure 1



Figure 2



Figure 3. Vaccinated Residents by Immunization Status

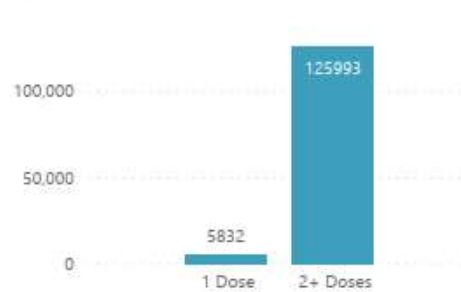


Figure 4. Vaccinated Residents by Age

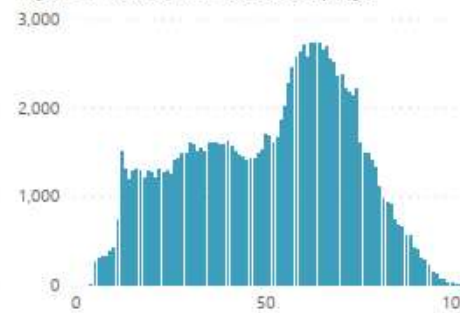


Figure 5. Vaccinated Residents by Gender

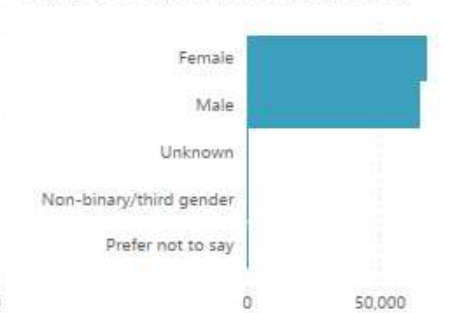


Figure 6. Doses Given in Past Week

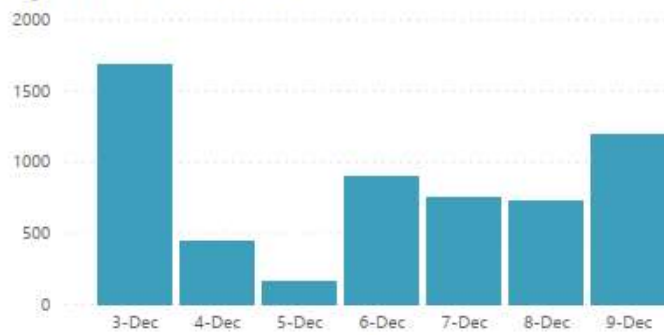
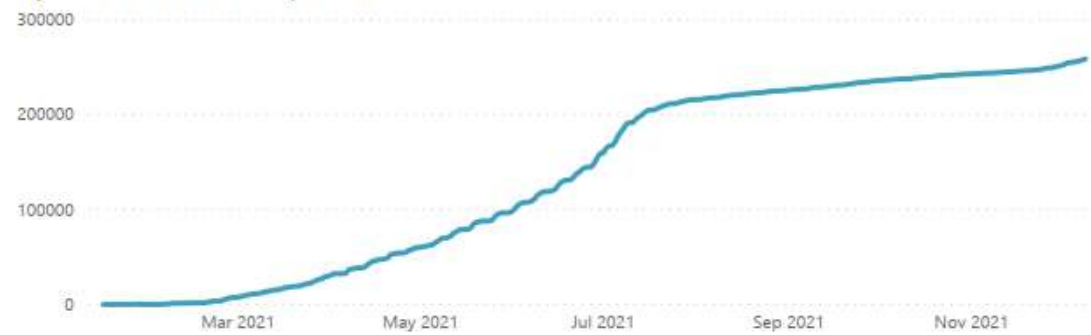


Figure 7. Cumulative Doses by Date Given



Data notes: Figures 1, 2, 6, and 7 represent COVID-19 vaccines administered in the Grey Bruce Health Region, both by the Grey Bruce Health Unit and participating partner organizations. These figures include all doses administered in Grey Bruce, regardless of whether they were given to Grey Bruce residents. These include first, second and any subsequent doses, and do not represent a unique count of individuals.

Figures 3, 4, and 5 represent residents of Grey Bruce, who have received one or more doses of a COVID-19 vaccine, regardless of where the vaccine was received

Data source: data extracted from COVax-ON via IntelliHEALTH.

Data last refreshed December 10, 2021. Data are refreshed daily on weekdays and are current up to 11:59 PM on the previous day.

# GREY BRUCE COVID-19 VACCINATION COVERAGE



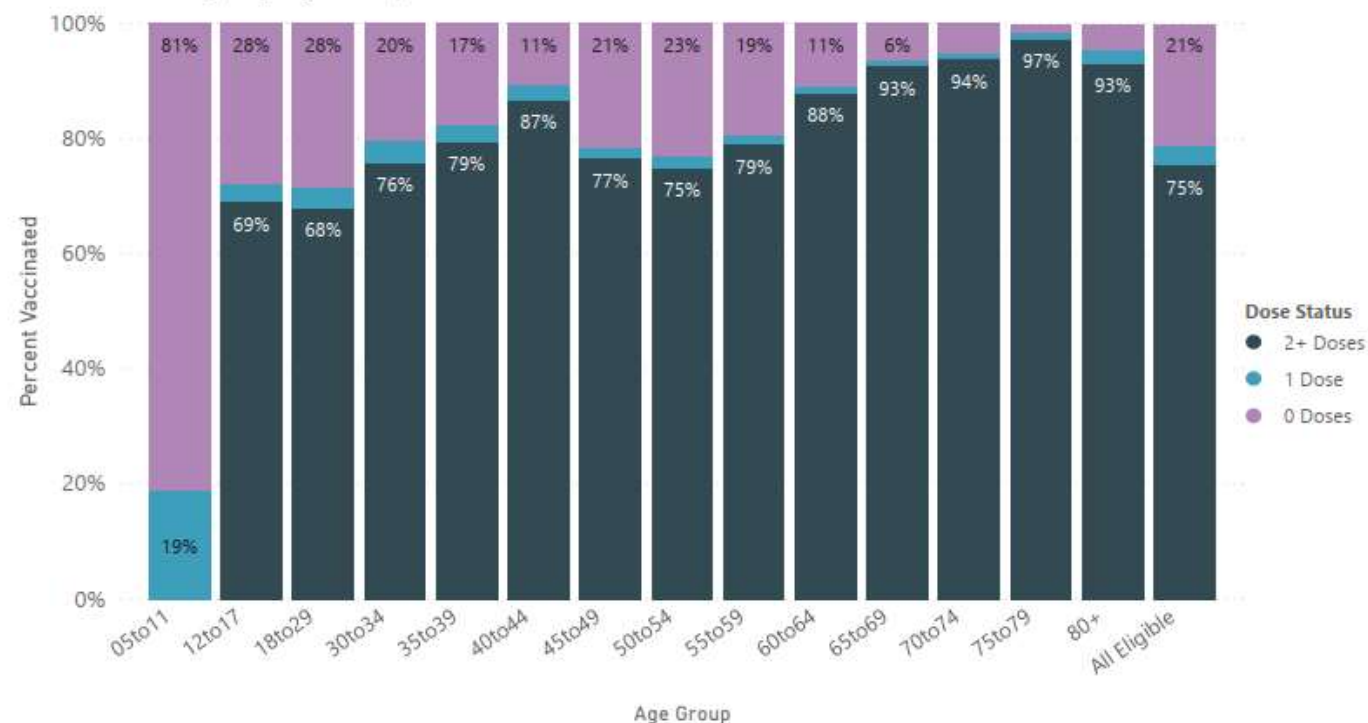
**% Eligible Population (5+) with At Least 1 Dose**  
**79.0%**

**% Eligible Population (5+) with At Least 2 Doses**  
**75.4%**

**% Total Population with At Least 1 Dose**  
**74.9%**

**% Total Population with At Least 2 Doses**  
**71.5%**

Vaccine Coverage by Age Group and Number of Doses Received

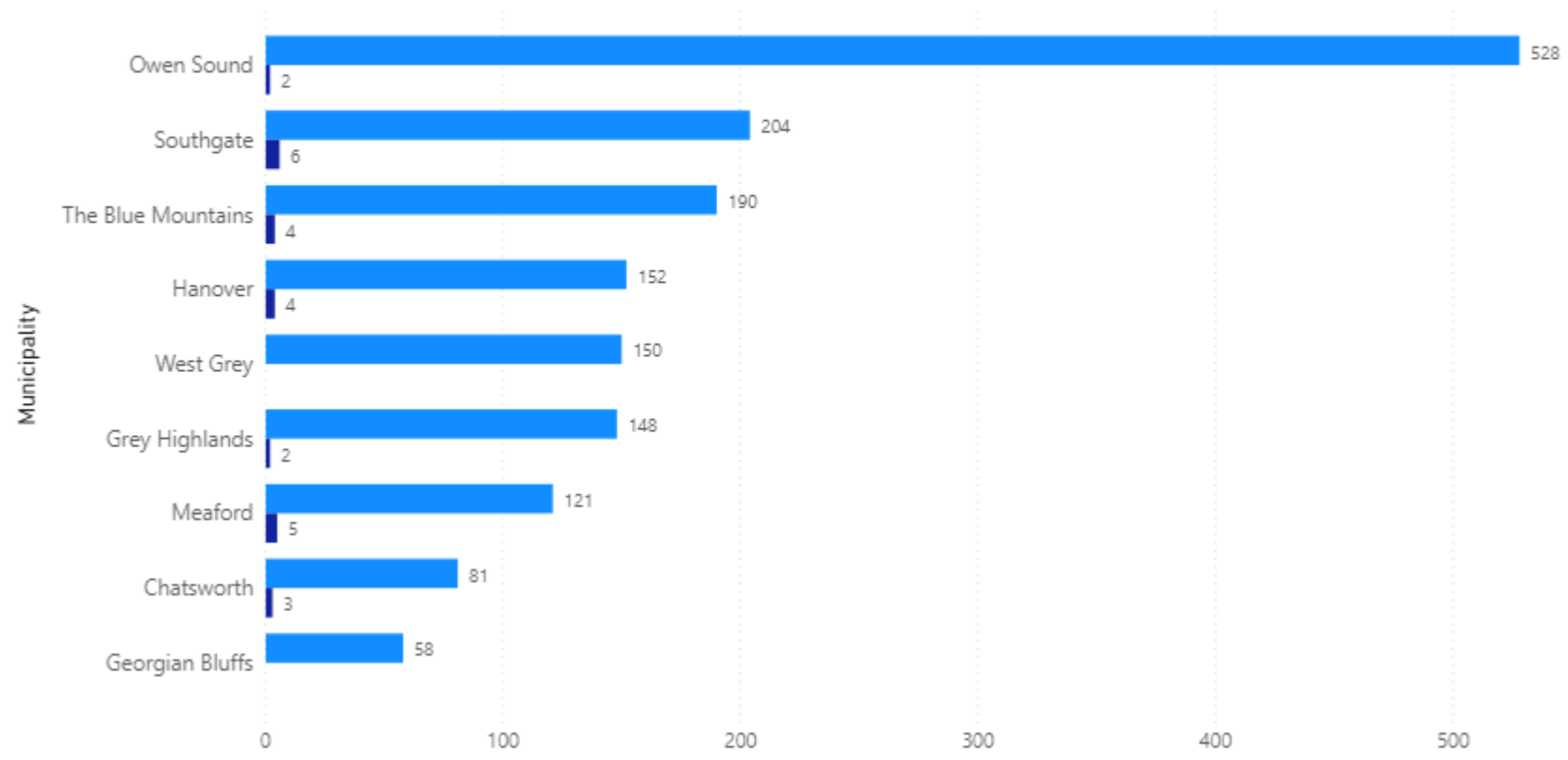


Data notes: Population coverage estimates represent residents of Grey Bruce who have received one or more doses of a COVID-19 vaccine, regardless of where the vaccine was received.  
 Data source: Number of vaccinated clients extracted from COVax-ON via IntelliHEALTH. Population estimates: Statistics Canada for 2020, Ontario Ministry of Finance Population Projections by Census Division.  
 Note that labels in the figure 'Vaccine Coverage by Age Group and Number of Doses Received' may not be visible if the percentage is small.  
 Data last refreshed December 10, 2021. Data are refreshed daily on weekdays and are current up to 11:59 PM on the previous day.

# Resolved and Active Cases by Municipality

Grey County

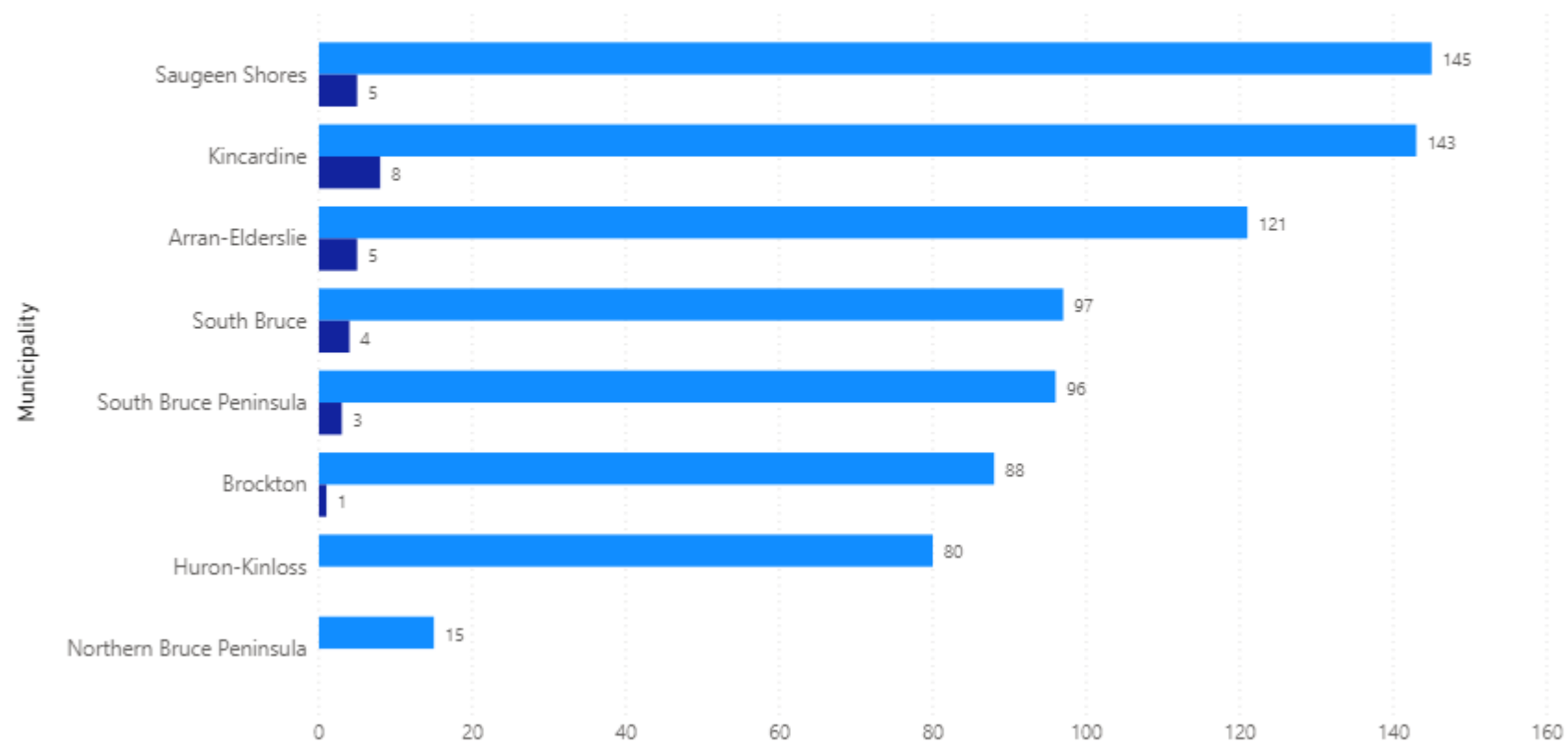
● Resolved Count ● Active Count



# Resolved and Active Cases by Municipality

Bruce County

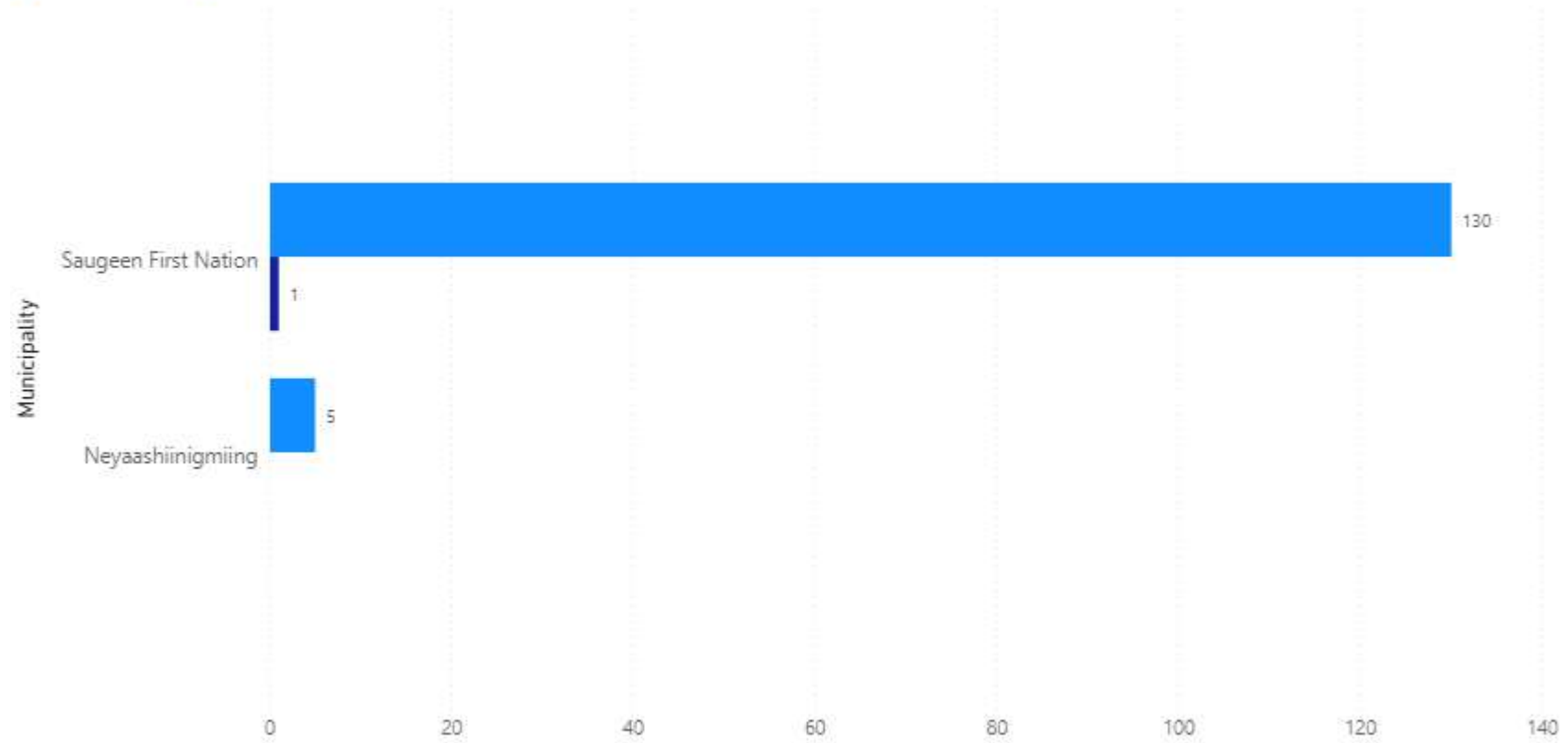
● Resolved Count ● Active Count



# Resolved and Active Cases by Municipality

First Nation Communities

● Resolved Count ● Active Count





# Situation Report #632 COVID-19

Grey Bruce Health Unit | Incident Management System

December 9, 2021

**Current Situation:** [A Plan to Safely Reopen Ontario](#), [Public Health Measures](#), [COVID-19 Vaccines for Grey Bruce](#), [COVID-19 Vaccine for Ontario](#)

**Follow the 3 W's – Wash hands frequently, Watch distance (ideally 6ft), and Wear face covering correctly, and the 2 A's – Avoid Crowds and Arrange for outdoor activities instead of indoors whenever possible.**

**GET YOUR VACCINE – [SEE THE SCHEDULE](#)  
STAY HOME IF SICK**

**Case counts and vaccine data is taken from GBHU Epidemiological Reports as of 23:59 hrs, December 8, 2021:**

**All data is preliminary and subject to change. Future situation reports will be updated accordingly.**

- 2 new cases reported in past 24 hours in Grey Bruce: 1 – Chatsworth, 1 – Saugeen Shores
- 2595 confirmed cases
- 49 active cases
- 197 active high-risk contacts
- 2519 resolved cases
- 0 confirmed local active cases hospitalized in Grey Bruce due to COVID-19
  - 0 confirmed case from Grey Bruce is hospitalized outside of Grey Bruce due to COVID-19
- 15 deaths in Grey Bruce
  - +1 death related to a Grey Bruce resident that acquired the infection and was treated outside of Grey Bruce
  - +7 deaths related to Grey Bruce residents that acquired the infection in Grey Bruce however passed away outside of Grey Bruce
  - Local and Provincial data may not align as cases with unconfirmed cause of death are not included above but are included in the Provincial data.
- 124 cases reported in health care workers; reports health care workers living in Grey Bruce and working both in and outside Grey Bruce

## **Active Outbreaks:**

- 0 Facility(ies) in COVID-19 outbreak. Reported in [Hospitals](#)
- 0 Facility(ies) in COVID-19 outbreak. Reported in [Long-Term Care/Retirement Homes](#)
- 1 Facility(ies) in COVID-19 outbreak. Reported in [Schools](#)
  - 1 – Cohort(s) and 1 Bus Route – Holland Chatsworth Central School
- 0 Facility(ies) in COVID-19 outbreak. Reported in [Childcare Centres](#)



## Dismissed Cohort(s) – based on 1 case (probable or confirmed) - (more than 1 confirmed case triggers outbreak – see above)

- [3 Childcare Facility\(ies\) reporting dismissed cohort\(s\)](#)
  - Before and After school program at Timothy Christian School – 1 cohort
  - Bobi’s Play School Before and After school program – 1 cohort
  - Happy Hearts Day Care – 1 cohort
- [3 School\(s\) reporting dismissed cohorts\(s\)](#) – not outbreak status
  - Timothy Christian School – 1 cohort
  - Georgian Bay Community School – 1 cohort
  - École Catholique Saint-Dominique-Savio – 1 cohort

## Vaccine – for detailed information please visit [Website and Dashboard](#)

- 257,649 Total Doses of COVID-19 vaccine administered in Grey and Bruce
- 5,637 Doses given within the past week

## Future Vaccination Planning: [Vaccine Schedule](#)

- For week of December 6, first and second dose may walk-in at all clinics. **Those 5-11 and Third dose requires an appointment at all clinics.** See Vaccine Clinics – details at [Vaccine Schedule](#) (Make sure to scroll to the proper page of the schedule)
- [COVID-19 Vaccines \(publichealthgreybruce.on.ca\)](#)
- [Getting Your COVID-19 Vaccine \(publichealthgreybruce.on.ca\)](#)
- [Youth and COVID-19 Vaccines \(publichealthgreybruce.on.ca\)](#)

## Actions Taken In the Past 24 Hours:

- Media Release - [COVID-19 and Seasonal Celebrations – Stay Home if Sick](#)
- Media Release - [Grey Bruce Managing Case Under Investigation for Omicron Variant of COVID-19 - Importance of Vaccine and Prevention Measures](#)
- GBHU COVID-19 Team continue with case and contact management, reporting, and responding to COVID-19 related calls. Contact tracing exceeds provincial targets with 100% of all cases contacted within 24 hours
- GBHU Team continue to ensure essential public health activities not related to COVID-19

Provincial COVID-19 Data - <https://covid-19.ontario.ca/data>

- [Provincial Testing Data](#)
- [Provincial Hospitalization Data](#)
- [Provincial Likely Source of Infection Data](#)
- [Raw Data to Download - Provincial](#)

## Media Relations

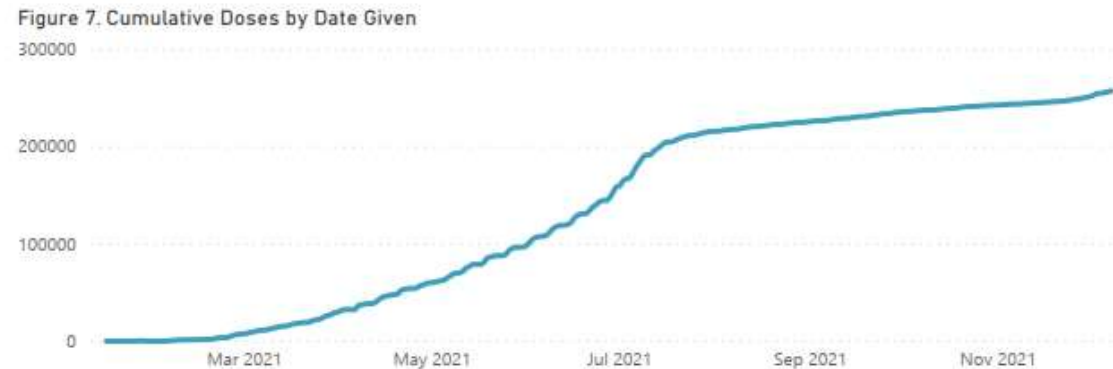
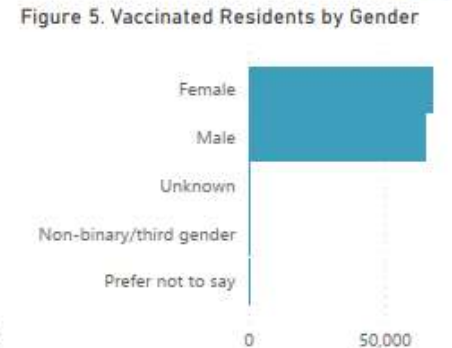
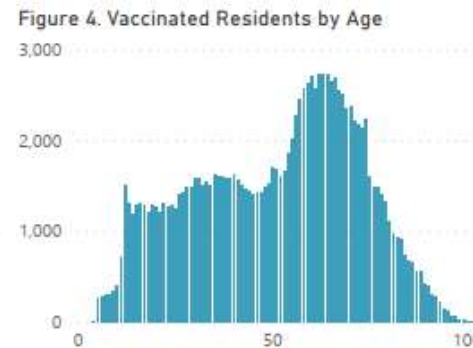
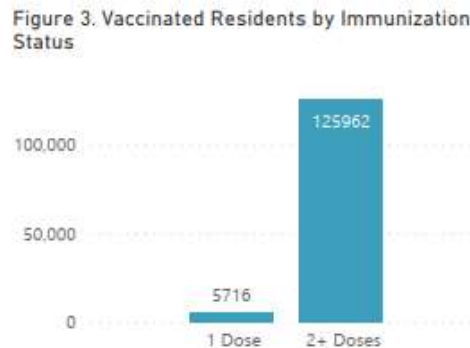
Media inquiries should be directed to [Communications@publichealthgreybruce.on.ca](mailto:Communications@publichealthgreybruce.on.ca) 519-376-9420 or 1-800-263-3456 ext. 3940

# Vaccine Data Overview

Please note – Based on direction from the Ministry of Health, all health units in Ontario are updating the method of reporting on vaccine coverage by using the New Census 2020 Data for total population and age group population estimates. This may result in an increase/decrease in the reported percentage of vaccine coverage for the total population and age groups.



## GREY BRUCE COVID-19 VACCINATION OVERVIEW



Data notes: Figures 1, 2, 6, and 7 represent COVID-19 vaccines administered in the Grey Bruce Health Region, both by the Grey Bruce Health Unit and participating partner organizations. These figures include all doses administered in Grey Bruce, regardless of whether they were given to Grey Bruce residents. These include first, second and any subsequent doses, and do not represent a unique count of individuals. Figures 3, 4, and 5 represent residents of Grey Bruce, who have received one or more doses of a COVID-19 vaccine, regardless of where the vaccine was received

Data source: data extracted from COVax-ON via IntelliHEALTH.

Data last refreshed December 9, 2021. Data are refreshed daily on weekdays and are current up to 11:59 PM on the previous day.

# GREY BRUCE COVID-19 VACCINATION COVERAGE



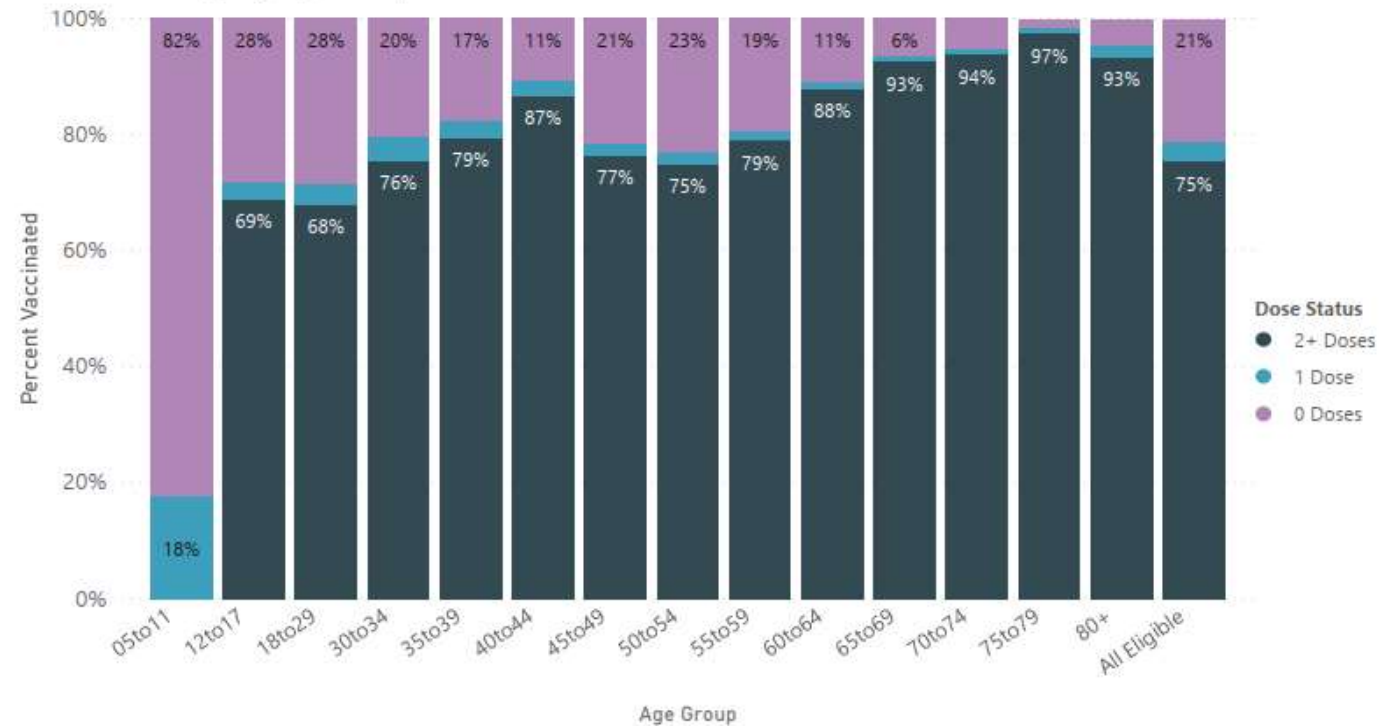
**% Eligible Population (5+) with At Least 1 Dose**  
**78.8%**

**% Eligible Population (5+) with At Least 2 Doses**  
**75.4%**

**% Total Population with At Least 1 Dose**  
**74.8%**

**% Total Population with At Least 2 Doses**  
**71.5%**

Vaccine Coverage by Age Group and Number of Doses Received

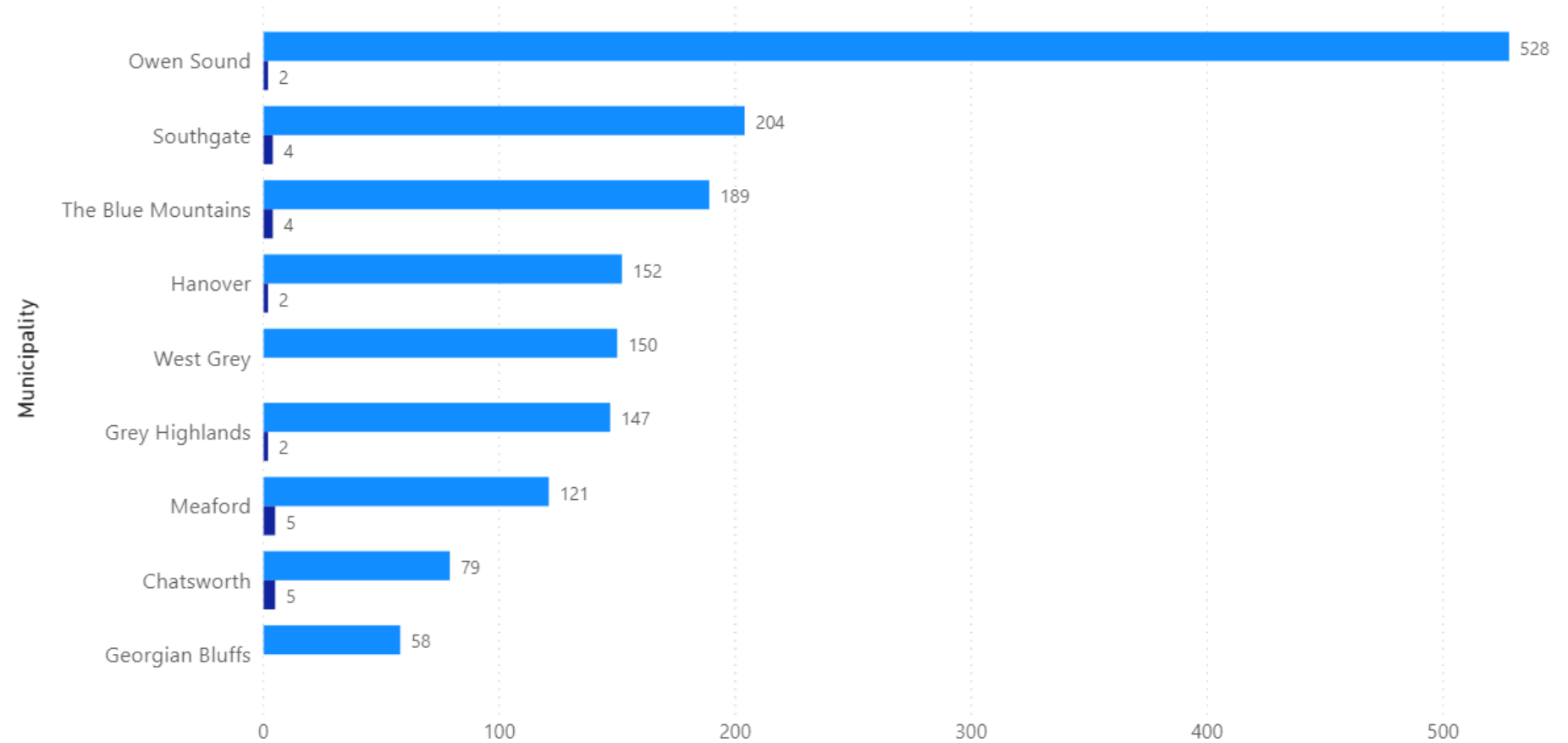


Data notes: Population coverage estimates represent residents of Grey Bruce who have received one or more doses of a COVID-19 vaccine, regardless of where the vaccine was received.  
 Data source: Number of vaccinated clients extracted from COVax-ON via IntelliHEALTH. Population estimates: Statistics Canada for 2020, Ontario Ministry of Finance Population Projections by Census Division.  
 Note that labels in the figure 'Vaccine Coverage by Age Group and Number of Doses Received' may not be visible if the percentage is small.  
 Data last refreshed December 9, 2021. Data are refreshed daily on weekdays and are current up to 11:59 PM on the previous day.

# Resolved and Active Cases by Municipality

Grey County

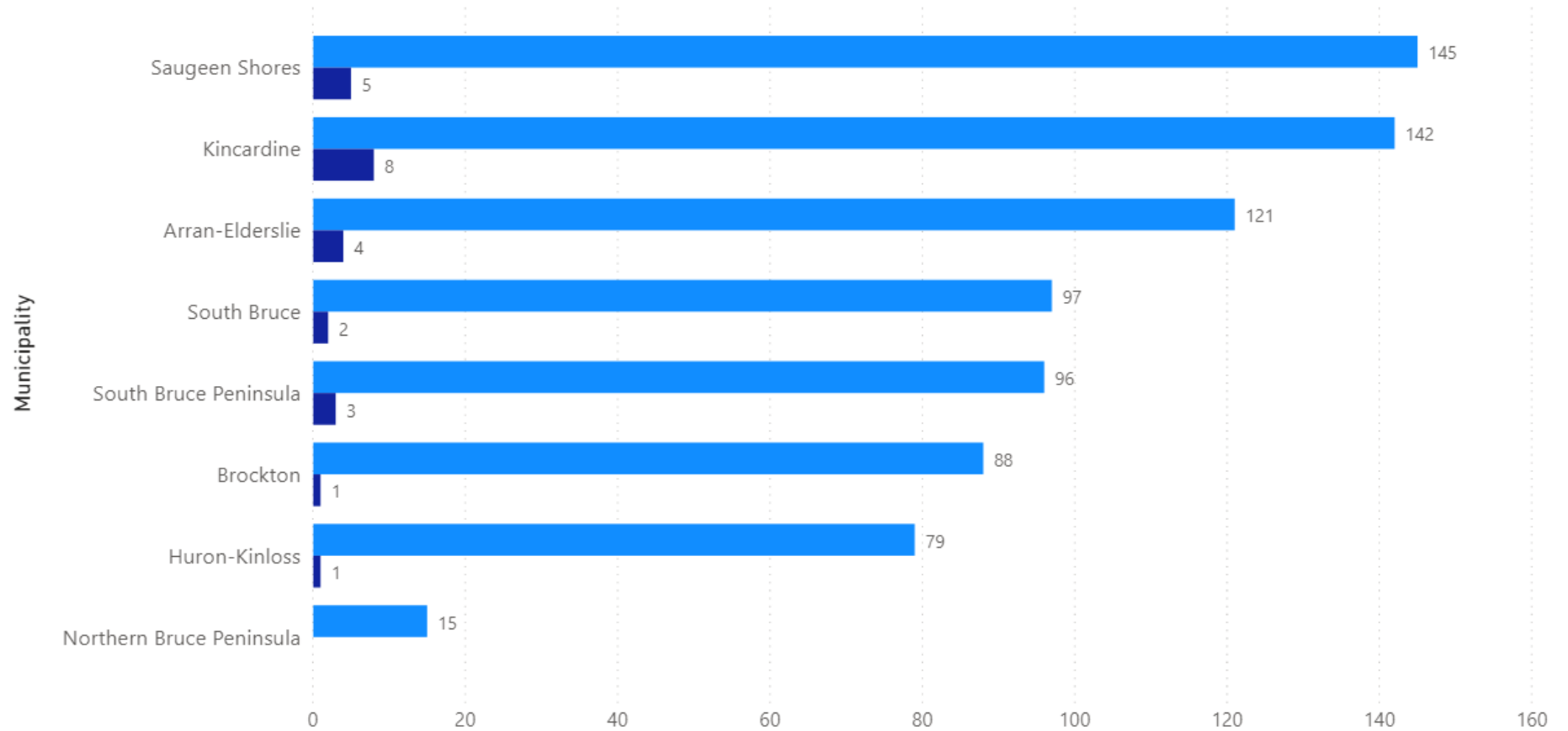
● Resolved Count ● Active Count



# Resolved and Active Cases by Municipality

Bruce County

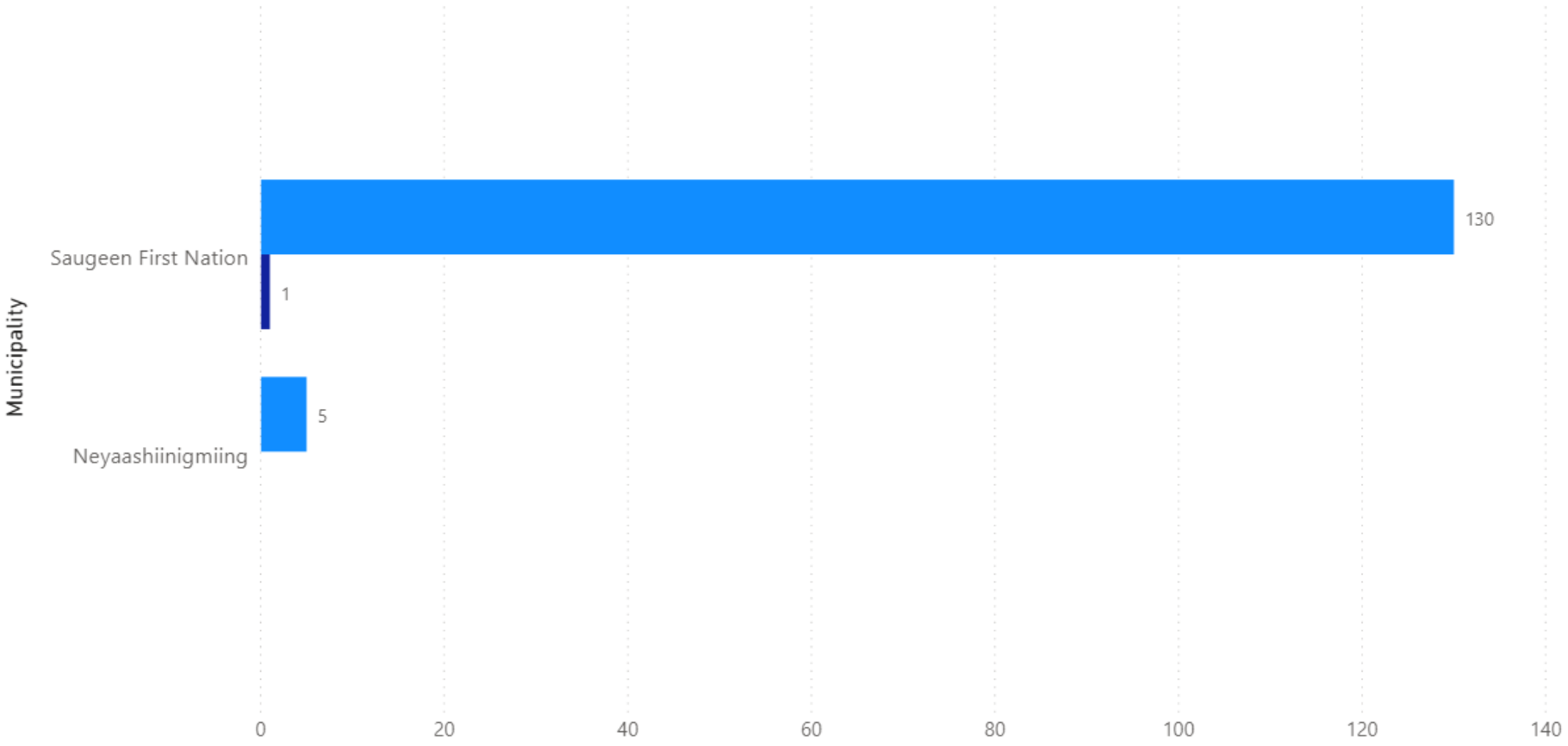
● Resolved Count ● Active Count



# Resolved and Active Cases by Municipality

First Nation Communities

● Resolved Count ● Active Count





# Situation Report #631 COVID-19

Grey Bruce Health Unit | Incident Management System

December 8, 2021

**Current Situation:** [A Plan to Safely Reopen Ontario](#), [Public Health Measures](#), [COVID-19 Vaccines for Grey Bruce](#), [COVID-19 Vaccine for Ontario](#)

**Follow the 3 W's – Wash hands frequently, Watch distance (ideally 6ft), and Wear face covering correctly, and the 2 A's – Avoid Crowds and Arrange for outdoor activities instead of indoors whenever possible.**

**GET YOUR VACCINE – [SEE THE SCHEDULE](#)  
STAY HOME IF SICK**

**Case counts and vaccine data is taken from GBHU Epidemiological Reports as of 23:59 hrs, December 7, 2021:**

**All data is preliminary and subject to change. Future situation reports will be updated accordingly.**

- 3 new cases reported in past 24 hours in Grey Bruce: 1 – Meaford, 1 – Saugeen Shores, 1 – South Bruce
- 2591 confirmed cases
- 47 active cases
- 206 active high-risk contacts
- 2517 resolved cases
- 1 confirmed local active cases hospitalized in Grey Bruce due to COVID-19
  - 0 confirmed case from Grey Bruce is hospitalized outside of Grey Bruce due to COVID-19
- 15 deaths in Grey Bruce
  - +1 death related to a Grey Bruce resident that acquired the infection and was treated outside of Grey Bruce
  - +7 deaths related to Grey Bruce residents that acquired the infection in Grey Bruce however passed away outside of Grey Bruce
  - Local and Provincial data may not align as cases with unconfirmed cause of death are not included above but are included in the Provincial data.
- 124 cases reported in health care workers; reports health care workers living in Grey Bruce and working both in and outside Grey Bruce

## **Active Outbreaks:**

- 0 Facility(ies) in COVID-19 outbreak. Reported in [Hospitals](#)
- 0 Facility(ies) in COVID-19 outbreak. Reported in [Long-Term Care/Retirement Homes](#)
- 1 Facility(ies) in COVID-19 outbreak. Reported in [Schools](#)
  - 1 – Cohort(s) and 1 Bus Route – Holland Chatsworth Central School
- 0 Facility(ies) in COVID-19 outbreak. Reported in [Childcare Centres](#)

## Dismissed Cohort(s) – based on 1 case (probable or confirmed) - (more than 1 confirmed case triggers outbreak – see above)

- [3 Childcare Facility\(ies\) reporting dismissed cohort\(s\)](#)
  - Before and After school program at Timothy Christian School – 1 cohort
  - Bobi’s Play School Before and After school program – 1 cohort
  - Happy Hearts Day Care – 1 cohort
- [2 School\(s\) reporting dismissed cohorts\(s\)](#) – not outbreak status
  - Timothy Christian School – 1 cohort
  - Georgian Bay Community School – 1 cohort

## Vaccine – for detailed information please visit [Website and Dashboard](#)

- 256,962 Total Doses of COVID-19 vaccine administered in Grey and Bruce
- 5,736 Doses given within the past week

## Future Vaccination Planning: [Vaccine Schedule](#)

- For week of December 6, first and second dose may walk-in at all clinics. **Those 5-11 and Third dose requires an appointment at all clinics.** See Vaccine Clinics – details at [Vaccine Schedule](#) (Make sure to scroll to the proper page of the schedule)
- [COVID-19 Vaccines \(publichealthgreybruce.on.ca\)](#)
- [Getting Your COVID-19 Vaccine \(publichealthgreybruce.on.ca\)](#)
- [Youth and COVID-19 Vaccines \(publichealthgreybruce.on.ca\)](#)

## Actions Taken In the Past 24 Hours:

- GBHU COVID-19 Team continue with case and contact management, reporting, and responding to COVID-19 related calls. Contact tracing exceeds provincial targets with 100% of all cases contacted within 24 hours
- GBHU Team continue to ensure essential public health activities not related to COVID-19

Provincial COVID-19 Data - <https://covid-19.ontario.ca/data>

- [Provincial Testing Data](#)
- [Provincial Hospitalization Data](#)
- [Provincial Likely Source of Infection Data](#)
- [Raw Data to Download - Provincial](#)

## Media Relations

Media inquiries should be directed to [Communications@publichealthgreybruce.on.ca](mailto:Communications@publichealthgreybruce.on.ca) 519-376-9420 or 1-800-263-3456 ext. 3940

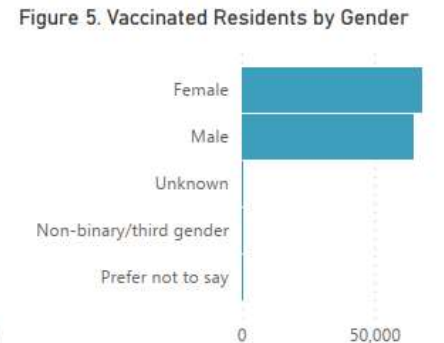
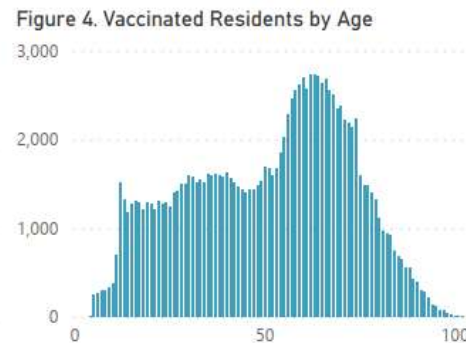
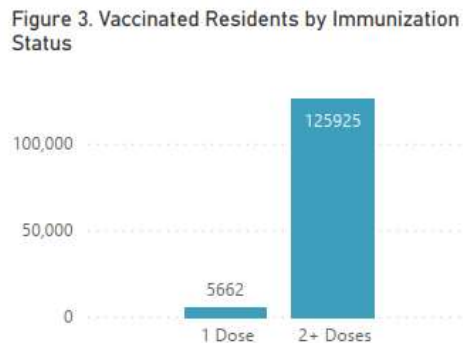
## [Vaccine Data Overview](#)



Please note – Based on direction from the Ministry of Health, all health units in Ontario are updating the method of reporting on vaccine coverage by using the New Census 2020 Data for total population and age group population estimates. This may result in an increase/decrease in the reported percentage of vaccine coverage for the total population and age groups.



# GREY BRUCE COVID-19 VACCINATION OVERVIEW



Data notes: Figures 1, 2, 6, and 7 represent COVID-19 vaccines administered in the Grey Bruce Health Region, both by the Grey Bruce Health Unit and participating partner organizations. These figures include all doses administered in Grey Bruce, regardless of whether they were given to Grey Bruce residents. These include first, second and any subsequent doses, and do not represent a unique count of individuals. Figures 3, 4, and 5 represent residents of Grey Bruce, who have received one or more doses of a COVID-19 vaccine, regardless of where the vaccine was received

Data source: data extracted from COVax-ON via IntelliHEALTH.

Data last refreshed December 8, 2021. Data are refreshed daily on weekdays and are current up to 11:59 PM on the previous day.

# GREY BRUCE COVID-19 VACCINATION COVERAGE



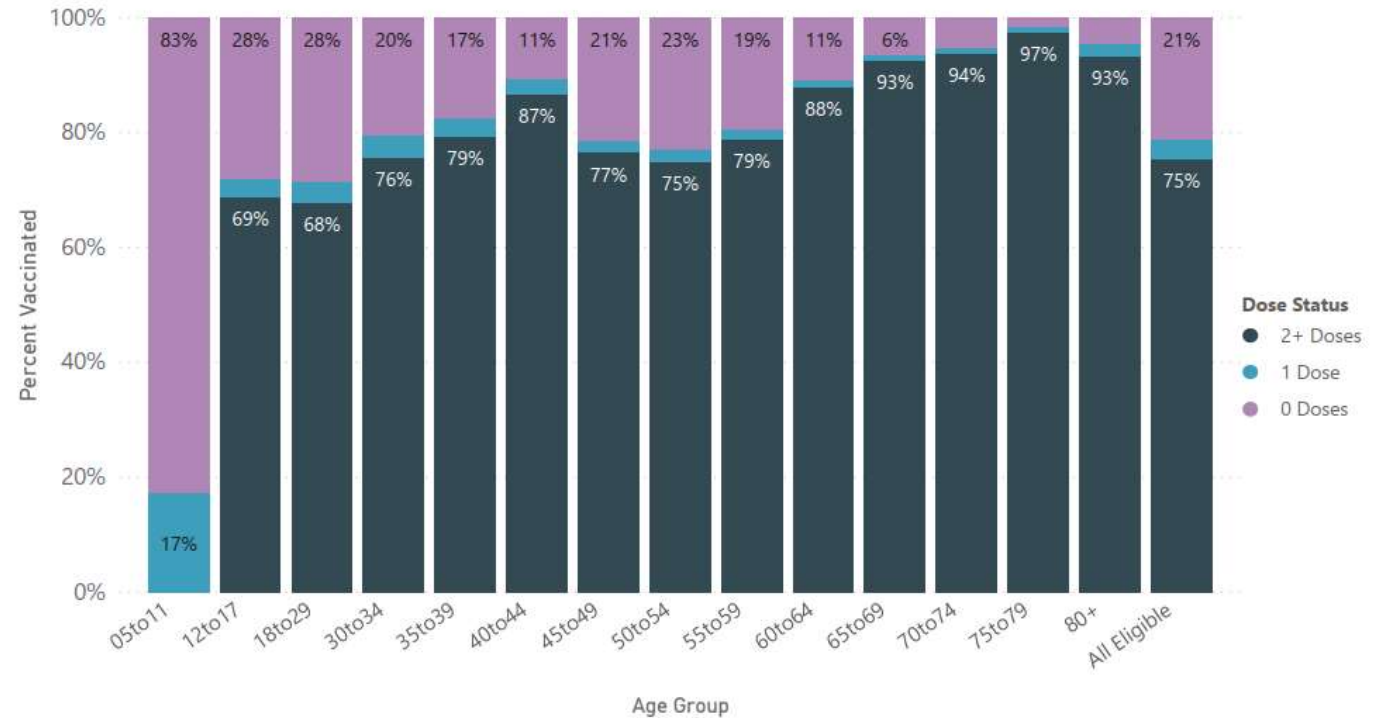
Vaccine Coverage by Age Group and Number of Doses Received

% Eligible Population (5+) with At Least 1 Dose  
**78.8%**

% Eligible Population (5+) with At Least 2 Doses  
**75.4%**

% Total Population with At Least 1 Dose  
**74.7%**

% Total Population with At Least 2 Doses  
**71.5%**

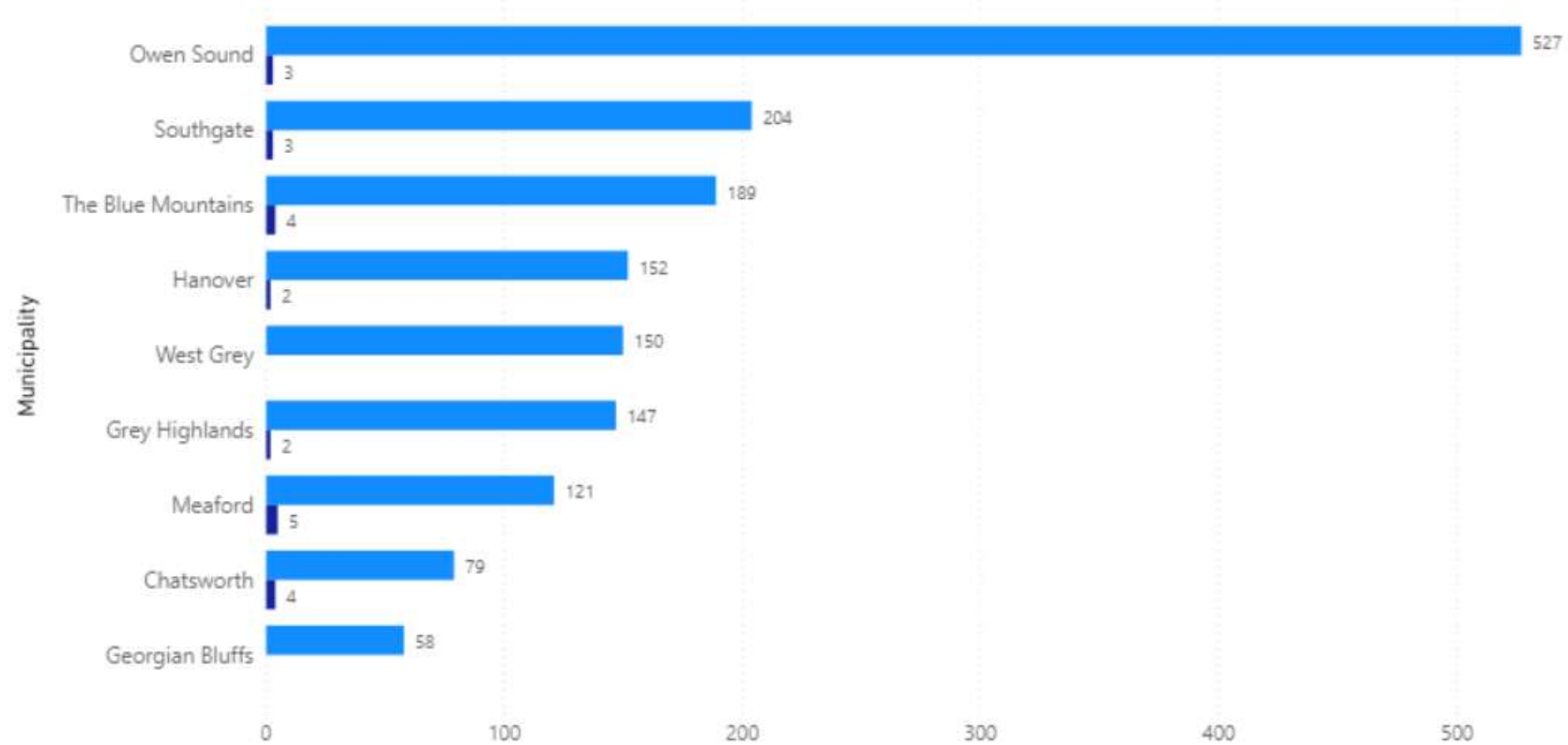


Data notes: Population coverage estimates represent residents of Grey Bruce who have received one or more doses of a COVID-19 vaccine, regardless of where the vaccine was received.  
 Data source: Number of vaccinated clients extracted from COVax-ON via IntelliHEALTH. Population estimates: Statistics Canada for 2020, Ontario Ministry of Finance Population Projections by Census Division.  
 Note that labels in the figure 'Vaccine Coverage by Age Group and Number of Doses Received' may not be visible if the percentage is small.  
 Data last refreshed December 8, 2021. Data are refreshed daily on weekdays and are current up to 11:59 PM on the previous day.

# Resolved and Active Cases by Municipality

Grey County

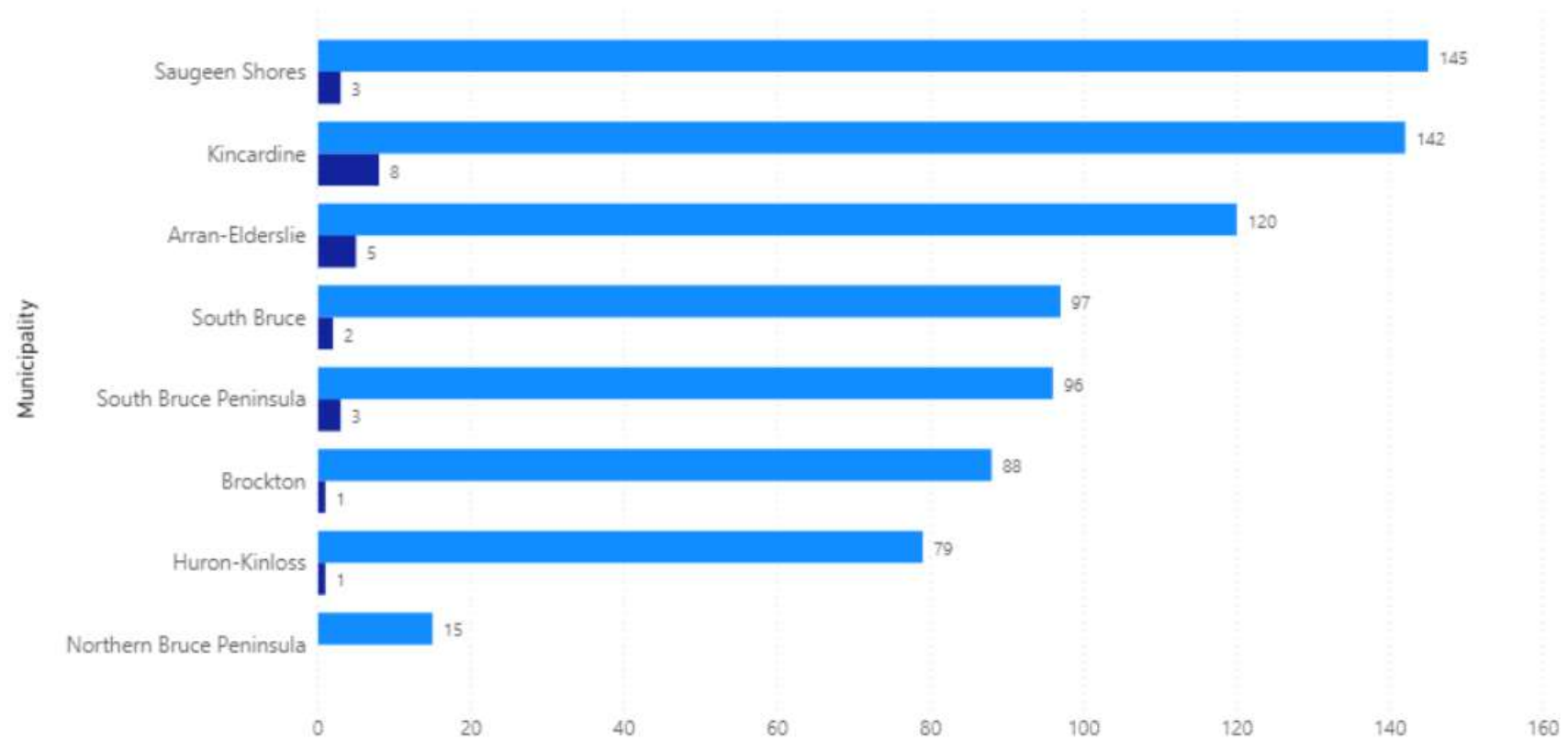
● Resolved Count ● Active Count



# Resolved and Active Cases by Municipality

Bruce County

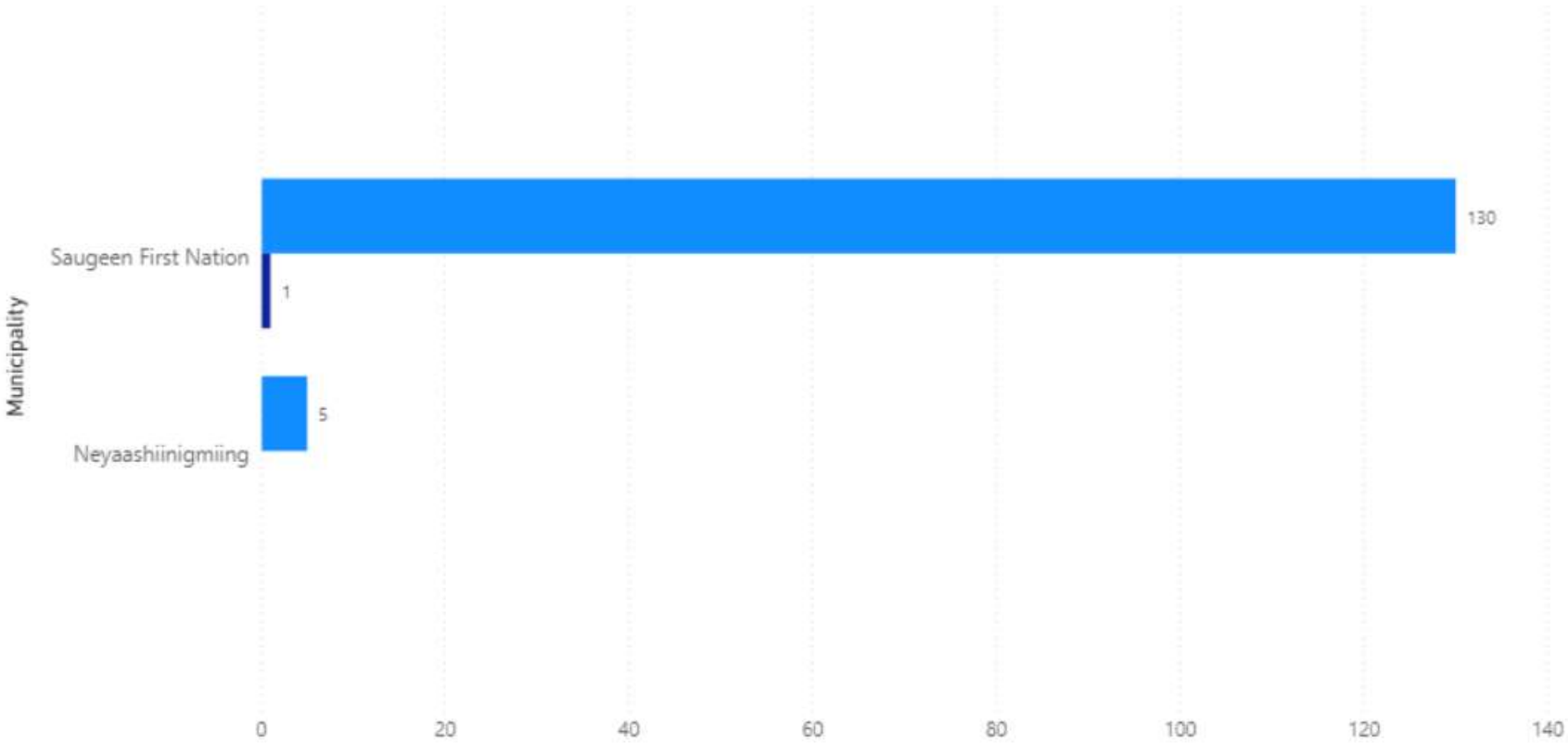
● Resolved Count ● Active Count



# Resolved and Active Cases by Municipality

First Nation Communities

● Resolved Count ● Active Count





# Situation Report #630 COVID-19

Grey Bruce Health Unit | Incident Management System

December 7, 2021

**Current Situation:** [A Plan to Safely Reopen Ontario](#), [Public Health Measures](#), [COVID-19 Vaccines for Grey Bruce](#), [COVID-19 Vaccine for Ontario](#)

**Follow the 3 W's – Wash hands frequently, Watch distance (ideally 6ft), and Wear face covering correctly, and the 2 A's – Avoid Crowds and Arrange for outdoor activities instead of indoors whenever possible.**

**GET YOUR VACCINE – [SEE THE SCHEDULE](#)**

**Case counts and vaccine data is taken from GBHU Epidemiological Reports as of 23:59 hrs, December 6, 2021:**

**All data is preliminary and subject to change. Future situation reports will be updated accordingly.**

- 1 new cases reported in past 24 hours in Grey Bruce: 1 – The Blue Mountains
- 2586 confirmed cases
- 44 active cases
- 221 active high-risk contacts
- 2515 resolved cases
- 2 confirmed local active cases hospitalized in Grey Bruce due to COVID-19
  - 0 confirmed case from Grey Bruce is hospitalized outside of Grey Bruce due to COVID-19
- 15 deaths in Grey Bruce
  - +1 death related to a Grey Bruce resident that acquired the infection and was treated outside of Grey Bruce
  - +7 deaths related to Grey Bruce residents that acquired the infection in Grey Bruce however passed away outside of Grey Bruce
  - Local and Provincial data may not align as cases with unconfirmed cause of death are not included above but are included in the Provincial data.
- 124 cases reported in health care workers; reports health care workers living in Grey Bruce and working both in and outside Grey Bruce

## **Active Outbreaks:**

- 0 Facility(ies) in COVID-19 outbreak. Reported in [Hospitals](#)
- 0 Facility(ies) in COVID-19 outbreak. Reported in [Long-Term Care/Retirement Homes](#)
- 1 Facility(ies) in COVID-19 outbreak. Reported in [Schools](#)
  - 1 – Cohort(s) and 1 Bus Route – Holland Chatsworth Central School
- 0 Facility(ies) in COVID-19 outbreak. Reported in [Childcare Centres](#)

**Dismissed Cohort(s) – based on 1 case (probable or confirmed) - (more than 1 confirmed case triggers outbreak – see above)**

- [3 Childcare Facility\(ies\) reporting dismissed cohort\(s\)](#)
  - Before and After school program at Timothy Christian School – 1 cohort
  - Bobi’s Play School Before and After school program – 1 cohort
  - Happy Hearts Day Care – 1 cohort
- [2 School\(s\) reporting dismissed cohorts\(s\)](#) – not outbreak status
  - Timothy Christian School – 1 cohort
  - Georgian Bay Community School – 1 cohort

**Vaccine – for detailed information please visit [Website and Dashboard](#)**

- 259,180 Total Doses of COVID-19 vaccine administered in Grey and Bruce
- 5,526 Doses given within the past week

**Future Vaccination Planning: [Vaccine Schedule](#)**

- For week of December 6, first and second dose may walk-in at all clinics. **Those 5-11 and Third dose requires an appointment at all clinics.** See Vaccine Clinics – details at [Vaccine Schedule](#) (Make sure to scroll to the proper page of the schedule)
- [COVID-19 Vaccines \(publichealthgreybruce.on.ca\)](#)
- [Getting Your COVID-19 Vaccine \(publichealthgreybruce.on.ca\)](#)
- [Youth and COVID-19 Vaccines \(publichealthgreybruce.on.ca\)](#)

**Actions Taken In the Past 24 Hours:**

- GBHU COVID-19 Team continue with case and contact management, reporting, and responding to COVID-19 related calls. Contact tracing exceeds provincial targets with 100% of all cases contacted within 24 hours
- GBHU Team continue to ensure essential public health activities not related to COVID-19

Provincial COVID-19 Data - <https://covid-19.ontario.ca/data>

- [Provincial Testing Data](#)
- [Provincial Hospitalization Data](#)
- [Provincial Likely Source of Infection Data](#)
- [Raw Data to Download - Provincial](#)

**Media Relations**

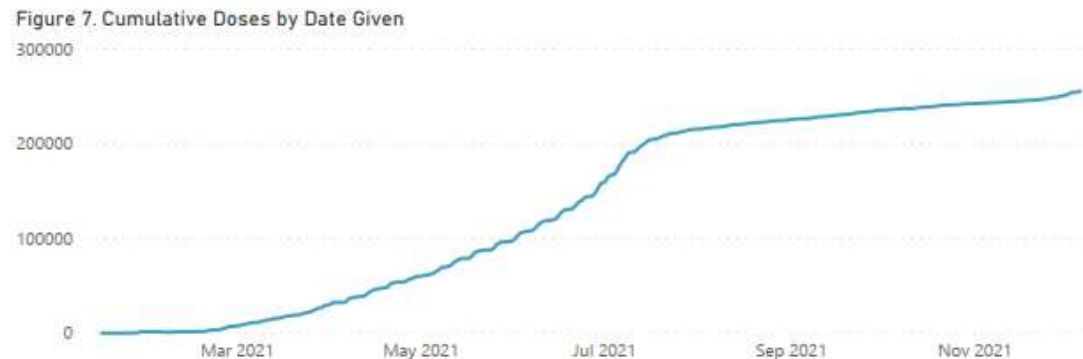
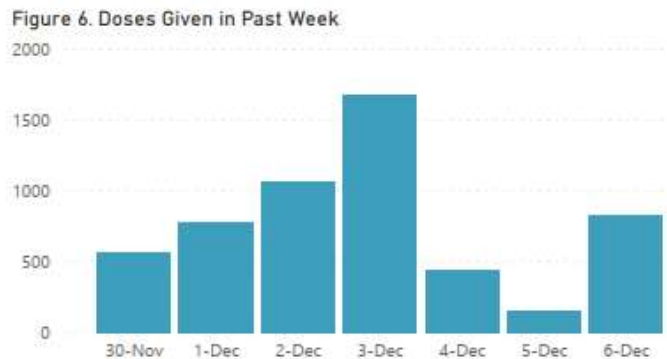
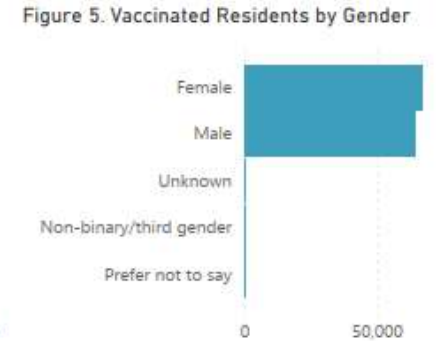
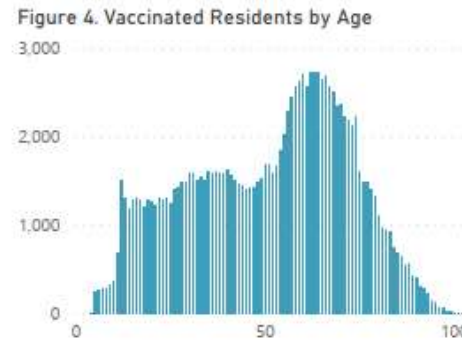
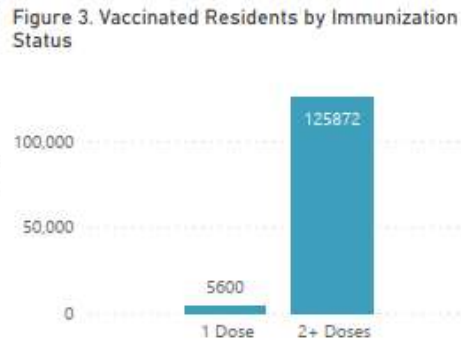
Media inquiries should be directed to [Communications@publichealthgreybruce.on.ca](mailto:Communications@publichealthgreybruce.on.ca) 519-376-9420 or 1-800-263-3456 ext. 3940

**[Vaccine Data Overview](#)**

Please note – Based on direction from the Ministry of Health, all health units in Ontario are updating the method of reporting on vaccine coverage by using the New Census 2020 Data for total population and age group population estimates. This may result in an increase/decrease in the reported percentage of vaccine coverage for the total population and age groups.



# GREY BRUCE COVID-19 VACCINATION OVERVIEW



Data notes: Figures 1, 2, 6, and 7 represent COVID-19 vaccines administered in the Grey Bruce Health Region, both by the Grey Bruce Health Unit and participating partner organizations. These figures include all doses administered in Grey Bruce, regardless of whether they were given to Grey Bruce residents. These include first, second and any subsequent doses, and do not represent a unique count of individuals. Figures 3, 4, and 5 represent residents of Grey Bruce, who have received one or more doses of a COVID-19 vaccine, regardless of where the vaccine was received. Data source: data extracted from COVax-ON via IntelliHEALTH.

Data last refreshed December 7, 2021. Data are refreshed daily on weekdays and are current up to 11:59 PM on the previous day.



# GREY BRUCE COVID-19 VACCINATION COVERAGE



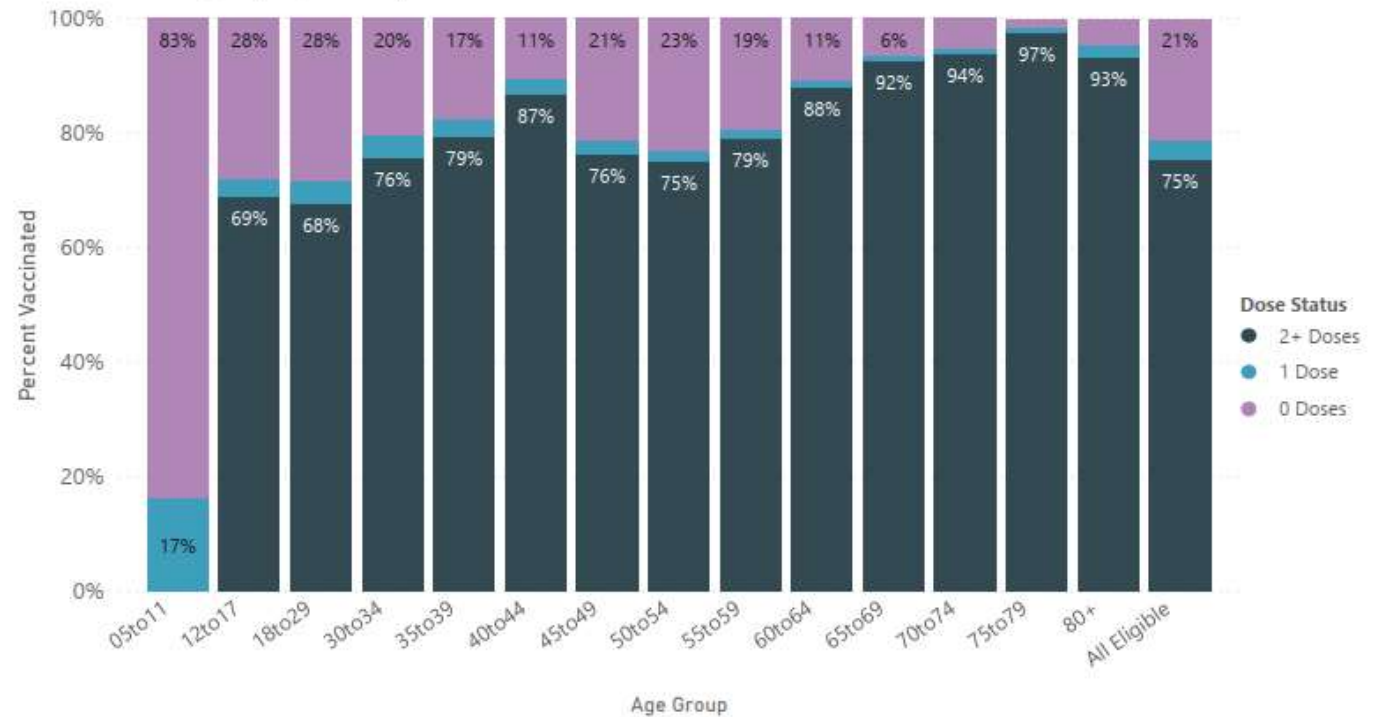
**% Eligible Population (5+) with At Least 1 Dose**  
**78.7%**

**% Eligible Population (5+) with At Least 2 Doses**  
**75.3%**

**% Total Population with At Least 1 Dose**  
**74.7%**

**% Total Population with At Least 2 Doses**  
**71.5%**

Vaccine Coverage by Age Group and Number of Doses Received

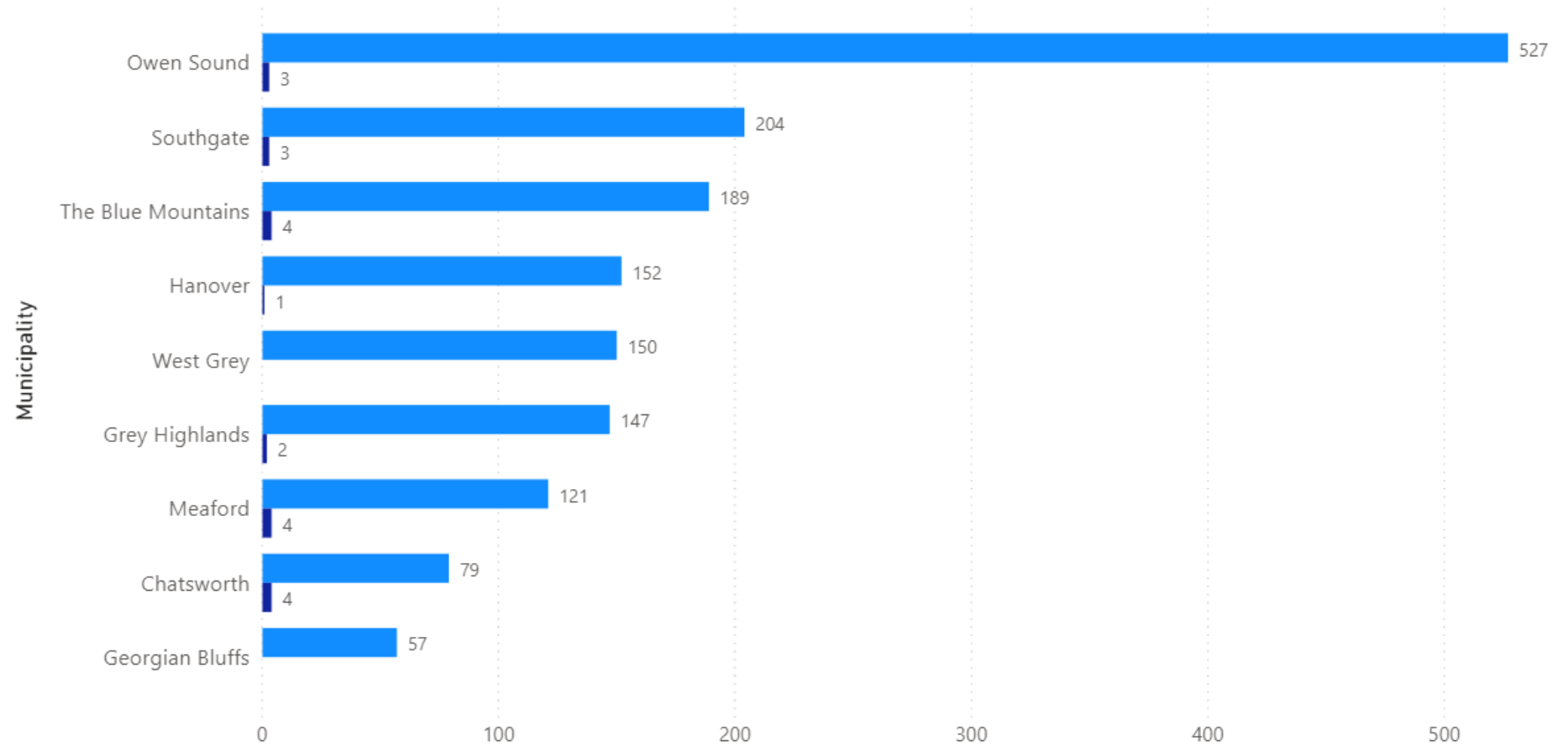


Data notes: Population coverage estimates represent residents of Grey Bruce who have received one or more doses of a COVID-19 vaccine, regardless of where the vaccine was received.  
 Data source: Number of vaccinated clients extracted from COVax-ON via IntelliHEALTH. Population estimates: Statistics Canada for 2020, Ontario Ministry of Finance Population Projections by Census Division.  
 Note that labels in the figure 'Vaccine Coverage by Age Group and Number of Doses Received' may not be visible if the percentage is small.  
 Data last refreshed December 7, 2021. Data are refreshed daily on weekdays and are current up to 11:59 PM on the previous day.

# Resolved and Active Cases by Municipality

Grey County

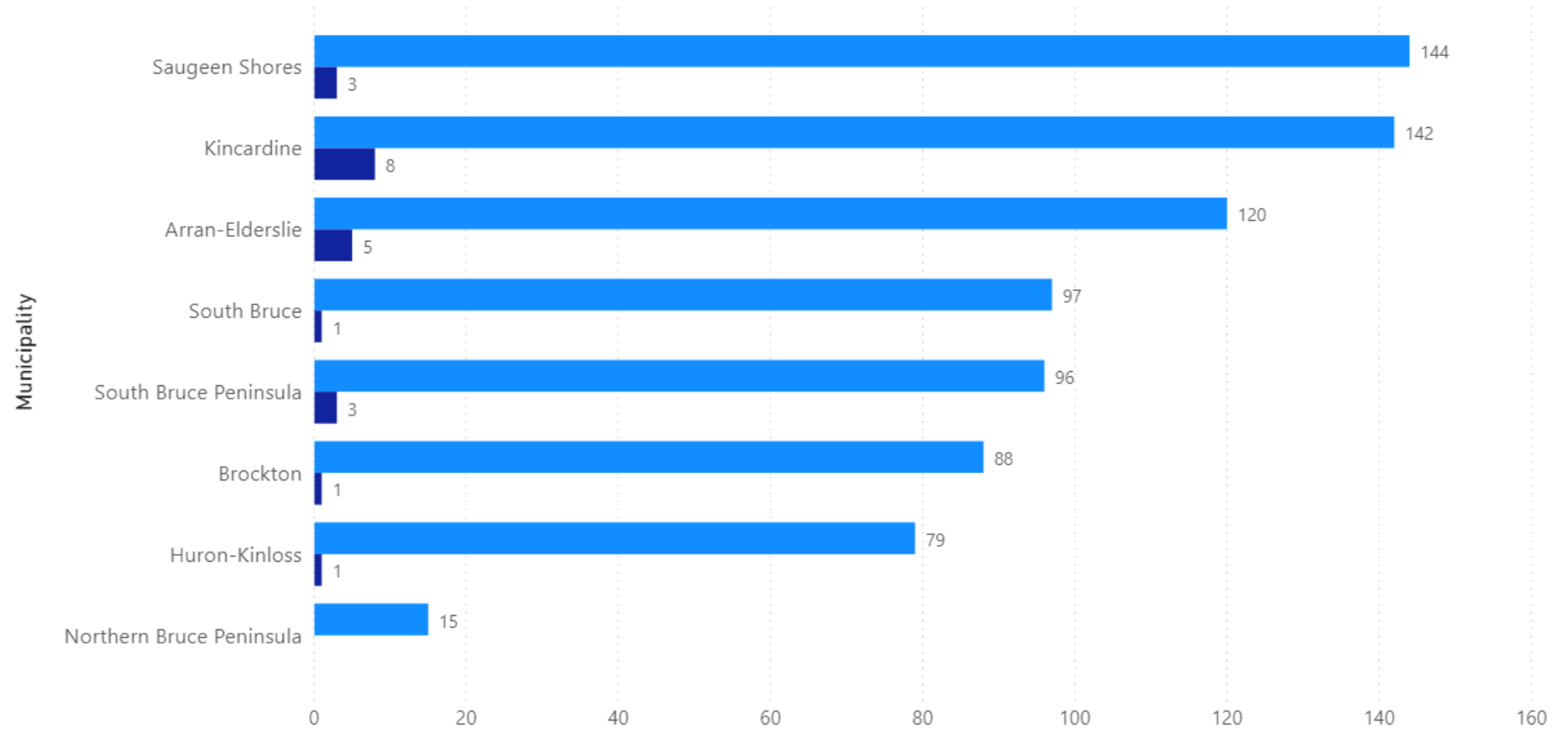
● Resolved Count ● Active Count



# Resolved and Active Cases by Municipality

Bruce County

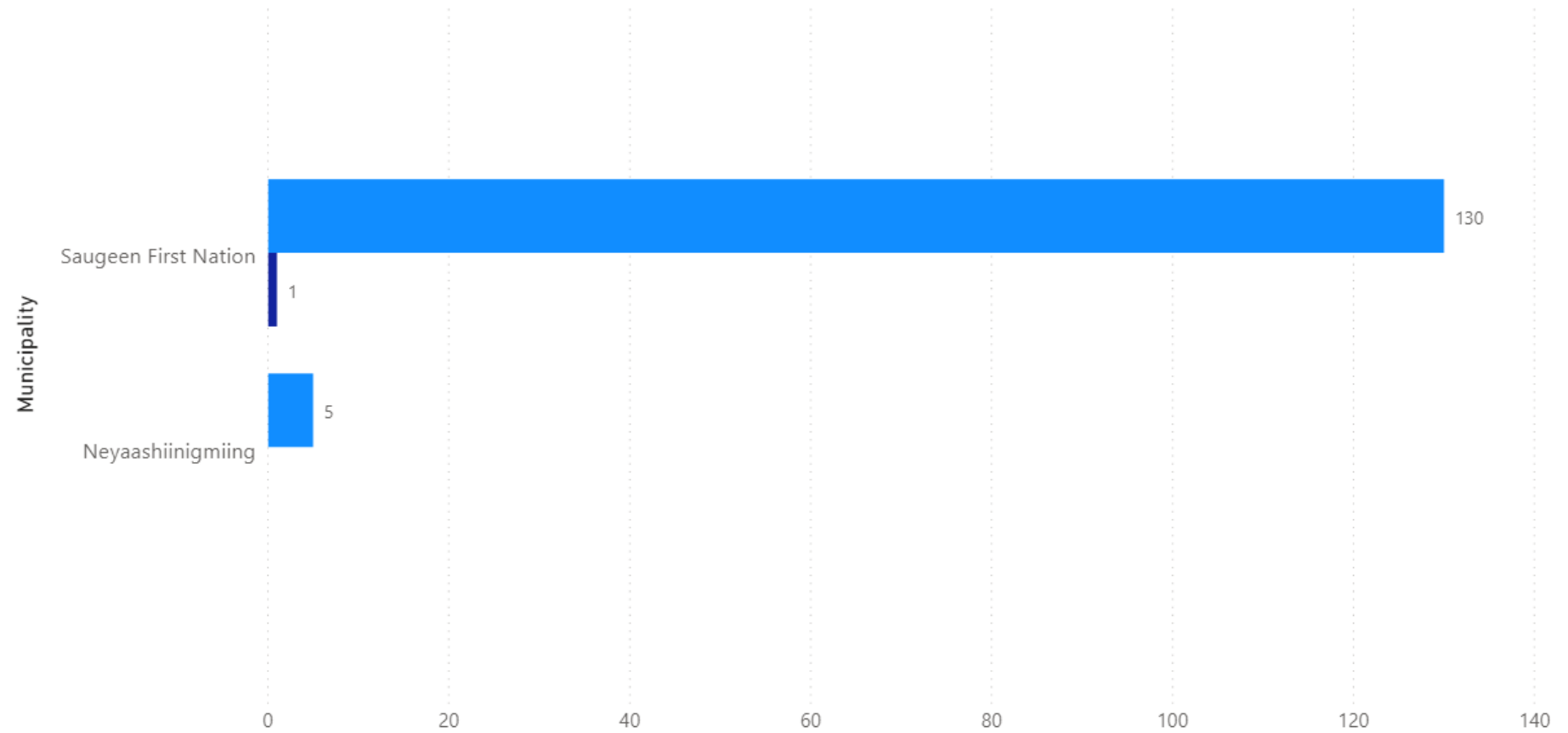
● Resolved Count ● Active Count



# Resolved and Active Cases by Municipality

First Nation Communities

● Resolved Count ● Active Count





# Situation Report #629 COVID-19

Grey Bruce Health Unit | Incident Management System

December 6, 2021

**Current Situation:** [A Plan to Safely Reopen Ontario](#), [Public Health Measures](#), [COVID-19 Vaccines for Grey Bruce](#), [COVID-19 Vaccine for Ontario](#)

**Follow the 3 W's – Wash hands frequently, Watch distance (ideally 6ft), and Wear face covering correctly, and the 2 A's – Avoid Crowds and Arrange for outdoor activities instead of indoors whenever possible.**

**GET YOUR VACCINE – [SEE THE SCHEDULE](#)**

**Case counts and vaccine data is taken from GBHU Epidemiological Reports as of 23:59 hrs, December 5, 2021:**

**All data is preliminary and subject to change. Future situation reports will be updated accordingly.**

- 7 new cases reported in past 24 hours in Grey Bruce: 4 – Meaford, 1 – Arran-Elderslie, 1 – Kincardine, 1 – South Bruce
- 2583 confirmed cases
- 53 active cases
- 231 active high-risk contacts
- 2503 resolved cases
- 2 confirmed local active cases hospitalized in Grey Bruce due to COVID-19
  - 0 confirmed case from Grey Bruce is hospitalized outside of Grey Bruce due to COVID-19
- 15 deaths in Grey Bruce
  - +1 death related to a Grey Bruce resident that acquired the infection and was treated outside of Grey Bruce
  - +7 deaths related to Grey Bruce residents that acquired the infection in Grey Bruce however passed away outside of Grey Bruce
  - Local and Provincial data may not align as cases with unconfirmed cause of death are not included above but are included in the Provincial data.
- 124 cases reported in health care workers; reports health care workers living in Grey Bruce and working both in and outside Grey Bruce

## **Active Outbreaks:**

- 0 Facility(ies) in COVID-19 outbreak. Reported in [Hospitals](#)
- 0 Facility(ies) in COVID-19 outbreak. Reported in [Long-Term Care/Retirement Homes](#)
- 1 Facility(ies) in COVID-19 outbreak. Reported in [Schools](#)
  - 1 – Cohort(s) and 1 Bus Route – Holland Chatsworth Central School
- 0 Facility(ies) in COVID-19 outbreak. Reported in [Childcare Centres](#)

**Dismissed Cohort(s) – based on 1 case (probable or confirmed) - (more than 1 confirmed case triggers outbreak – see above)**

- [3 Childcare Facility\(ies\) reporting dismissed cohort\(s\)](#)
  - Before and After school program at Timothy Christian School – 1 cohort
  - Bobi’s Play School Before and After school program – 1 cohort
  - Happy Hearts Day Care – 1 cohort
- [2 School\(s\) reporting dismissed cohorts\(s\)](#) – not outbreak status
  - Timothy Christian School – 1 cohort
  - Georgian Bay Community School – 1 cohort
  - **Returned today** – Grey Highlands Secondary School – 1 cohort
  - **Returned Today** – St. Anthony’s School – 2 cohorts

**Vaccine – for detailed information please visit [Website and Dashboard](#)**

- 255,193 Total Doses of COVID-19 vaccine administered in Grey and Bruce
- 5,583 Doses given within the past week

**Future Vaccination Planning: [Vaccine Schedule](#)**

- For week of December 6, first and second dose may walk-in at all clinics. **Those 5-11 and Third dose requires an appointment at all clinics.** See Vaccine Clinics – details at [Vaccine Schedule](#) (Make sure to scroll to the proper page of the schedule)
- [COVID-19 Vaccines \(publichealthgreybruce.on.ca\)](#)
- [Getting Your COVID-19 Vaccine \(publichealthgreybruce.on.ca\)](#)
- [Youth and COVID-19 Vaccines \(publichealthgreybruce.on.ca\)](#)

**Actions Taken In the Past 24 Hours:**

- Media Release – [GBHU Vaccine Clinics December 6 – December 12](#)
- GBHU COVID-19 Team continue with case and contact management, reporting, and responding to COVID-19 related calls. Contact tracing exceeds provincial targets with 100% of all cases contacted within 24 hours
- GBHU Team continue to ensure essential public health activities not related to COVID-19

Provincial COVID-19 Data - <https://covid-19.ontario.ca/data>

- [Provincial Testing Data](#)
- [Provincial Hospitalization Data](#)
- [Provincial Likely Source of Infection Data](#)
- [Raw Data to Download - Provincial](#)

**Media Relations**

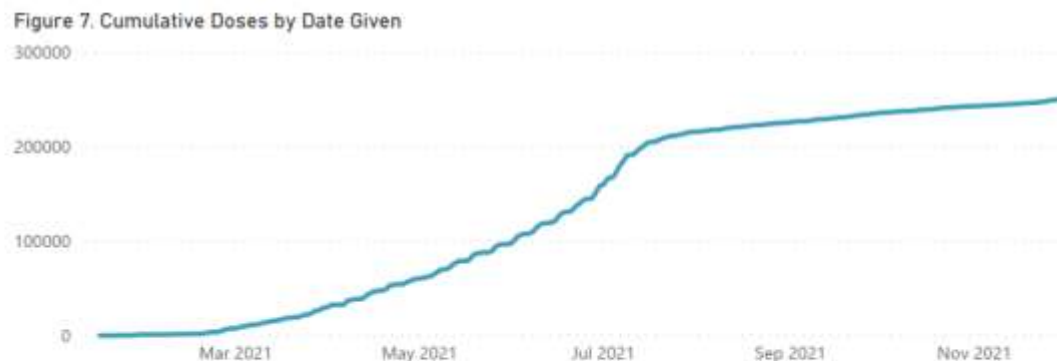
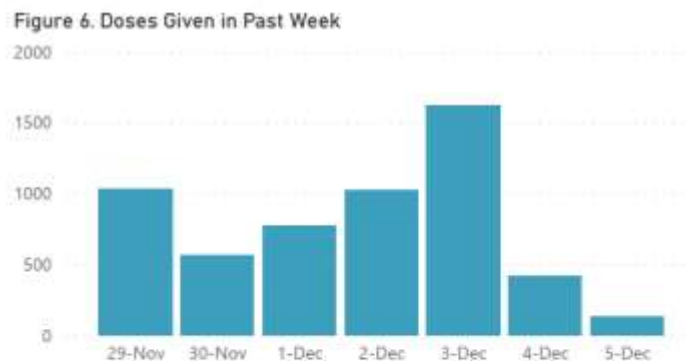
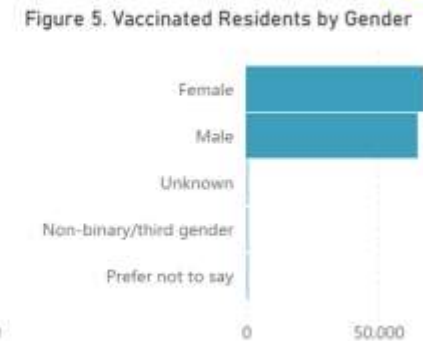
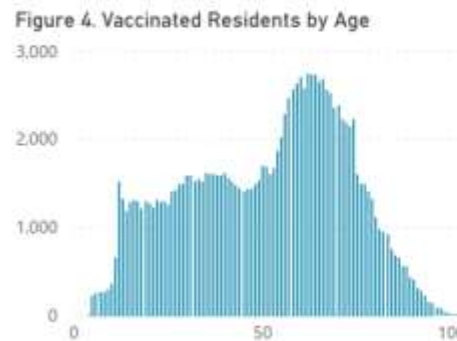
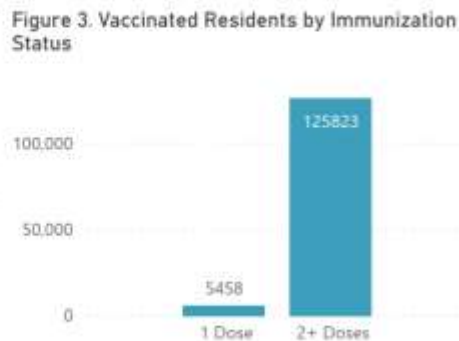
Media inquiries should be directed to [Communications@publichealthgreybruce.on.ca](mailto:Communications@publichealthgreybruce.on.ca) 519-376-9420 or 1-800-263-3456 ext. 3940

**[Vaccine Data Overview](#)**

Please note – Based on direction from the Ministry of Health, all health units in Ontario are updating the method of reporting on vaccine coverage by using the New Census 2020 Data for total population and age group population estimates. This may result in an increase/decrease in the reported percentage of vaccine coverage for the total population and age groups.



# GREY BRUCE COVID-19 VACCINATION OVERVIEW



Data notes: Figures 1, 2, 6, and 7 represent COVID-19 vaccines administered in the Grey Bruce Health Region, both by the Grey Bruce Health Unit and participating partner organizations. These figures include all doses administered in Grey Bruce, regardless of whether they were given to Grey Bruce residents. These include first, second and any subsequent doses, and do not represent a unique count of individuals.

Figures 3, 4, and 5 represent residents of Grey Bruce, who have received one or more doses of a COVID-19 vaccine, regardless of where the vaccine was received.

Data source: data extracted from COVax-ON via IntelliHEALTH.

Data last refreshed December 6, 2021. Data are refreshed daily on weekdays and are current up to 11:59 PM on the previous day.

# GREY BRUCE COVID-19 VACCINATION COVERAGE



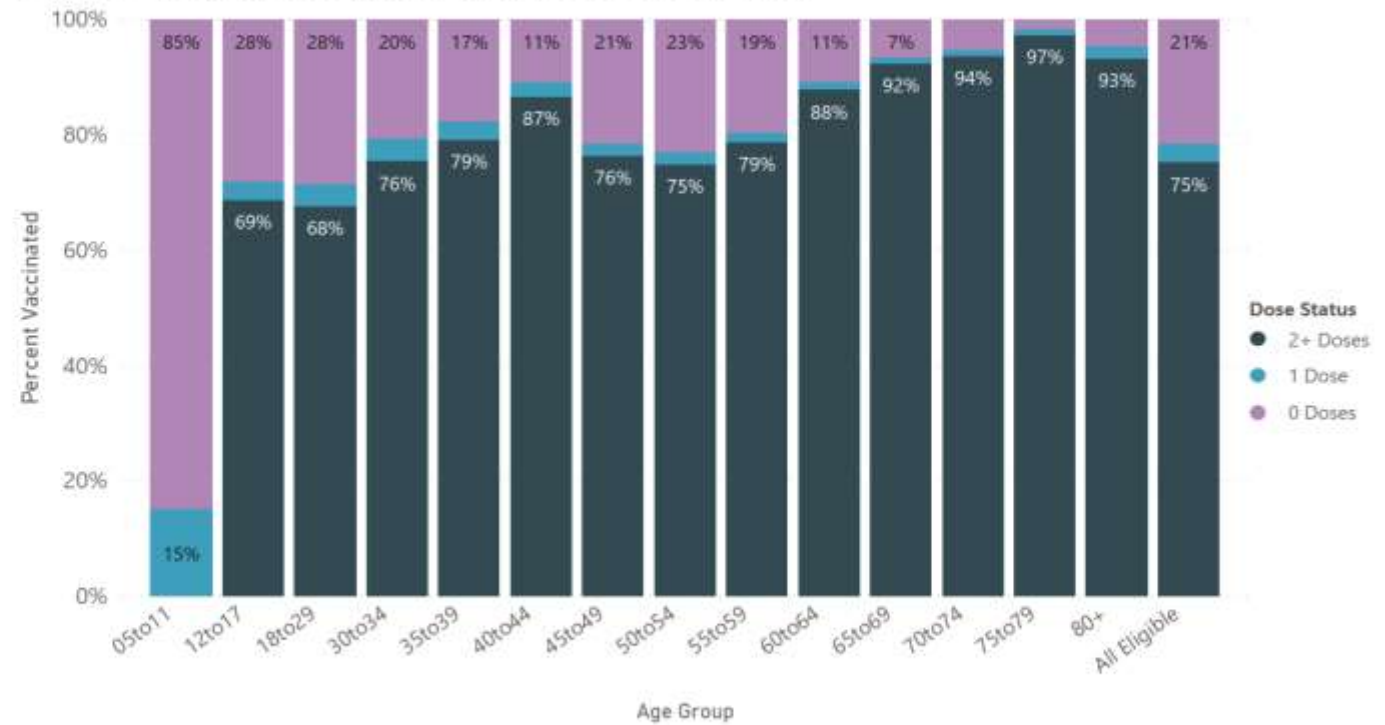
**% Eligible Population (5+) with At Least 1 Dose**  
**78.6%**

**% Eligible Population (5+) with At Least 2 Doses**  
**75.3%**

**% Total Population with At Least 1 Dose**  
**74.6%**

**% Total Population with At Least 2 Doses**  
**71.4%**

Vaccine Coverage by Age Group and Number of Doses Received



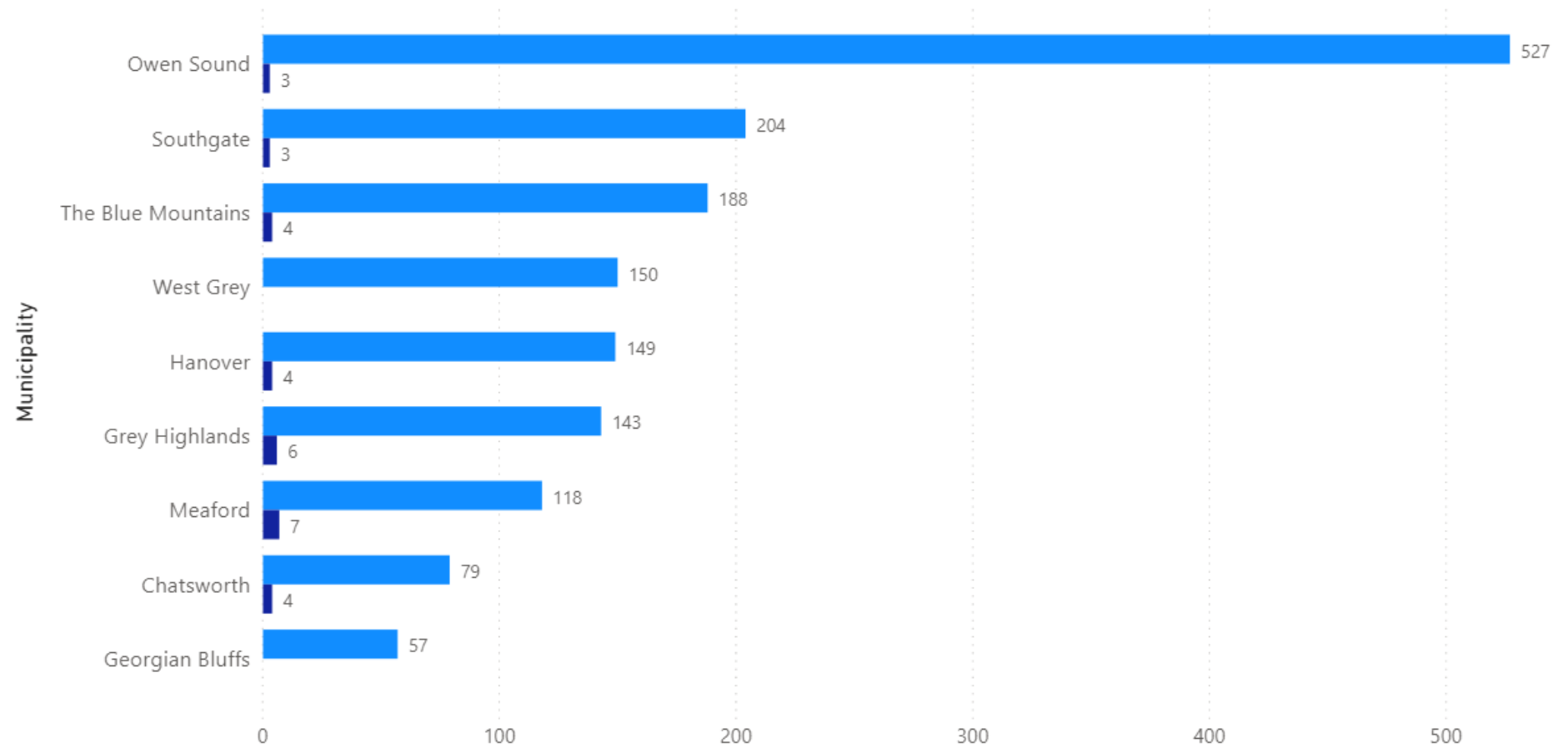
Data notes: Population coverage estimates represent residents of Grey Bruce who have received one or more doses of a COVID-19 vaccine, regardless of where the vaccine was received.  
 Data source: Number of vaccinated clients extracted from COVax-ON via IntelliHEALTH. Population estimates: Statistics Canada for 2020, Ontario Ministry of Finance Population Projections by Census Division.  
 Note that labels in the figure 'Vaccine Coverage by Age Group and Number of Doses Received' may not be visible if the percentage is small.  
 Data last refreshed December 6, 2021. Data are refreshed daily on weekdays and are current up to 11:59 PM on the previous day.



# Resolved and Active Cases by Municipality

Grey County

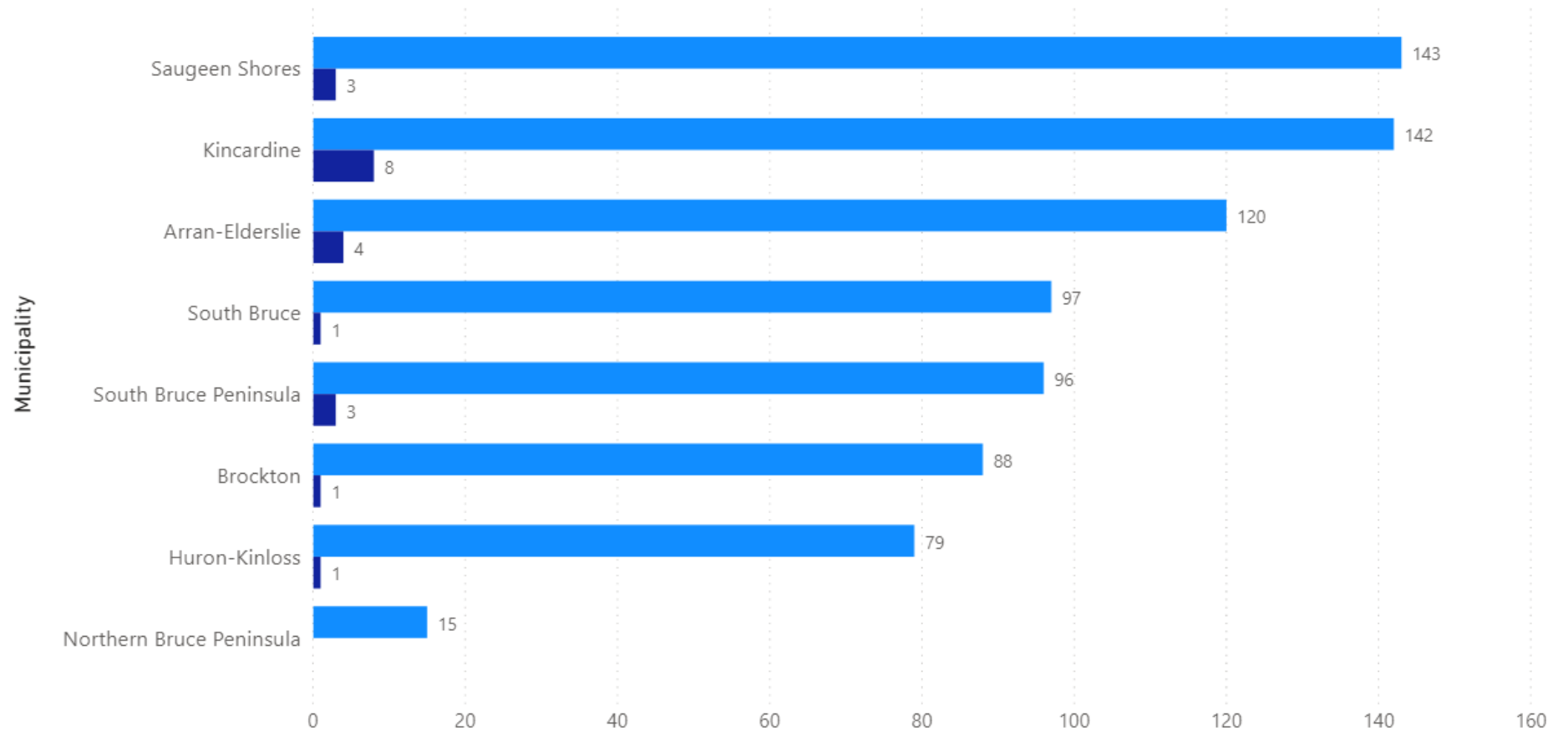
● Resolved Count ● Active Count



# Resolved and Active Cases by Municipality

Bruce County

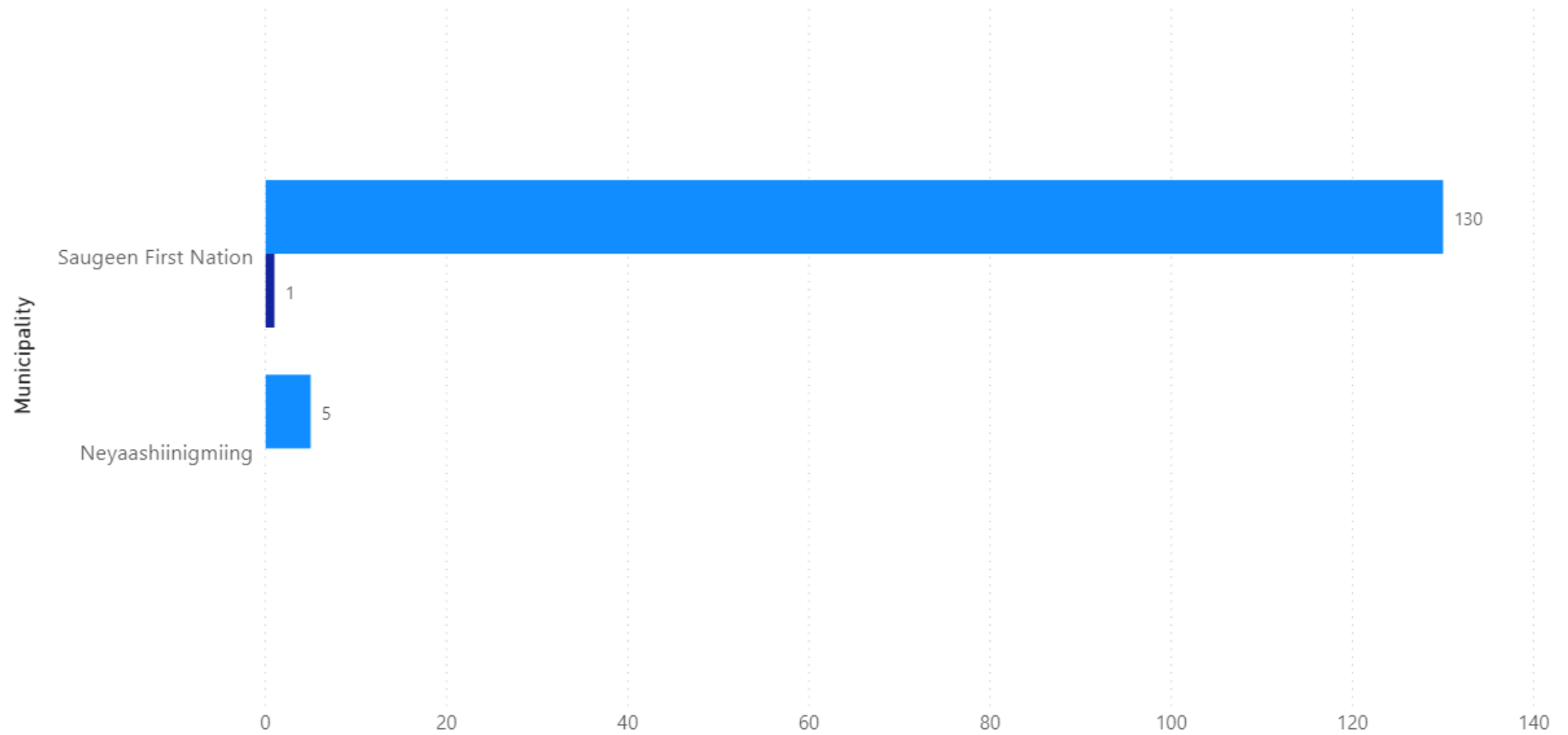
● Resolved Count ● Active Count



# Resolved and Active Cases by Municipality

First Nation Communities

● Resolved Count ● Active Count





# Situation Report #628 COVID-19

Grey Bruce Health Unit | Incident Management System

December 5, 2021

**Current Situation:** [A Plan to Safely Reopen Ontario](#), [Public Health Measures](#), [COVID-19 Vaccines for Grey Bruce](#), [COVID-19 Vaccine for Ontario](#)

**Follow the 3 W's – Wash hands frequently, Watch distance (ideally 6ft), and Wear face covering correctly, and the 2 A's – Avoid Crowds and Arrange for outdoor activities instead of indoors whenever possible.**

**GET YOUR VACCINE – [SEE THE SCHEDULE](#)**

**Case counts and vaccine data is taken from GBHU Epidemiological Reports as of 23:59 hrs, December 4, 2021:**

**All data is preliminary and subject to change. Future situation reports will be updated accordingly.**

- 4 new cases reported in past 24 hours in Grey Bruce: 1 – Arran Elderslie; 1 – Brockton; 1 – Grey Highlands, 1 – Owen Sound
- 2578 confirmed cases
- 53 active cases
- 255 active high-risk contacts
- 2498 resolved cases
- 2 confirmed local active cases hospitalized in Grey Bruce due to COVID-19
  - 0 confirmed case from Grey Bruce is hospitalized outside of Grey Bruce due to COVID-19
- 15 deaths in Grey Bruce
  - +1 death related to a Grey Bruce resident that acquired the infection and was treated outside of Grey Bruce
  - +7 deaths related to Grey Bruce residents that acquired the infection in Grey Bruce however passed away outside of Grey Bruce
  - Local and Provincial data may not align as cases with unconfirmed cause of death are not included above but are included in the Provincial data.
- 124 cases reported in health care workers; reports health care workers living in Grey Bruce and working both in and outside Grey Bruce

## **Active Outbreaks:**

- 0 Facility(ies) in COVID-19 outbreak. Reported in [Hospitals](#)
- 0 Facility(ies) in COVID-19 outbreak. Reported in [Long-Term Care/Retirement Homes](#)
- 1 Facility(ies) in COVID-19 outbreak. Reported in [Schools](#)
  - 1 – Cohort(s) – Holland Chatsworth Central School
- 0 Facility(ies) in COVID-19 outbreak. Reported in [Childcare Centres](#)

**Dismissed Cohort(s) – based on 1 case (probable or confirmed) - (more than 1 confirmed case triggers outbreak – see above)**

- [3 Childcare Facility\(ies\) reporting dismissed cohort\(s\)](#)
  - Happy Hearts Daycare – 1 cohort
  - Bobbi’s Daycare Before and After School Program – 1 cohort
  - Timothy Christian Before and After School Program- 1 cohort
- [2 School\(s\) reporting dismissed cohorts\(s\)](#) – not outbreak status
  - Georgian Bay Community School – 1 cohort
  - Timothy Christian School - 1 cohort

**Vaccine – for detailed information please visit [Website and Dashboard](#)**

- Data to be updated on Monday December 6, 2021
- 252,794 Total Doses of COVID-19 vaccine administered in Grey and Bruce
- 4,560 Doses given within the past week

**Future Vaccination Planning: [Vaccine Schedule](#)**

- For week of December 6, first and second dose may walk-in at all clinics. **Those 5-11 and Third dose requires an appointment at all clinics.** See Vaccine Clinics – details at [Vaccine Schedule](#) (Make sure to scroll to the proper page of the schedule)
- [COVID-19 Vaccines \(publichealthgreybruce.on.ca\)](#)
- [Getting Your COVID-19 Vaccine \(publichealthgreybruce.on.ca\)](#)
- [Youth and COVID-19 Vaccines \(publichealthgreybruce.on.ca\)](#)

**Actions Taken In the Past 24 Hours:**

- GBHU COVID-19 Team continue with case and contact management, reporting, and responding to COVID-19 related calls. Contact tracing exceeds provincial targets with 100% of all cases contacted within 24 hours
- GBHU Team continue to ensure essential public health activities not related to COVID-19

Provincial COVID-19 Data - <https://covid-19.ontario.ca/data>

- [Provincial Testing Data](#)
- [Provincial Hospitalization Data](#)
- [Provincial Likely Source of Infection Data](#)
- [Raw Data to Download - Provincial](#)

**Media Relations**

Media inquiries should be directed to [Communications@publichealthgreybruce.on.ca](mailto:Communications@publichealthgreybruce.on.ca) 519-376-9420 or 1-800-263-3456 ext. 3940

**Vaccine Data Overview not available on holidays and weekends. Will be updated on Monday December 6, 2021**

**Resolved and Active Case by Municipality data not available on holidays and weekends. Will be updated Monday December 6, 2021**



# Situation Report #627 COVID-19

Grey Bruce Health Unit | Incident Management System

December 4, 2021

**Current Situation:** [A Plan to Safely Reopen Ontario](#), [Public Health Measures](#), [COVID-19 Vaccines for Grey Bruce](#), [COVID-19 Vaccine for Ontario](#)

**Follow the 3 W's – Wash hands frequently, Watch distance (ideally 6ft), and Wear face covering correctly, and the 2 A's – Avoid Crowds and Arrange for outdoor activities instead of indoors whenever possible.**

**GET YOUR VACCINE – [SEE THE SCHEDULE](#)**

**Case counts and vaccine data is taken from GBHU Epidemiological Reports as of 23:59 hrs, December 3, 2021:**

**All data is preliminary and subject to change. Future situation reports will be updated accordingly.**

- 12 new cases reported in past 24 hours in Grey Bruce: 3 – South Bruce Peninsula; 2 – Arran Elderslie; 1 – Blue Mountains; 1 – Chatsworth; 1 – Kincardine; 1 – Meaford; 1 – Owen Sound; 1 – Saugeen Shores; 1 - Southgate
- 2573 confirmed cases
- 58 active cases
- 259 active high-risk contacts
- 2488 resolved cases
- 2 confirmed local active cases hospitalized in Grey Bruce due to COVID-19
  - 0 confirmed case from Grey Bruce is hospitalized outside of Grey Bruce due to COVID-19
- 15 deaths in Grey Bruce
  - +1 death related to a Grey Bruce resident that acquired the infection and was treated outside of Grey Bruce
  - +7 deaths related to Grey Bruce residents that acquired the infection in Grey Bruce however passed away outside of Grey Bruce
  - Local and Provincial data may not align as cases with unconfirmed cause of death are not included above but are included in the Provincial data.
- 124 cases reported in health care workers; reports health care workers living in Grey Bruce and working both in and outside Grey Bruce

## Active Outbreaks:

- 0 Facility(ies) in COVID-19 outbreak. Reported in [Hospitals](#)
- 0 Facility(ies) in COVID-19 outbreak. Reported in [Long-Term Care/Retirement Homes](#)
- 1 Facility(ies) in COVID-19 outbreak. Reported in [Schools](#)
  - 3 – Cohort(s) – Holland Chatsworth Central School
- 0 Facility(ies) in COVID-19 outbreak. Reported in [Childcare Centres](#)

## Dismissed Cohort(s) – based on 1 case (probable or confirmed) - (more than 1 confirmed case triggers outbreak – see above)

- [2 Childcare Facility\(ies\) reporting dismissed cohort\(s\)](#)
  - Happy Hearts Daycare – 1 dismissed cohort
  - Bobbi’s Daycare Before and After school program – 1 cohort
- [3 School\(s\) reporting dismissed cohorts\(s\)](#) – not outbreak status
  - St. Anthony’s – 2 cohorts
  - Holland Chatsworth – 3 cohorts remains dismissed
  - Georgian Bay Community School – 1 cohort

## Vaccine – for detailed information please visit [Website and Dashboard](#)

- Data to be updated on Monday December 6, 2021
- 252,794 Total Doses of COVID-19 vaccine administered in Grey and Bruce
- 4,560 Doses given within the past week

## Future Vaccination Planning: [Vaccine Schedule](#)

- For week of December 6, first and second dose may walk-in at all clinics. **Those 5-11 and Third dose requires an appointment at all clinics.** See Vaccine Clinics – details at [Vaccine Schedule](#) (Make sure to scroll to the proper page of the schedule)
- [COVID-19 Vaccines \(publichealthgreybruce.on.ca\)](#)
- [Getting Your COVID-19 Vaccine \(publichealthgreybruce.on.ca\)](#)
- [Youth and COVID-19 Vaccines \(publichealthgreybruce.on.ca\)](#)

## Actions Taken In the Past 24 Hours:

- Public Alert - [Community Outbreak Declared Related to Field Party Near Holstein – Public Alert](#)
- GBHU COVID-19 Team continue with case and contact management, reporting, and responding to COVID-19 related calls. Contact tracing exceeds provincial targets with 100% of all cases contacted within 24 hours
- GBHU Team continue to ensure essential public health activities not related to COVID-19

Provincial COVID-19 Data - <https://covid-19.ontario.ca/data>

- [Provincial Testing Data](#)
- [Provincial Hospitalization Data](#)
- [Provincial Likely Source of Infection Data](#)
- [Raw Data to Download - Provincial](#)

## Media Relations

Media inquiries should be directed to [Communications@publichealthgreybruce.on.ca](mailto:Communications@publichealthgreybruce.on.ca) 519-376-9420 or 1-800-263-3456 ext. 3940

**Vaccine Data Overview not available on holidays and weekends. Will be updated on Monday December 6, 2021**



**Resolved and Active Case by Municipality data not available on holidays and weekends. Will be updated Monday December 6, 2021**



# Situation Report #626 COVID-19

Grey Bruce Health Unit | Incident Management System

December 3, 2021

**Current Situation:** [A Plan to Safely Reopen Ontario](#), [Public Health Measures](#), [COVID-19 Vaccines for Grey Bruce](#), [COVID-19 Vaccine for Ontario](#)

**Follow the 3 W's – Wash hands frequently, Watch distance (ideally 6ft), and Wear face covering correctly, and the 2 A's – Avoid Crowds and Arrange for outdoor activities instead of indoors whenever possible.**

**GET YOUR VACCINE – [SEE THE SCHEDULE](#)**

**Case counts and vaccine data is taken from GBHU Epidemiological Reports as of 23:59 hrs, December 2, 2021:**

**All data is preliminary and subject to change. Future situation reports will be updated accordingly.**

- 8 new cases reported in past 24 hours in Grey Bruce: 4 – Kincardine, 1 – Grey Highlands, 1 – Owen Sound, 1 – South Bruce Peninsula, 1 - Southgate
- 2559 confirmed cases
- 54 active cases
- 243 active high-risk contacts
- 2478 resolved cases
- 2 confirmed local active cases hospitalized in Grey Bruce due to COVID-19
  - 0 confirmed case from Grey Bruce is hospitalized outside of Grey Bruce due to COVID-19
- 15 deaths in Grey Bruce
  - +1 death related to a Grey Bruce resident that acquired the infection and was treated outside of Grey Bruce
  - +7 deaths related to Grey Bruce residents that acquired the infection in Grey Bruce however passed away outside of Grey Bruce
  - Local and Provincial data may not align as cases with unconfirmed cause of death are not included above but are included in the Provincial data.
- 123 cases reported in health care workers; reports health care workers living in Grey Bruce and working both in and outside Grey Bruce

## **Active Outbreaks:**

- 0 Facility(ies) in COVID-19 outbreak. Reported in [Hospitals](#)
- 0 Facility(ies) in COVID-19 outbreak. Reported in [Long-Term Care/Retirement Homes](#)
- 1 Facility(ies) in COVID-19 outbreak. Reported in [Schools](#)
  - 5 – Cohort(s) – Holland Chatsworth Central School
- 0 Facility(ies) in COVID-19 outbreak. Reported in [Childcare Centres](#)

**Dismissed Cohort(s) – based on 1 case (probable or confirmed) - (more than 1 confirmed case triggers outbreak – see above)**

- [0 Childcare Facility\(ies\) reporting dismissed cohort\(s\)](#)
- [2 School\(s\) reporting dismissed cohorts\(s\)](#) – not outbreak status
  - Grey Highlands – 1 cohort
  - St. Anthony's – 2 cohorts

### **Vaccine – for detailed information please visit [Website and Dashboard](#)**

- 252,794 Total Doses of COVID-19 vaccine administered in Grey and Bruce
- 4,560 Doses given within the past week

### **Future Vaccination Planning: [Vaccine Schedule](#)**

- For week of November 29<sup>nd</sup>, first and second dose may walk-in at all clinics. **Those 5-11 and Third dose requires an appointment at all clinics.** See Vaccine Clinics – details at [Vaccine Schedule](#) (Make sure to scroll to the proper page of the schedule)
- [COVID-19 Vaccines \(publichealthgreybruce.on.ca\)](#)
- [Getting Your COVID-19 Vaccine \(publichealthgreybruce.on.ca\)](#)
- [Youth and COVID-19 Vaccines \(publichealthgreybruce.on.ca\)](#)

### **Actions Taken In the Past 24 Hours:**

- Media Release – [First Week of 5-11 COVID-19 Vaccine Clinics a Success](#)
- Media Release – [Chapman's Support to COVID-19 Response in Grey Bruce](#)
- Media Release – [Ontario Detects the Omicron Variant of COVID-19 - Enhanced Vaccination Eligibility and Public Health Strategies](#)
- GBHU COVID-19 Team continue with case and contact management, reporting, and responding to COVID-19 related calls. Contact tracing exceeds provincial targets with 100% of all cases contacted within 24 hours
- GBHU Team continue to ensure essential public health activities not related to COVID-19

Provincial COVID-19 Data - <https://covid-19.ontario.ca/data>

- [Provincial Testing Data](#)
- [Provincial Hospitalization Data](#)
- [Provincial Likely Source of Infection Data](#)
- [Raw Data to Download - Provincial](#)

### **Media Relations**

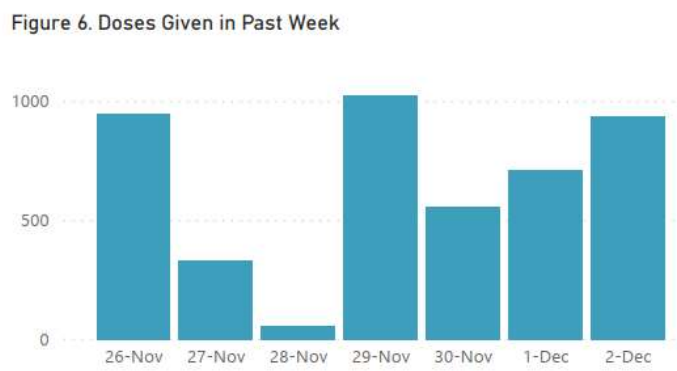
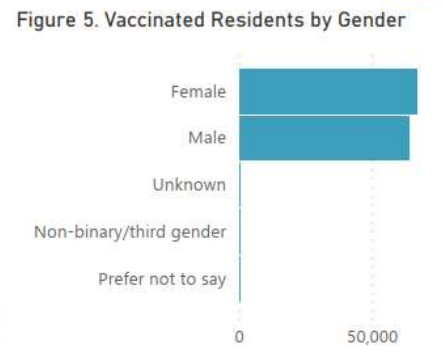
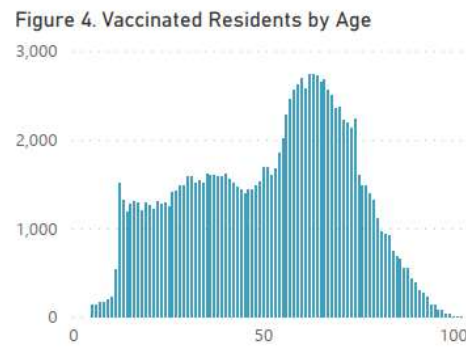
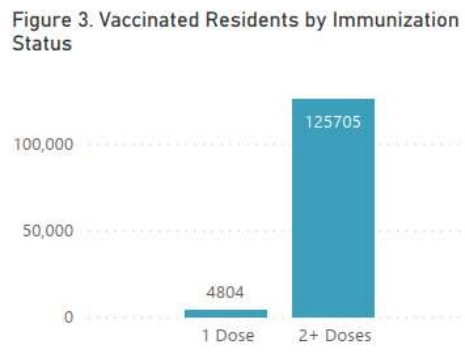
Media inquiries should be directed to [Communications@publichealthgreybruce.on.ca](mailto:Communications@publichealthgreybruce.on.ca) 519-376-9420 or 1-800-263-3456 ext. 3940

# Vaccine Data Overview

Please note – Based on direction from the Ministry of Health, all health units in Ontario are updating the method of reporting on vaccine coverage by using the New Census 2020 Data for total population and age group population estimates. This may result in an increase/decrease in the reported percentage of vaccine coverage for the total population and age groups.



## GREY BRUCE COVID-19 VACCINATION OVERVIEW



Data notes: Figures 1, 2, 6, and 7 represent COVID-19 vaccines administered in the Grey Bruce Health Region, both by the Grey Bruce Health Unit and participating partner organizations. These figures include all doses administered in Grey Bruce, regardless of whether they were given to Grey Bruce residents. These include first, second and any subsequent doses, and do not represent a unique count of individuals. Figures 3, 4, and 5 represent residents of Grey Bruce, who have received one or more doses of a COVID-19 vaccine, regardless of where the vaccine was received. Data source: data extracted from COVax-ON via IntelliHEALTH.

Data last refreshed December 3, 2021. Data are refreshed daily on weekdays and are current up to 11:59 PM on the previous day.

# GREY BRUCE COVID-19 VACCINATION COVERAGE



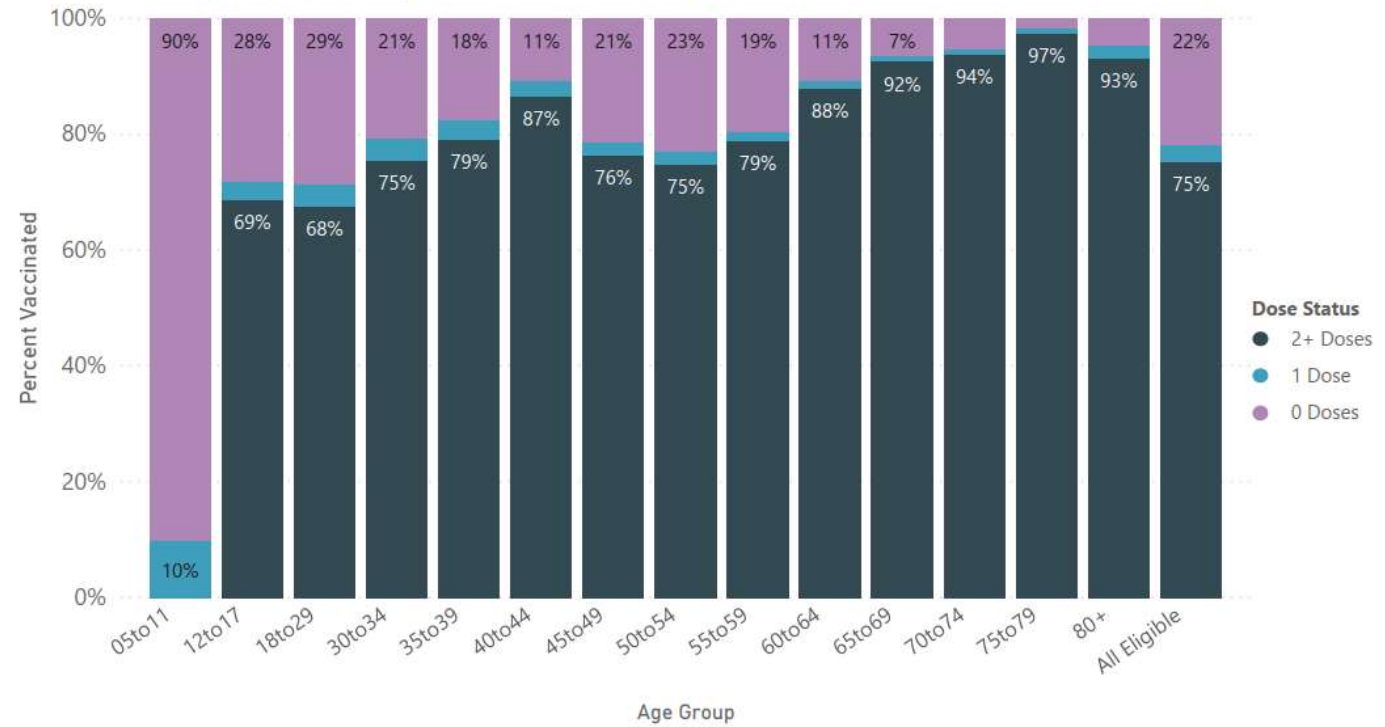
**% Eligible Population (5+) with At Least 1 Dose**  
**78.1%**

**% Eligible Population (5+) with At Least 2 Doses**  
**75.2%**

**% Total Population with At Least 1 Dose**  
**74.1%**

**% Total Population with At Least 2 Doses**  
**71.4%**

Vaccine Coverage by Age Group and Number of Doses Received

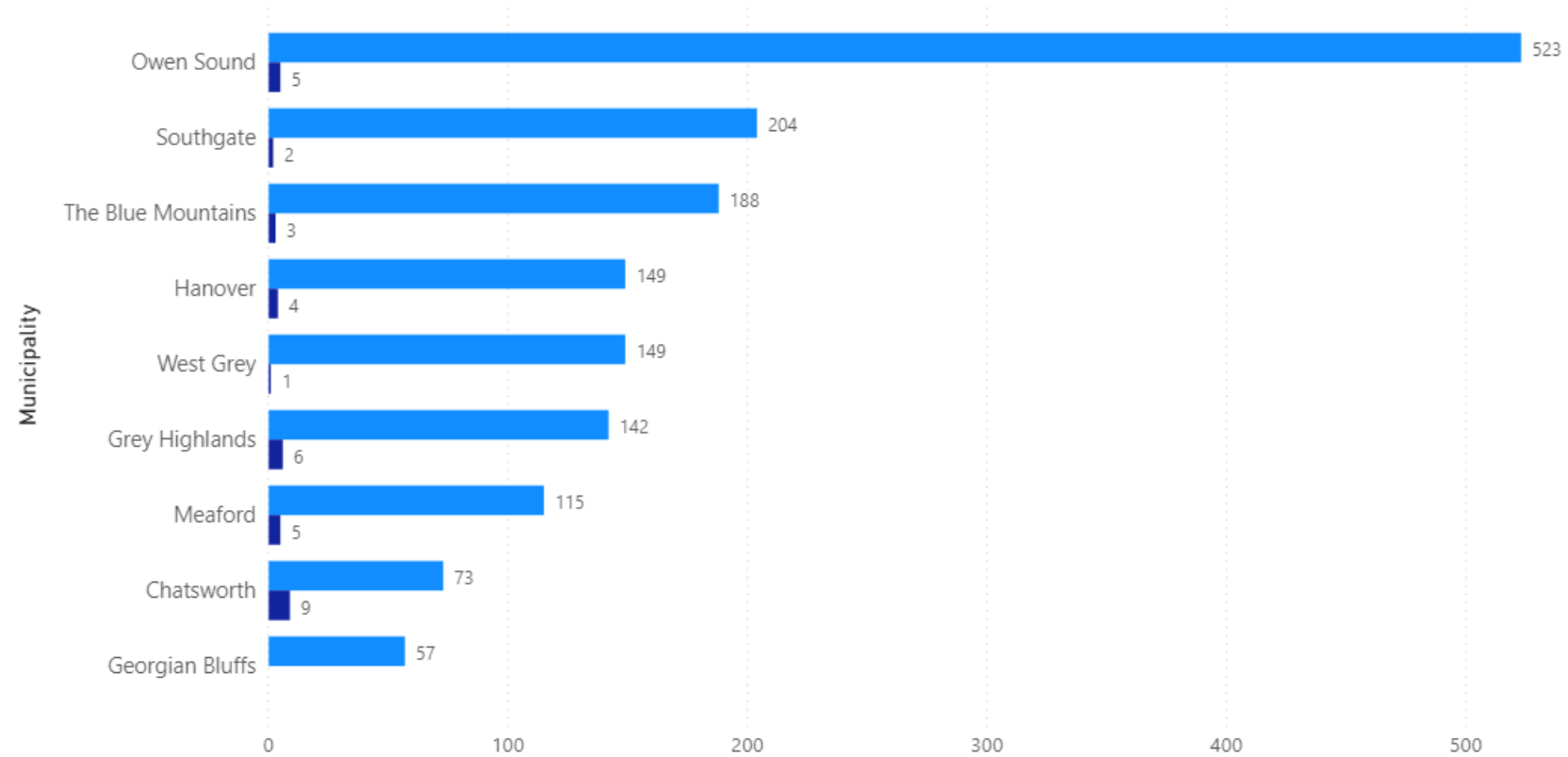


Data notes: Population coverage estimates represent residents of Grey Bruce who have received one or more doses of a COVID-19 vaccine, regardless of where the vaccine was received.  
 Data source: Number of vaccinated clients extracted from COVax-ON via IntelliHEALTH. Population estimates: Statistics Canada for 2020, Ontario Ministry of Finance Population Projections by Census Division.  
 Note that labels in the figure 'Vaccine Coverage by Age Group and Number of Doses Received' may not be visible if the percentage is small.  
 Data last refreshed December 3, 2021. Data are refreshed daily on weekdays and are current up to 11:59 PM on the previous day.

# Resolved and Active Cases by Municipality

Grey County

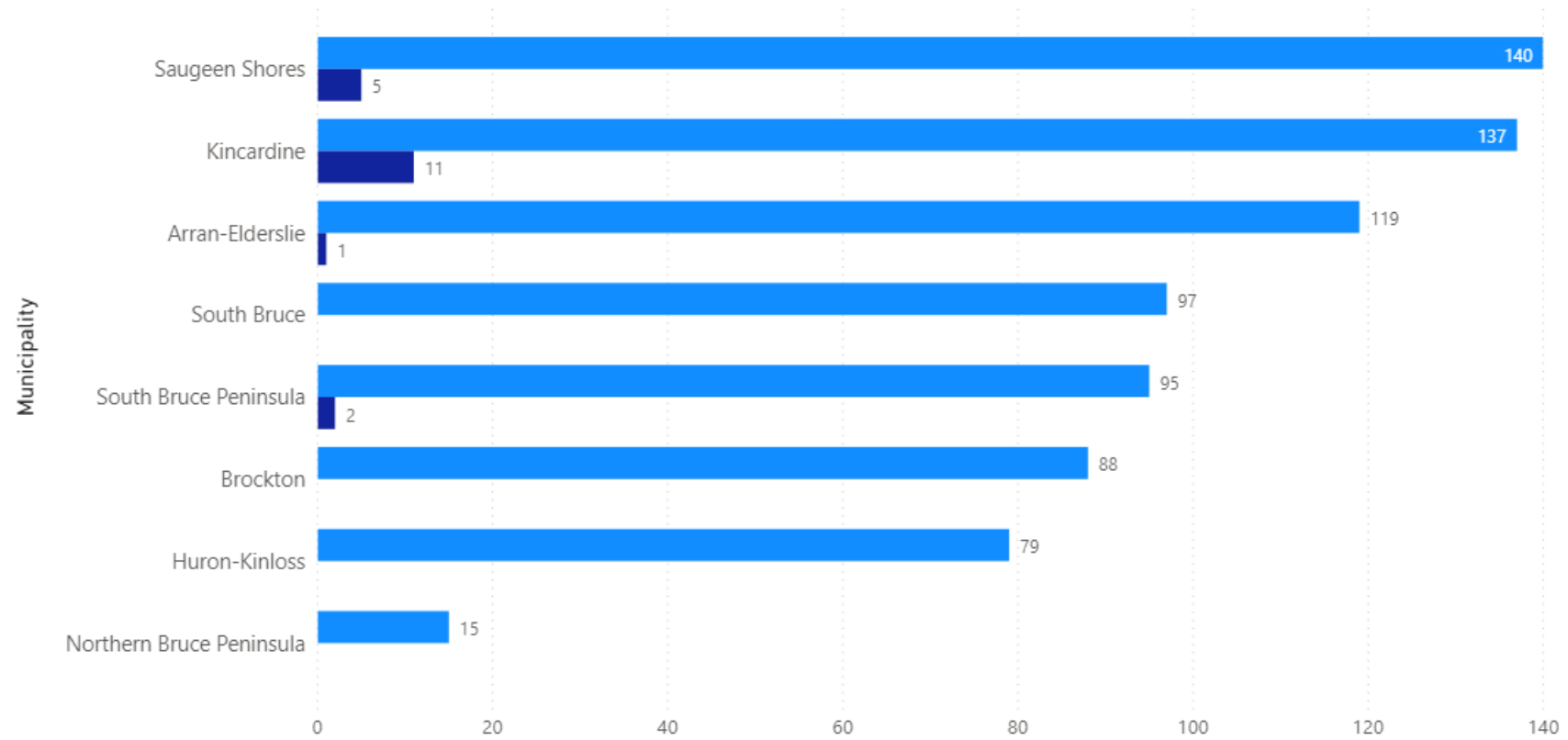
● Resolved Count ● Active Count



# Resolved and Active Cases by Municipality

Bruce County

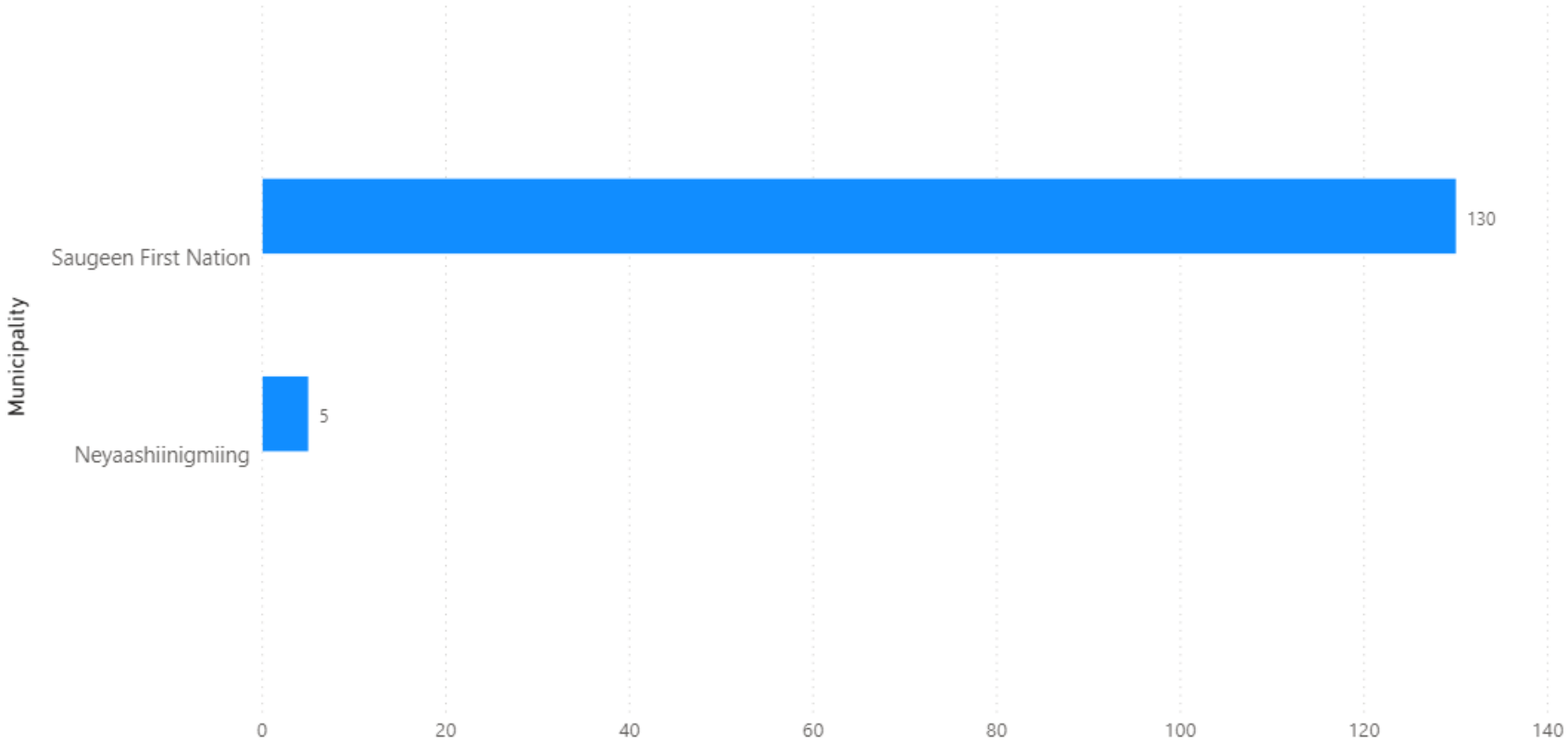
● Resolved Count ● Active Count



# Resolved and Active Cases by Municipality

First Nation Communities

● Resolved Count ● Active Count







# Situation Report #625 COVID-19

Grey Bruce Health Unit | Incident Management System

December 2, 2021

**Current Situation:** [A Plan to Safely Reopen Ontario](#), [Public Health Measures](#), [COVID-19 Vaccines for Grey Bruce](#), [COVID-19 Vaccine for Ontario](#)

**Follow the 3 W's – Wash hands frequently, Watch distance (ideally 6ft), and Wear face covering correctly, and the 2 A's – Avoid Crowds and Arrange for outdoor activities instead of indoors whenever possible.**

**GET YOUR VACCINE – [SEE THE SCHEDULE](#)**

**Case counts and vaccine data is taken from GBHU Epidemiological Reports as of 23:59 hrs, December 1, 2021:**

**All data is preliminary and subject to change. Future situation reports will be updated accordingly.**

- 9 new cases reported in past 24 hours in Grey Bruce: 3 – Chatsworth, 2 – The Blue Mountains, 1 – Hanover, 1 – Kincardine, 1 – Meaford, 1 - Southgate
- 2550 confirmed cases
- 48 active cases
- 246 active high-risk contacts
- 2475 resolved cases
- 2 confirmed local active cases hospitalized in Grey Bruce due to COVID-19
  - 0 confirmed case from Grey Bruce is hospitalized outside of Grey Bruce due to COVID-19
- 15 deaths in Grey Bruce
  - +1 death related to a Grey Bruce resident that acquired the infection and was treated outside of Grey Bruce
  - +7 deaths related to Grey Bruce residents that acquired the infection in Grey Bruce however passed away outside of Grey Bruce
  - Local and Provincial data may not align as cases with unconfirmed cause of death are not included above but are included in the Provincial data.
- 123 cases reported in health care workers; reports health care workers living in Grey Bruce and working both in and outside Grey Bruce

## Active Outbreaks:

- 0 Facility(ies) in COVID-19 outbreak. Reported in [Hospitals](#)
- 0 Facility(ies) in COVID-19 outbreak. Reported in [Long-Term Care/Retirement Homes](#)
- 1 Facility(ies) in COVID-19 outbreak. Reported in [Schools](#)
  - 5 – Cohort(s) – Holland Chatsworth Central School
- 0 Facility(ies) in COVID-19 outbreak. Reported in [Childcare Centres](#)

## Dismissed Cohort(s) – based on 1 case (probable or confirmed) - (more than 1 confirmed case triggers outbreak – see above)

- [0 Childcare Facility\(ies\) reporting dismissed cohort\(s\)](#)
- [2 School\(s\) reporting dismissed cohorts\(s\)](#) – not outbreak status
  - Grey Highlands – 1 cohort
  - St. Anthony's – 2 cohorts

## Vaccine – for detailed information please visit [Website and Dashboard](#)

- 251,844 Total Doses of COVID-19 vaccine administered in Grey and Bruce
- 3,952 Doses given within the past week

## Future Vaccination Planning: [Vaccine Schedule](#)

- For week of November 29<sup>nd</sup>, first and second dose may walk-in at all clinics. **Those 5-11 and Third dose requires an appointment at all clinics.** See Vaccine Clinics – details at [Vaccine Schedule](#) (Make sure to scroll to the proper page of the schedule)
- [COVID-19 Vaccines \(publichealthgreybruce.on.ca\)](#)
- [Getting Your COVID-19 Vaccine \(publichealthgreybruce.on.ca\)](#)
- [Youth and COVID-19 Vaccines \(publichealthgreybruce.on.ca\)](#)

## Actions Taken In the Past 24 Hours:

- GBHU COVID-19 Team continue with case and contact management, reporting, and responding to COVID-19 related calls. Contact tracing exceeds provincial targets with 100% of all cases contacted within 24 hours
- GBHU Team continue to ensure essential public health activities not related to COVID-19

Provincial COVID-19 Data - <https://covid-19.ontario.ca/data>

- [Provincial Testing Data](#)
- [Provincial Hospitalization Data](#)
- [Provincial Likely Source of Infection Data](#)
- [Raw Data to Download - Provincial](#)

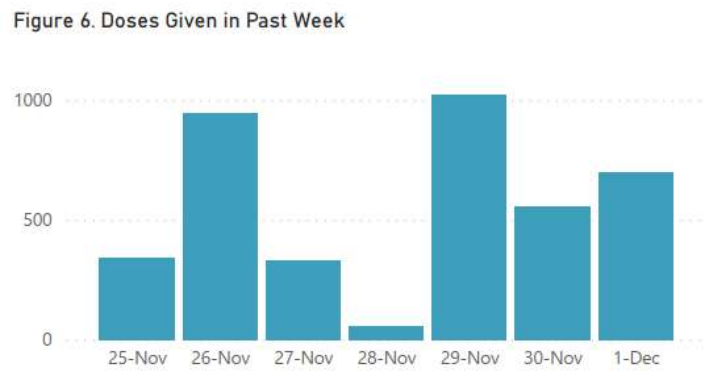
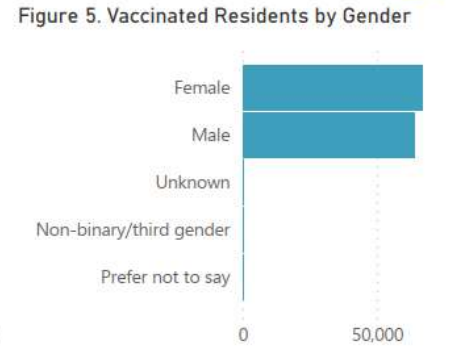
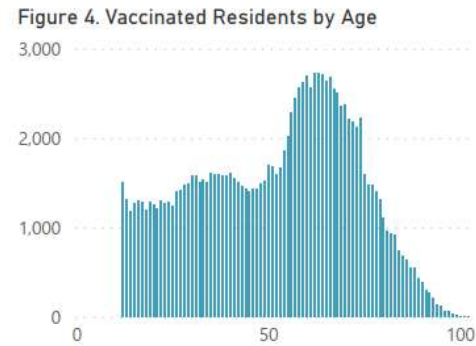
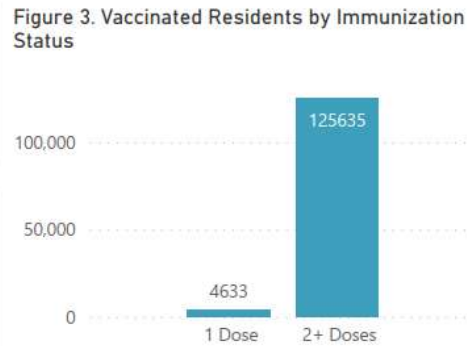
## Media Relations

Media inquiries should be directed to [Communications@publichealthgreybruce.on.ca](mailto:Communications@publichealthgreybruce.on.ca) 519-376-9420 or 1-800-263-3456 ext. 3940

# Vaccine Data Overview



## GREY BRUCE COVID-19 VACCINATION OVERVIEW



Data notes: Figures 1, 2, 6, and 7 represent COVID-19 vaccines administered in the Grey Bruce Health Region, both by the Grey Bruce Health Unit and participating partner organizations. These figures include all doses administered in Grey Bruce, regardless of whether they were given to Grey Bruce residents. These include first, second and any subsequent doses, and do not represent a unique count of individuals. Figures 3, 4, and 5 represent residents of Grey Bruce, who have received one or more doses of a COVID-19 vaccine, regardless of where the vaccine was received. Data source: data extracted from COVax-ON via IntelliHEALTH.

Data last refreshed December 2, 2021. Data are refreshed daily on weekdays and are current up to 11:59 PM on the previous day.

# GREY BRUCE COVID-19 VACCINATION COVERAGE



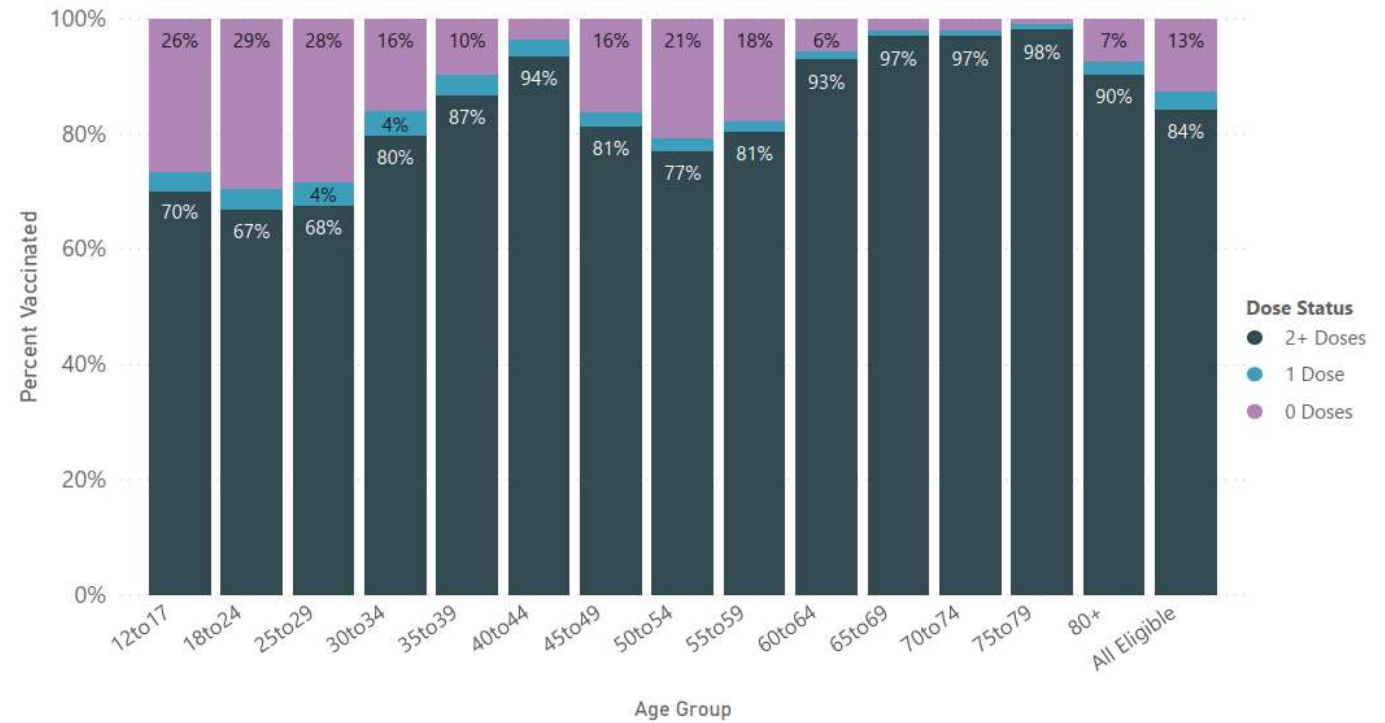
**% Eligible Population (12+) with At Least 1 Dose**  
**87.4%**

**% Eligible Population (12+) with At Least 2 Doses**  
**84.3%**

**% Total Population with At Least 1 Dose**  
**76.7%**

**% Total Population with At Least 2 Doses**  
**74.0%**

Vaccine Coverage by Age Group and Number of Doses Received

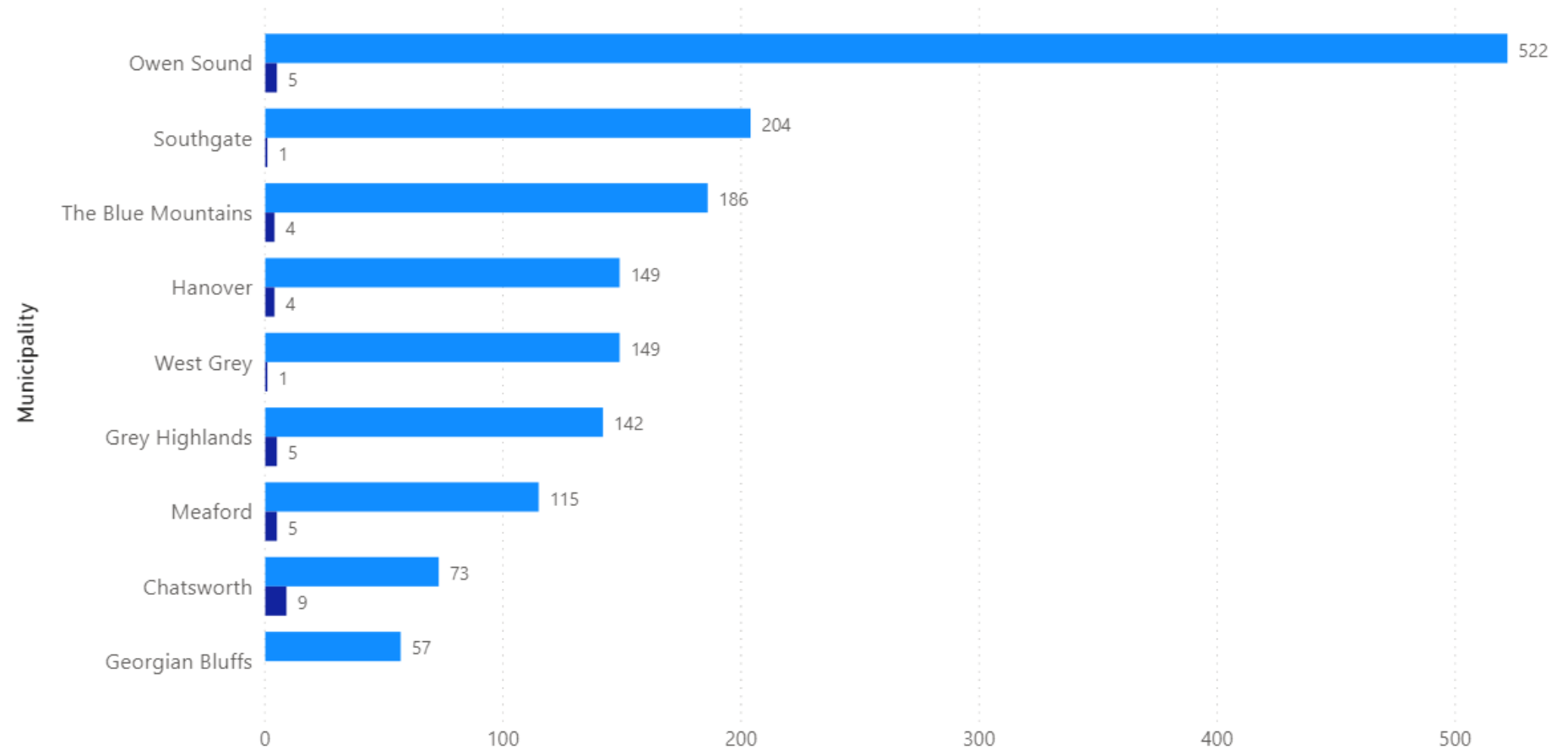


Data notes: Population coverage estimates represent residents of Grey Bruce who have received one or more doses of a COVID-19 vaccine, regardless of where the vaccine was received.  
 Data source: Number of vaccinated clients extracted from COVax-ON via IntelliHEALTH. Population estimates: Ministry of Finance Population Projections by County from CY2015 - CY2041, based on the CY2017 Census  
 Note that labels in the figure 'Vaccine Coverage by Age Group and Number of Doses Received' may not be visible if the percentage is small.  
 Data last refreshed December 2, 2021. Data are refreshed daily on weekdays and are current up to 11:59 PM on the previous day.

# Resolved and Active Cases by Municipality

Grey County

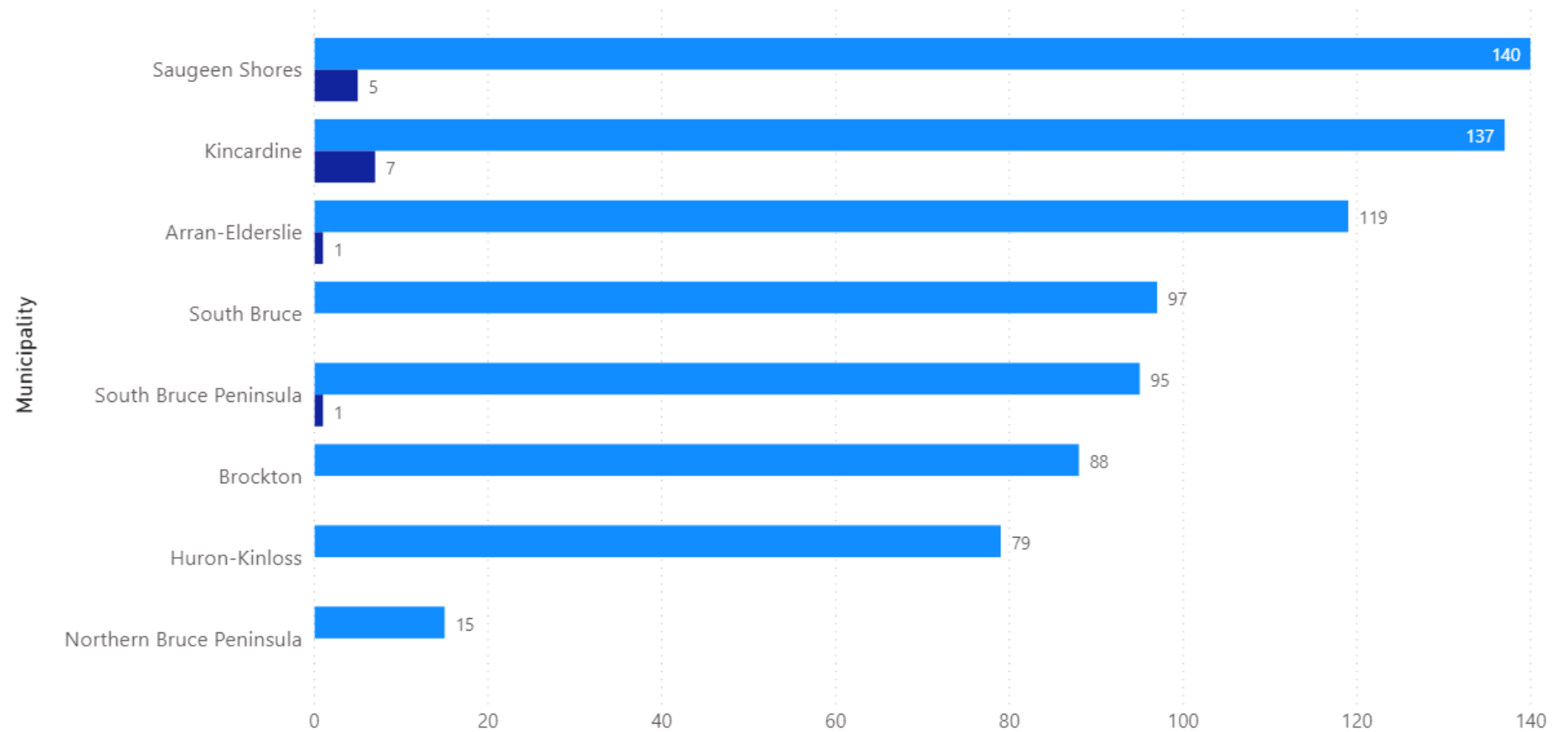
● Resolved Count ● Active Count



# Resolved and Active Cases by Municipality

Bruce County

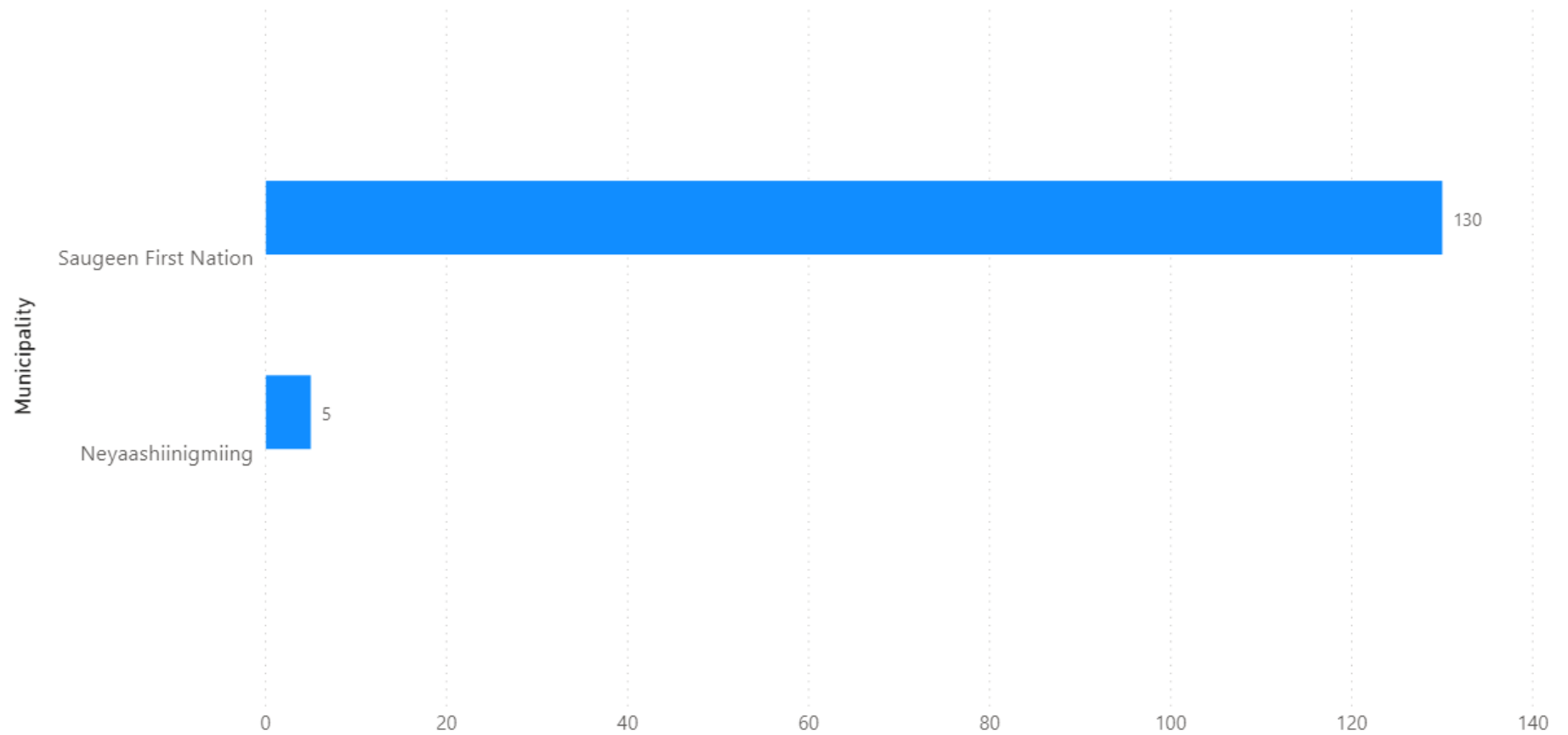
● Resolved Count ● Active Count



# Resolved and Active Cases by Municipality

First Nation Communities

● Resolved Count ● Active Count





# Situation Report #624 COVID-19

Grey Bruce Health Unit | Incident Management System

December 1, 2021

**Current Situation:** [A Plan to Safely Reopen Ontario](#), [Public Health Measures](#), [COVID-19 Vaccines for Grey Bruce](#), [COVID-19 Vaccine for Ontario](#)

**Follow the 3 W's – Wash hands frequently, Watch distance (ideally 6ft), and Wear face covering correctly, and the 2 A's – Avoid Crowds and Arrange for outdoor activities instead of indoors whenever possible.**

**GET YOUR VACCINE – [SEE THE SCHEDULE](#)**

**Case counts and vaccine data is taken from GBHU Epidemiological Reports as of 23:59 hrs, November 30, 2021:**

**All data is preliminary and subject to change. Future situation reports will be updated accordingly.**

- 4 new cases reported in past 24 hours in Grey Bruce: 1 – Kincardine, 1 – Owen Sound, 1 – Saugeen Shores, 1 – The Blue Mountains
- 2541 confirmed cases
- 45 active cases
- 250 active high-risk contacts
- 2469 resolved cases
- 2 confirmed local active cases hospitalized in Grey Bruce due to COVID-19
  - 0 confirmed case from Grey Bruce is hospitalized outside of Grey Bruce due to COVID-19
- 15 deaths in Grey Bruce
  - +1 death related to a Grey Bruce resident that acquired the infection and was treated outside of Grey Bruce
  - +7 deaths related to Grey Bruce residents that acquired the infection in Grey Bruce however passed away outside of Grey Bruce
  - Local and Provincial data may not align as cases with unconfirmed cause of death are not included above but are included in the Provincial data.
- 123 cases reported in health care workers; reports health care workers living in Grey Bruce and working both in and outside Grey Bruce

## **Active Outbreaks:**

- 0 Facility(ies) in COVID-19 outbreak. Reported in [Hospitals](#)
- 0 Facility(ies) in COVID-19 outbreak. Reported in [Long-Term Care/Retirement Homes](#)
- 1 Facility(ies) in COVID-19 outbreak. Reported in [Schools](#)
  - 4 – Cohort(s) – Holland Chatsworth Central School
- 0 Facility(ies) in COVID-19 outbreak. Reported in [Childcare Centres](#)

**Dismissed Cohort(s) – based on 1 case (probable or confirmed) - (more than 1 confirmed case triggers outbreak – see above)**



- [0 Childcare Facility\(ies\) reporting dismissed cohort\(s\)](#)
- [3 School\(s\) reporting dismissed cohorts\(s\)](#) – not outbreak status
  - Grey Highlands – 1 remaining cohort
  - St. Anthony's – 2 cohorts

### **Vaccine – for detailed information please visit [Website and Dashboard](#)**

- 251,063 Total Doses of COVID-19 vaccine administered in Grey and Bruce
- 3,660 Doses given within the past week

### **Future Vaccination Planning: [Vaccine Schedule](#)**

- For week of November 29<sup>nd</sup>, first and second dose may walk-in at all clinics. **Those 5-11 and Third dose requires an appointment at all clinics.** See Vaccine Clinics – details at [Vaccine Schedule](#) (Make sure to scroll to the proper page of the schedule)
- [COVID-19 Vaccines \(publichealthgreybruce.on.ca\)](#)
- [Getting Your COVID-19 Vaccine \(publichealthgreybruce.on.ca\)](#)
- [Youth and COVID-19 Vaccines \(publichealthgreybruce.on.ca\)](#)

### **Actions Taken In the Past 24 Hours:**

- GBHU COVID-19 Team continue with case and contact management, reporting, and responding to COVID-19 related calls. Contact tracing exceeds provincial targets with 100% of all cases contacted within 24 hours
- GBHU Team continue to ensure essential public health activities not related to COVID-19

Provincial COVID-19 Data - <https://covid-19.ontario.ca/data>

- [Provincial Testing Data](#)
- [Provincial Hospitalization Data](#)
- [Provincial Likely Source of Infection Data](#)
- [Raw Data to Download - Provincial](#)

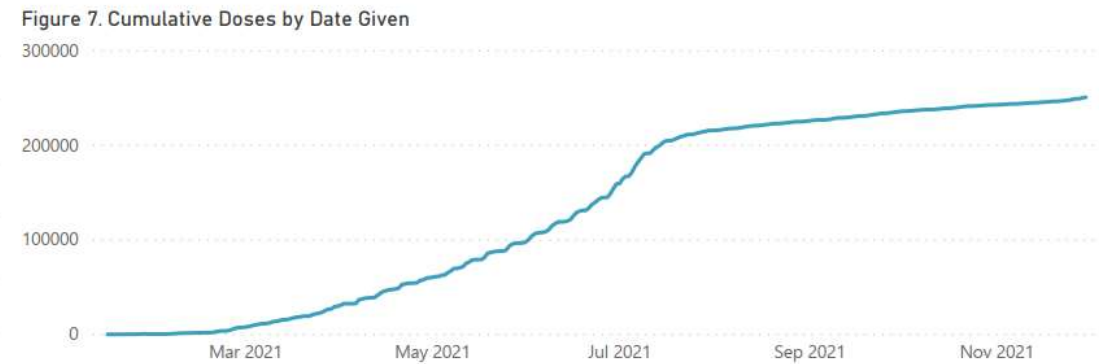
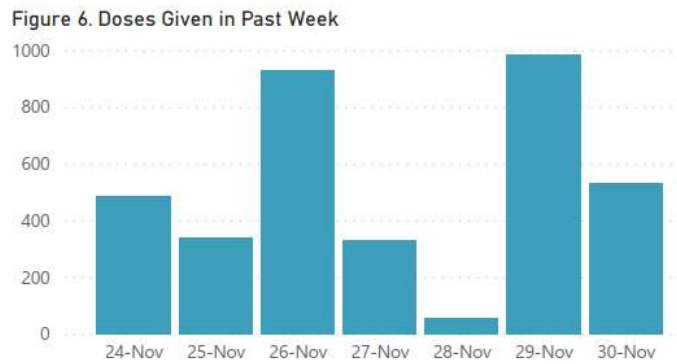
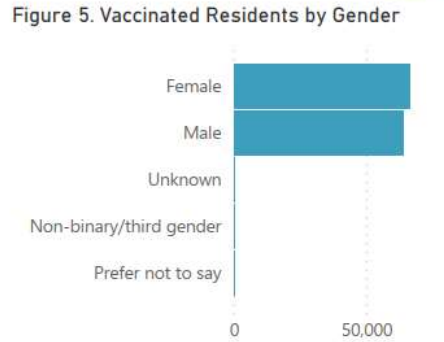
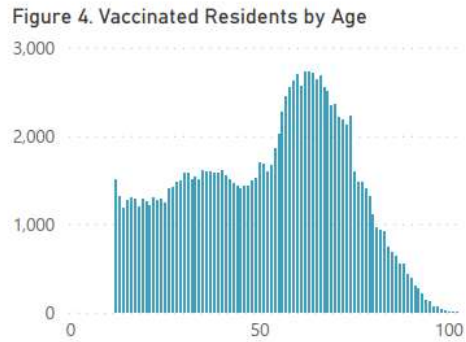
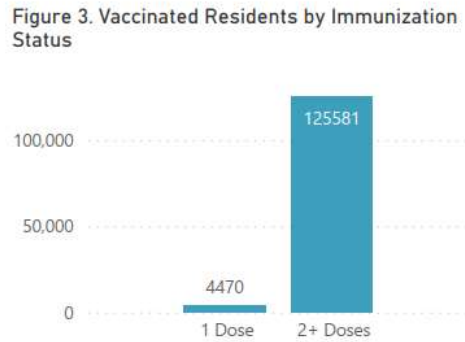
### **Media Relations**

Media inquiries should be directed to [Communications@publichealthgreybruce.on.ca](mailto:Communications@publichealthgreybruce.on.ca) 519-376-9420 or 1-800-263-3456 ext. 3940

# Vaccine Data Overview



## GREY BRUCE COVID-19 VACCINATION OVERVIEW



Data notes: Figures 1, 2, 6, and 7 represent COVID-19 vaccines administered in the Grey Bruce Health Region, both by the Grey Bruce Health Unit and participating partner organizations. These figures include all doses administered in Grey Bruce, regardless of whether they were given to Grey Bruce residents. These include first, second and any subsequent doses, and do not represent a unique count of individuals. Figures 3, 4, and 5 represent residents of Grey Bruce, who have received one or more doses of a COVID-19 vaccine, regardless of where the vaccine was received. Data source: data extracted from COVax-ON via IntelliHEALTH.

Data last refreshed December 1, 2021. Data are refreshed daily on weekdays and are current up to 11:59 PM on the previous day.

# GREY BRUCE COVID-19 VACCINATION COVERAGE



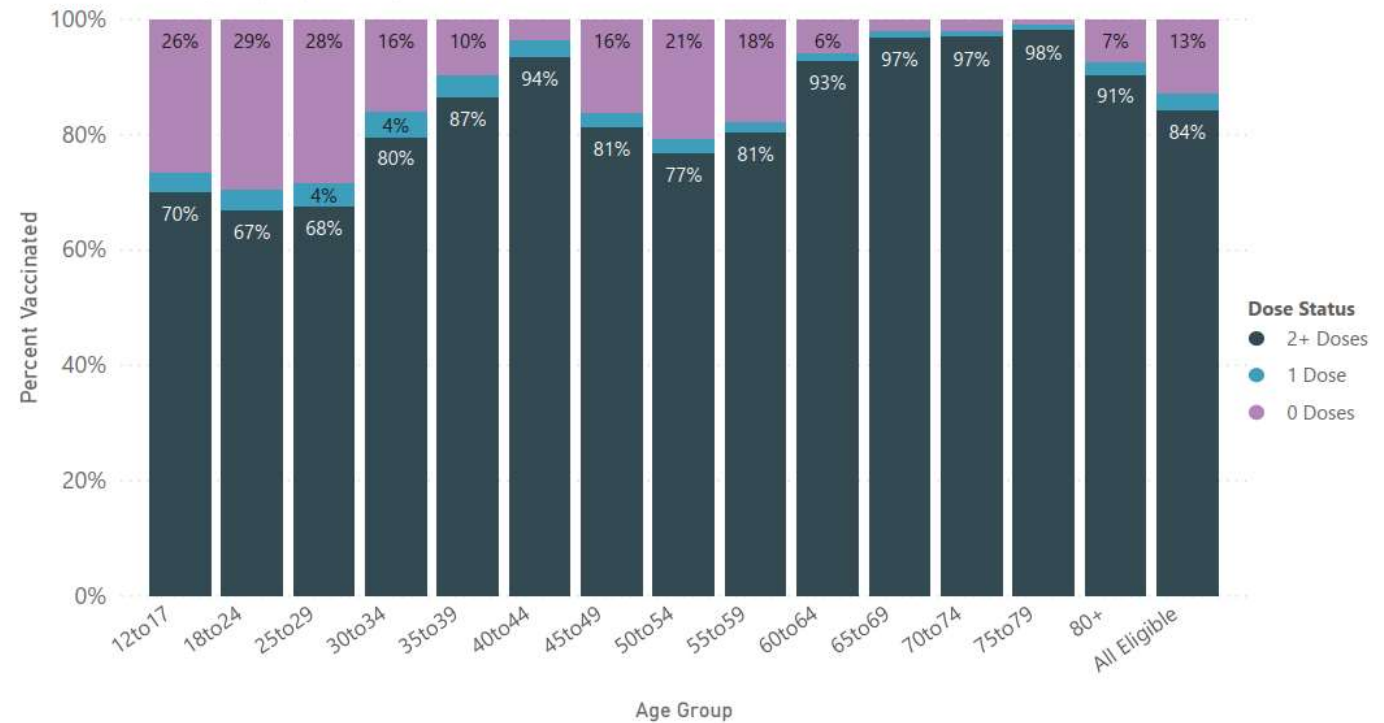
**% Eligible Population (12+) with At Least 1 Dose**  
**87.3%**

**% Eligible Population (12+) with At Least 2 Doses**  
**84.3%**

**% Total Population with At Least 1 Dose**  
**76.6%**

**% Total Population with At Least 2 Doses**  
**73.9%**

Vaccine Coverage by Age Group and Number of Doses Received

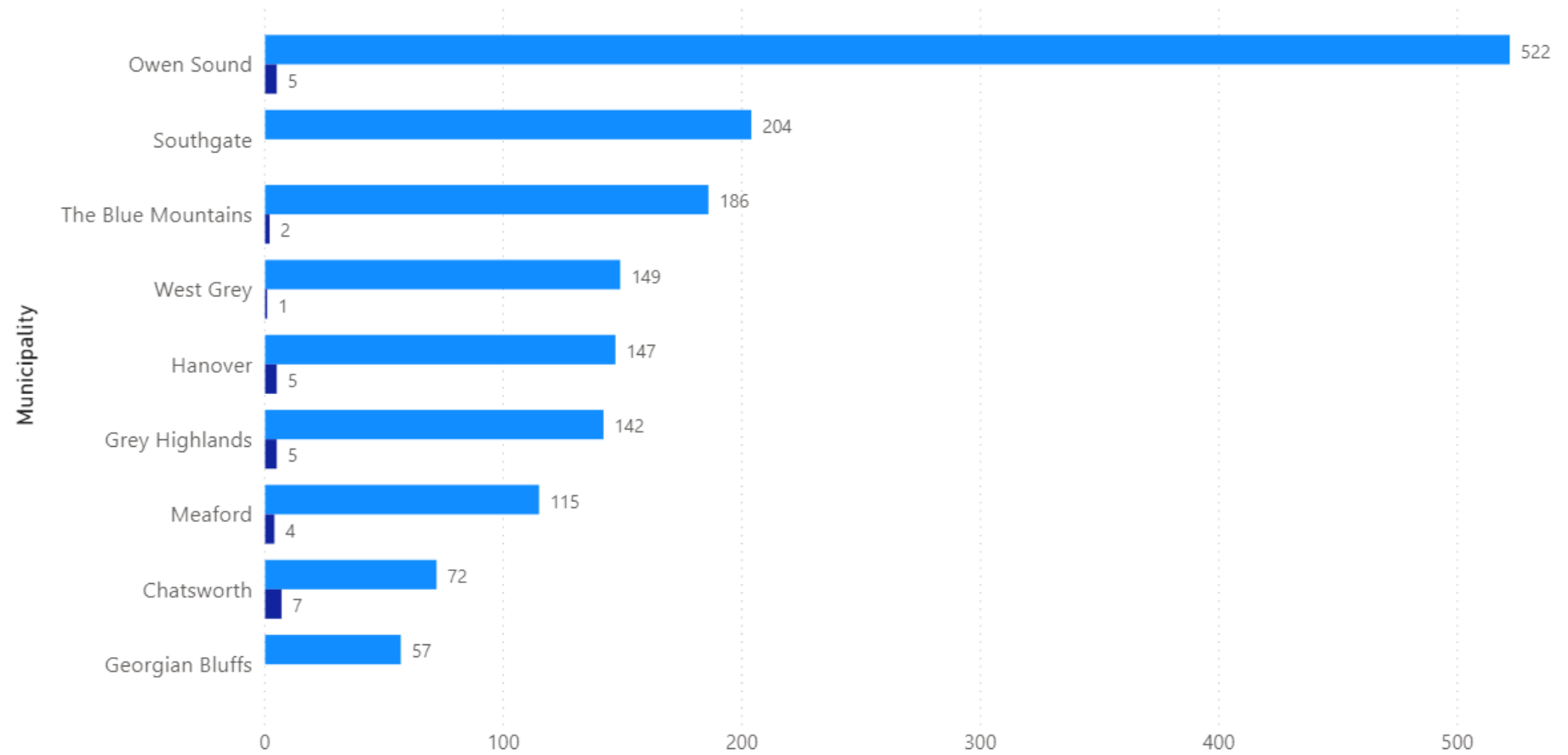


Data notes: Population coverage estimates represent residents of Grey Bruce who have received one or more doses of a COVID-19 vaccine, regardless of where the vaccine was received.  
 Data source: Number of vaccinated clients extracted from COVax-ON via IntelliHEALTH. Population estimates: Ministry of Finance Population Projections by County from CY2015 - CY2041, based on the CY2017 Census  
 Note that labels in the figure 'Vaccine Coverage by Age Group and Number of Doses Received' may not be visible if the percentage is small.  
 Data last refreshed December 1, 2021. Data are refreshed daily on weekdays and are current up to 11:59 PM on the previous day.

# Resolved and Active Cases by Municipality

Grey County

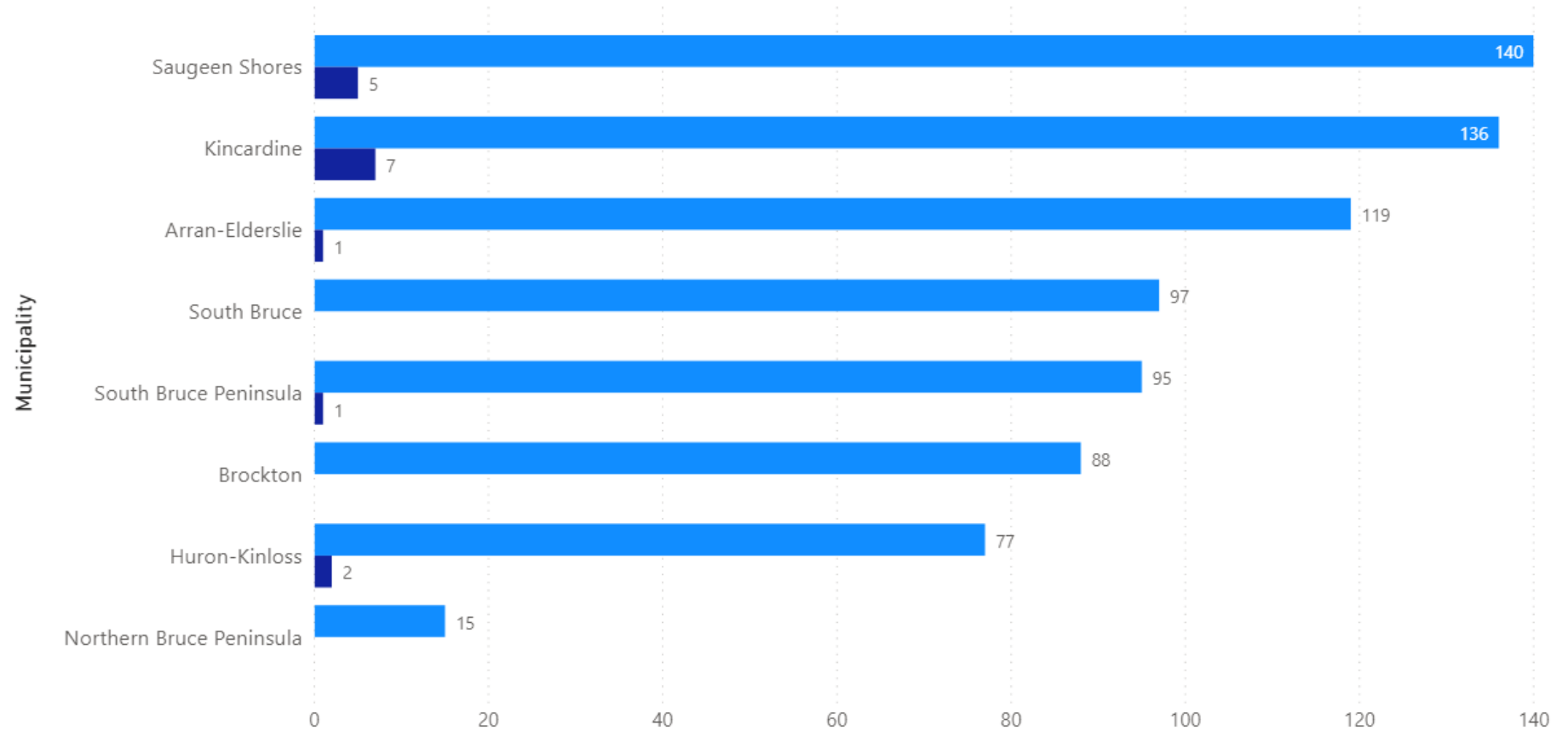
● Resolved Count ● Active Count



# Resolved and Active Cases by Municipality

Bruce County

● Resolved Count ● Active Count



# Resolved and Active Cases by Municipality

First Nation Communities

● Resolved Count ● Active Count

