



# Situation Report #727 COVID-19

Grey Bruce Health Unit | Incident Management System

March 14, 2022

**Current Situation:** [Public Health Measures](#), [COVID-19 Vaccines for Grey Bruce](#), [COVID-19 Vaccine for Ontario](#)

**Follow the 3 W's – Wash hands frequently, Watch distance (ideally 6ft), and Wear face covering correctly, and the 2 A's – Avoid Crowds and Arrange for outdoor activities instead of indoor whenever possible.**

## STAY HOME IF SICK

After today, the Grey Bruce Health Unit will no longer be issuing Situation Reports related to COVID-19.

Local COVID-19-related outbreaks will still be posted on the Grey Bruce Health Unit website, along with any other outbreaks declared in the community, as per mandate. We would like to thank the media, community leaders, partner organizations and other stakeholders who assisted us throughout the pandemic with getting information from GBHU Situation Reports to the public.

**Case counts and vaccine data is taken from GBHU Epidemiological Reports as of 23:59 hrs, March 13, 2022:**

**All data is preliminary and subject to change. Future situation reports will be updated accordingly.**

- 11 ↓ new cases reported in past 24 hours in Grey Bruce
  - Please note – New cases reported do not reflect actual caseloads in the community, however, they provide an accurate representation of the trends of transmission in the community.
- 29.1 ↑ Seven-day average of new daily cases
- 5 confirmed local active cases hospitalized in Grey Bruce due to COVID-19
  - +2 confirmed case(s) from Grey-Bruce hospitalized outside of Grey-Bruce due to COVID-19 (These numbers are reported to public health by Grey-Bruce hospitals on confirmed COVID-19 cases admitted for treatment attributed to COVID-19 infection)
- 39 deaths in Grey Bruce
  - +3 death related to a Grey Bruce resident that acquired the infection and was treated outside of Grey Bruce.
  - +10 deaths related to Grey Bruce residents that acquired the infection in Grey Bruce however passed away outside of Grey Bruce

## Active Outbreaks

- 1 Facility(ies) in COVID-19 outbreak. Reported in [Hospitals](#)
- 4 Facility(ies) in COVID-19 outbreak. Reported in [Long-Term Care/Retirement Homes](#)
- To view active outbreaks, visit: [Outbreaks \(publichealthgreybruce.on.ca\)](#)

**Vaccine – for detailed information please visit [Website and Dashboard](#)**

- 351,041 Total Doses of COVID-19 vaccine administered in Grey and Bruce

- 610 Doses given within the past week

**Future Vaccination Planning: [Vaccine Schedule](#)**

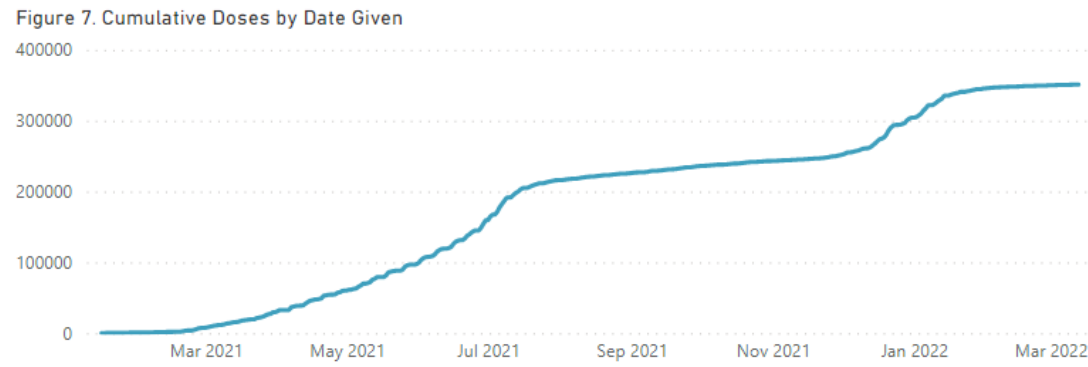
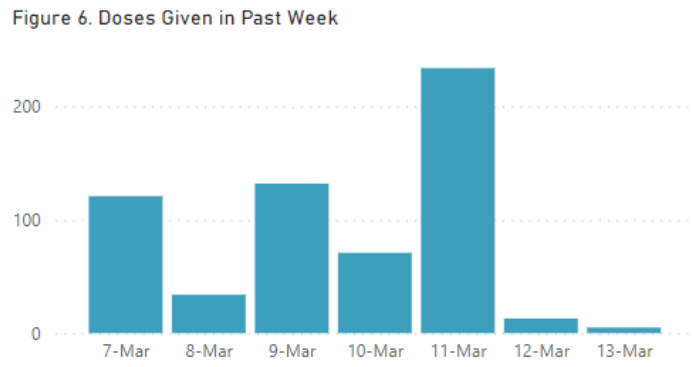
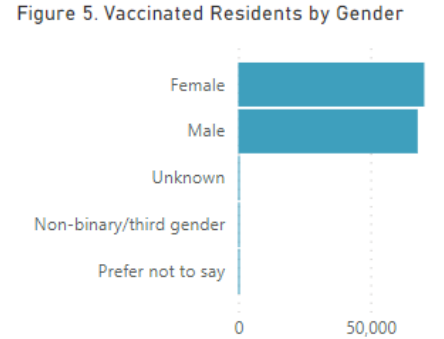
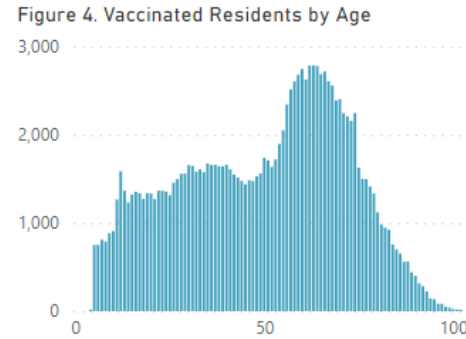
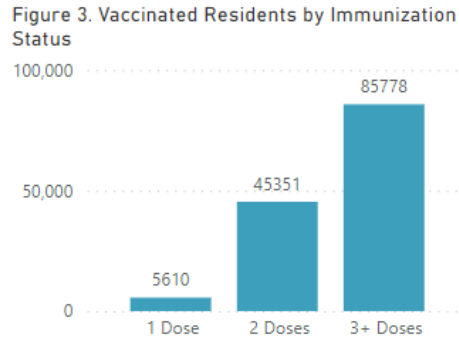
- [To find a pharmacy that is offering the vaccine, please visit COVID-19 pharmacy vaccine locations \(ontario.ca\)](#)
- [Vaccines can also be obtained from Participating Primary Care Providers.](#)

**Provincial COVID-19 Data** - <https://covid-19.ontario.ca/data>

**Media Relations**

Media inquiries should be directed to [Communications@publichealthgreybruce.on.ca](mailto:Communications@publichealthgreybruce.on.ca) 519-376-9420 or 1-800-263-3456 ext. 1315

# GREY BRUCE COVID-19 VACCINATION OVERVIEW



Data notes: Figures 1, 2, 6, and 7 represent COVID-19 vaccines administered in the Grey Bruce Health Region, both by the Grey Bruce Health Unit and participating partner organizations. These figures include all doses administered in Grey Bruce, regardless of whether they were given to Grey Bruce residents. These include first, second and any subsequent doses, and do not represent a unique count of individuals. Figures 3, 4, and 5 represent residents of Grey Bruce, who have received one or more doses of a COVID-19 vaccine, regardless of where the vaccine was received

Data source: data extracted from COVax-ON via IntelliHEALTH.

Data last refreshed March 14, 2022. Data are refreshed daily on weekdays and are current up to 11:59 PM on the previous day.

# GREY BRUCE COVID-19 VACCINATION COVERAGE



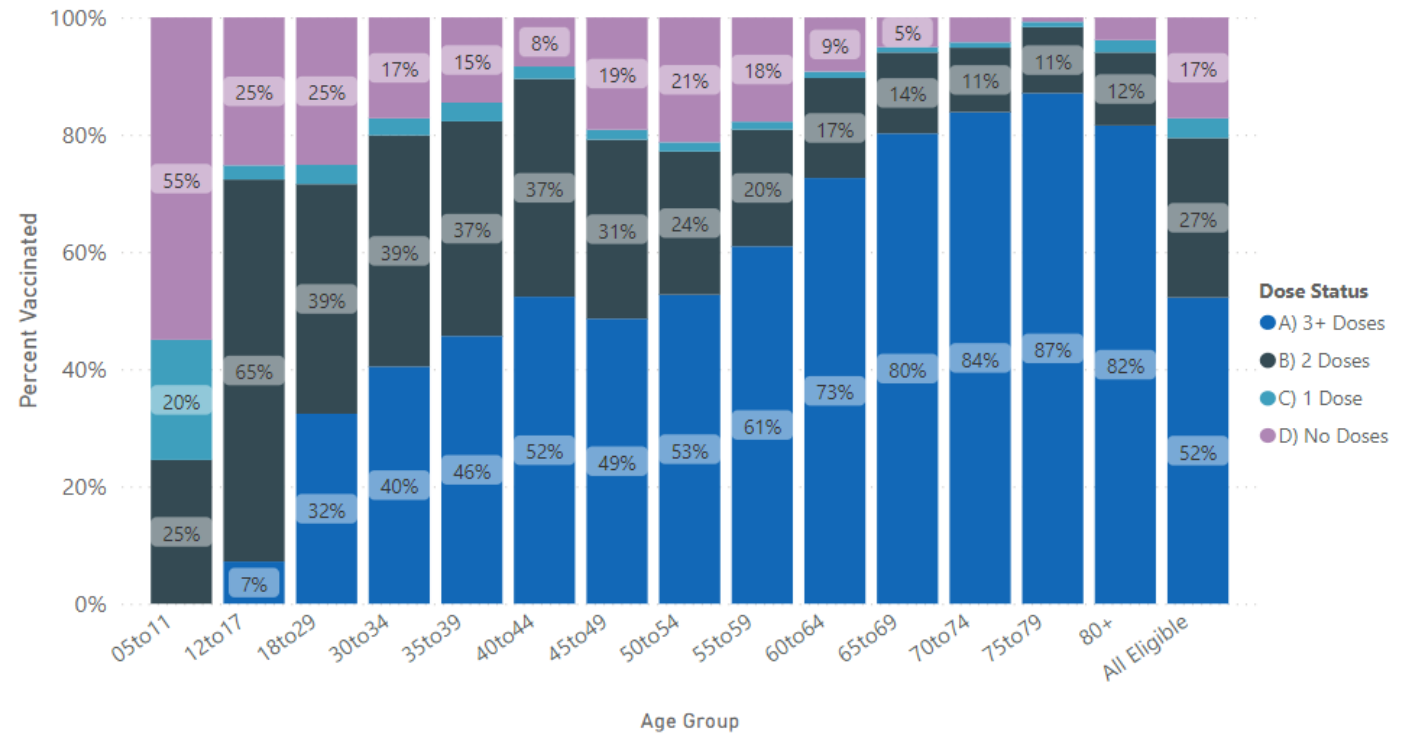
% Eligible Population (5+) with At Least 1 Dose  
**82.8%**

% Eligible Population (5+) with At Least 2 Doses  
**79.4%**

% Total Population with At Least 1 Dose  
**78.5%**

% Total Population with At Least 2 Doses  
**75.3%**

Vaccine Coverage by Age Group and Number of Doses Received



Data notes: Population coverage estimates represent residents of Grey Bruce who have received one or more doses of a COVID-19 vaccine, regardless of where the vaccine was received.  
 Data source: Number of vaccinated clients extracted from COVax-ON via IntelliHEALTH. Population estimates: Statistics Canada for 2020, Ontario Ministry of Finance Population Projections by Census Division.  
 Note that labels in the figure 'Vaccine Coverage by Age Group and Number of Doses Received' may not be visible if the percentage is small.  
 Data last refreshed March 14, 2022. Data are refreshed daily on weekdays and are current up to 11:59 PM on the previous day.



## Situation Report #726 COVID-19

Grey Bruce Health Unit | Incident Management System

March 13, 2022

**Current Situation:** [Public Health Measures](#), [COVID-19 Vaccines for Grey Bruce](#), [COVID-19 Vaccine for Ontario](#)

**Follow the 3 W's – Wash hands frequently, Watch distance (ideally 6ft), and Wear face covering correctly, and the 2 A's – Avoid Crowds and Arrange for outdoor activities instead of indoor whenever possible.**

### **STAY HOME IF SICK**

Based on current COVID-19 epidemiology, local capacity and in step with other jurisdictions, Grey Bruce Medical Officer of Health Dr. Ian Arra says it would be a measured approach at this point for municipalities in Grey-Bruce to declare their emergency statuses over. This relatively positive position is possible thanks to the efforts of Grey County residents and businesses who have been committed to public health requirements and guidelines throughout the pandemic.

Public health will be discontinuing its Situation Reports on Monday, March 14, 2022, to coincide with the termination of the Emergency Declaration in Grey County.

**Case counts and vaccine data is taken from GBHU Epidemiological Reports as of 23:59 hrs, March 12, 2022:**

**All data is preliminary and subject to change. Future situation reports will be updated accordingly.**

- 26 ↓ new cases reported in past 24 hours in Grey Bruce
  - Please note – New cases reported do not reflect actual caseloads in the community, however, they provide an accurate representation of the trends of transmission in the community.
- 26 ~ Seven-day average of new daily cases
- 4 confirmed local active cases hospitalized in Grey Bruce due to COVID-19
  - +1 confirmed case(s) from Grey-Bruce hospitalized outside of Grey-Bruce due to COVID-19 (These numbers are reported to public health by Grey-Bruce hospitals on confirmed COVID-19 cases admitted for treatment attributed to COVID-19 infection)
- 39 deaths in Grey Bruce
  - +3 death related to a Grey Bruce resident that acquired the infection and was treated outside of Grey Bruce.
  - +10 deaths related to Grey Bruce residents that acquired the infection in Grey Bruce however passed away outside of Grey Bruce

### **Active Outbreaks**

- 1 Facility(ies) in COVID-19 outbreak. Reported in [Hospitals](#)
- 4 Facility(ies) in COVID-19 outbreak. Reported in [Long-Term Care/Retirement Homes](#)
- To view active outbreaks, visit: [Outbreaks \(publichealthgreybruce.on.ca\)](https://publichealthgreybruce.on.ca)

**Vaccine – for detailed information please visit [Website and Dashboard](#)**

- 350,773 Total Doses of COVID-19 vaccine administered in Grey and Bruce
- 570 Doses given within the past week

**Future Vaccination Planning: [Vaccine Schedule](#)**

- [To find a pharmacy that is offering the vaccine, please visit COVID-19 pharmacy vaccine locations \(ontario.ca\)](#)
- [Vaccines can also be obtained from Participating Primary Care Providers.](#)

## Actions Taken In the Past 24 Hours:

Provincial COVID-19 Data - <https://covid-19.ontario.ca/data>

## Media Relations

Media inquiries should be directed to [Communications@publichealthgreybruce.on.ca](mailto:Communications@publichealthgreybruce.on.ca) 519-376-9420 or 1-800-263-3456 ext. 1315



# Situation Report #725 COVID-19

Grey Bruce Health Unit | Incident Management System

March 12, 2022

**Current Situation:** [Public Health Measures](#), [COVID-19 Vaccines for Grey Bruce](#), [COVID-19 Vaccine for Ontario](#)

***Follow the 3 W's – Wash hands frequently, Watch distance (ideally 6ft), and Wear face covering correctly, and the 2 A's – Avoid Crowds and Arrange for outdoor activities instead of indoor whenever possible.***

### **STAY HOME IF SICK**

Based on current COVID-19 epidemiology, local capacity and in step with other jurisdictions, Grey Bruce Medical Officer of Health Dr. Ian Arra says it would be a measured approach at this point for municipalities in Grey-Bruce to declare their emergency statuses over. This relatively positive position is possible thanks to the efforts of Grey County residents and businesses who have been committed to public health requirements and guidelines throughout the pandemic.

Public health will be discontinuing its Situation Reports on Monday, March 14, 2022, to coincide with the termination of the Emergency Declaration in Grey County.

**Case counts and vaccine data is taken from GBHU Epidemiological Reports as of 23:59 hrs, March 10, 2022:**

**All data is preliminary and subject to change. Future situation reports will be updated accordingly.**

- 27 ↓ new cases reported in past 24 hours in Grey Bruce
  - Please note – New cases reported do not reflect actual caseloads in the community, however, they provide an accurate representation of the trends of transmission in the community.
- 26.1 ~ Seven-day average of new daily cases

- 4 confirmed local active cases hospitalized in Grey Bruce due to COVID-19
  - +1 confirmed case(s) from Grey-Bruce hospitalized outside of Grey-Bruce due to COVID-19 (These numbers are reported to public health by Grey-Bruce hospitals on confirmed COVID-19 cases admitted for treatment attributed to COVID-19 infection)
- 39 deaths in Grey Bruce
  - +3 death related to a Grey Bruce resident that acquired the infection and was treated outside of Grey Bruce.
  - +10 deaths related to Grey Bruce residents that acquired the infection in Grey Bruce however passed away outside of Grey Bruce

### Active Outbreaks

- 1 Facility(ies) in COVID-19 outbreak. Reported in [Hospitals](#)
- 3 Facility(ies) in COVID-19 outbreak. Reported in [Long-Term Care/Retirement Homes](#)
- To view active outbreaks, visit: [Outbreaks \(publichealthgreybruce.on.ca\)](https://publichealthgreybruce.on.ca/outbreaks)

### Vaccine – for detailed information please visit [Website and Dashboard](#)

- 350,773 Total Doses of COVID-19 vaccine administered in Grey and Bruce
- 570 Doses given within the past week

### Future Vaccination Planning: [Vaccine Schedule](#)

- [To find a pharmacy that is offering the vaccine, please visit COVID-19 pharmacy vaccine locations \(ontario.ca\)](#)
- [Vaccines can also be obtained from Participating Primary Care Providers.](#)

### Actions Taken In the Past 24 Hours:

Provincial COVID-19 Data - <https://covid-19.ontario.ca/data>

### Media Relations

Media inquiries should be directed to [Communications@publichealthgreybruce.on.ca](mailto:Communications@publichealthgreybruce.on.ca) 519-376-9420 or 1-800-263-3456 ext. 1315



## Situation Report #724 COVID-19

Grey Bruce Health Unit | Incident Management System

March 11, 2022

---

Current Situation: [Public Health Measures](#), [COVID-19 Vaccines for Grey Bruce](#), [COVID-19 Vaccine for Ontario](#)

**Follow the 3 W's – Wash hands frequently, Watch distance (ideally 6ft), and Wear face covering correctly, and the 2 A's  
- Avoid Crowds and Arrange for outdoor activities instead of indoor whenever possible.**

### **STAY HOME IF SICK**

Based on current COVID-19 epidemiology, local capacity and in step with other jurisdictions, Grey Bruce Medical Officer of Health Dr. Ian Arra says it would be a measured approach at this point for municipalities in Grey-Bruce to declare their emergency statuses over. This relatively positive position is possible thanks to the efforts of Grey County residents and businesses who have been committed to public health requirements and guidelines throughout the pandemic.

Public health will be discontinuing its Situation Reports on Monday, March 14, 2022, to coincide with the termination of the Emergency Declaration in Grey County.

**Case counts and vaccine data is taken from GBHU Epidemiological Reports as of 23:59 hrs, March 10, 2022:**

**All data is preliminary and subject to change. Future situation reports will be updated accordingly.**

- 44 ↑ new cases reported in past 24 hours in Grey Bruce
  - Please note – New cases reported do not reflect actual caseloads in the community, however, they provide an accurate representation of the trends of transmission in the community.
- 26.6 ↑ Seven-day average of new daily cases
- 4 confirmed local active cases hospitalized in Grey Bruce due to COVID-19
  - +1 confirmed case(s) from Grey-Bruce hospitalized outside of Grey-Bruce due to COVID-19 (These numbers are reported to public health by Grey-Bruce hospitals on confirmed COVID-19 cases admitted for treatment attributed to COVID-19 infection)
- 39 deaths in Grey Bruce
  - +3 death related to a Grey Bruce resident that acquired the infection and was treated outside of Grey Bruce.
  - +10 deaths related to Grey Bruce residents that acquired the infection in Grey Bruce however passed away outside of Grey Bruce

### **Active Outbreaks**

- 1 Facility(ies) in COVID-19 outbreak. Reported in [Hospitals](#)
- 3 Facility(ies) in COVID-19 outbreak. Reported in [Long-Term Care/Retirement Homes](#)
- To view active outbreaks, visit: [Outbreaks \(publichealthgreybruce.on.ca\)](https://publichealthgreybruce.on.ca)

**Vaccine – for detailed information please visit [Website and Dashboard](#)**

- 350,773 Total Doses of COVID-19 vaccine administered in Grey and Bruce
- 570 Doses given within the past week

**Future Vaccination Planning: [Vaccine Schedule](#)**

- [To find a pharmacy that is offering the vaccine, please visit COVID-19 pharmacy vaccine locations \(ontario.ca\)](#)



- [Vaccines can also be obtained from Participating Primary Care Providers.](#)

**Actions Taken In the Past 24 Hours:**

**Provincial COVID-19 Data** - <https://covid-19.ontario.ca/data>

**Media Relations**

Media inquiries should be directed to [Communications@publichealthgreybruce.on.ca](mailto:Communications@publichealthgreybruce.on.ca) 519-376-9420 or 1-800-263-3456 ext. 1315

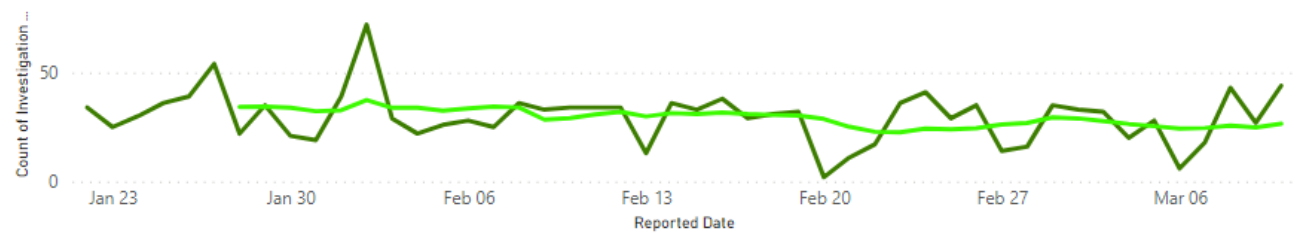
# GREY BRUCE Situation Report



<p><b>New Cases</b></p> <p><b>44</b> ↑</p>	<p><b>7 Day Average</b></p> <p><b>26.6</b> ↑</p>
<p><b>Stable</b></p>	

Count of Investigation Number and 7d moving average by Reported Date

● Count of Investigation Number ● 7d moving average




# GBHU Hospitalizations

## Feb 8 - March 10, 2022



Vaccinated

Unvaccinated



Vaccinated in hospital

**13**

10 per 100,000

Unvaccinated in hospital

**8**

37 per 100,000

\*Eligible population (12+) 154,073

# GREY BRUCE COVID-19 VACCINATION OVERVIEW



Figure 1



Figure 2



Figure 3. Vaccinated Residents by Immunization Status

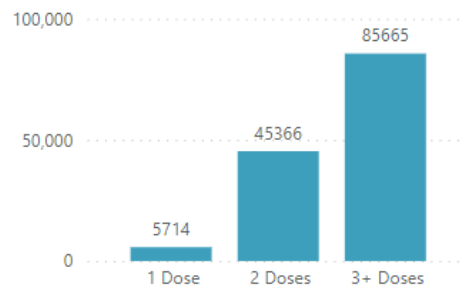


Figure 4. Vaccinated Residents by Age

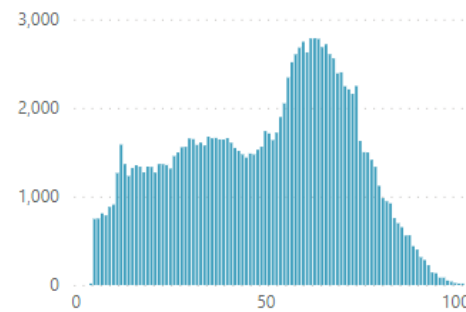


Figure 5. Vaccinated Residents by Gender

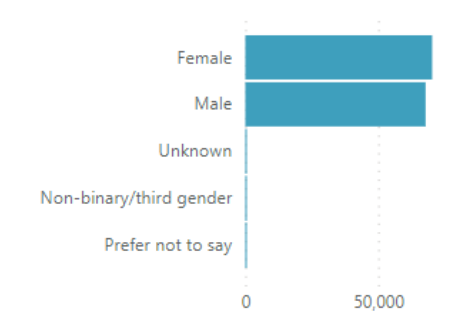


Figure 6. Doses Given in Past Week

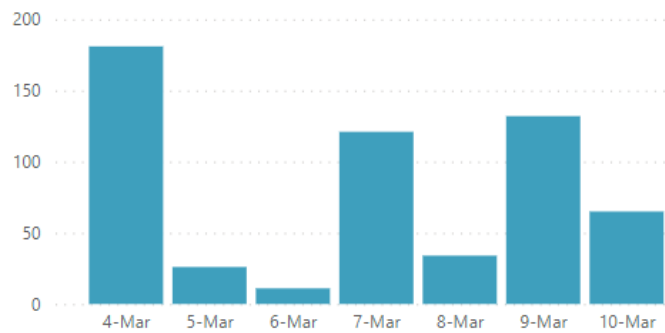
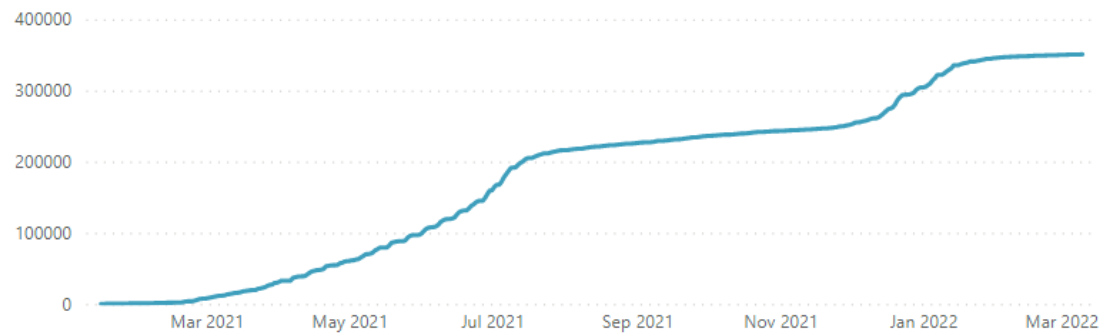


Figure 7. Cumulative Doses by Date Given



Data notes: Figures 1, 2, 6, and 7 represent COVID-19 vaccines administered in the Grey Bruce Health Region, both by the Grey Bruce Health Unit and participating partner organizations. These figures include all doses administered in Grey Bruce, regardless of whether they were given to Grey Bruce residents. These include first, second and any subsequent doses, and do not represent a unique count of individuals. Figures 3, 4, and 5 represent residents of Grey Bruce, who have received one or more doses of a COVID-19 vaccine, regardless of where the vaccine was received  
Data source: data extracted from COVax-ON via IntelliHEALTH.

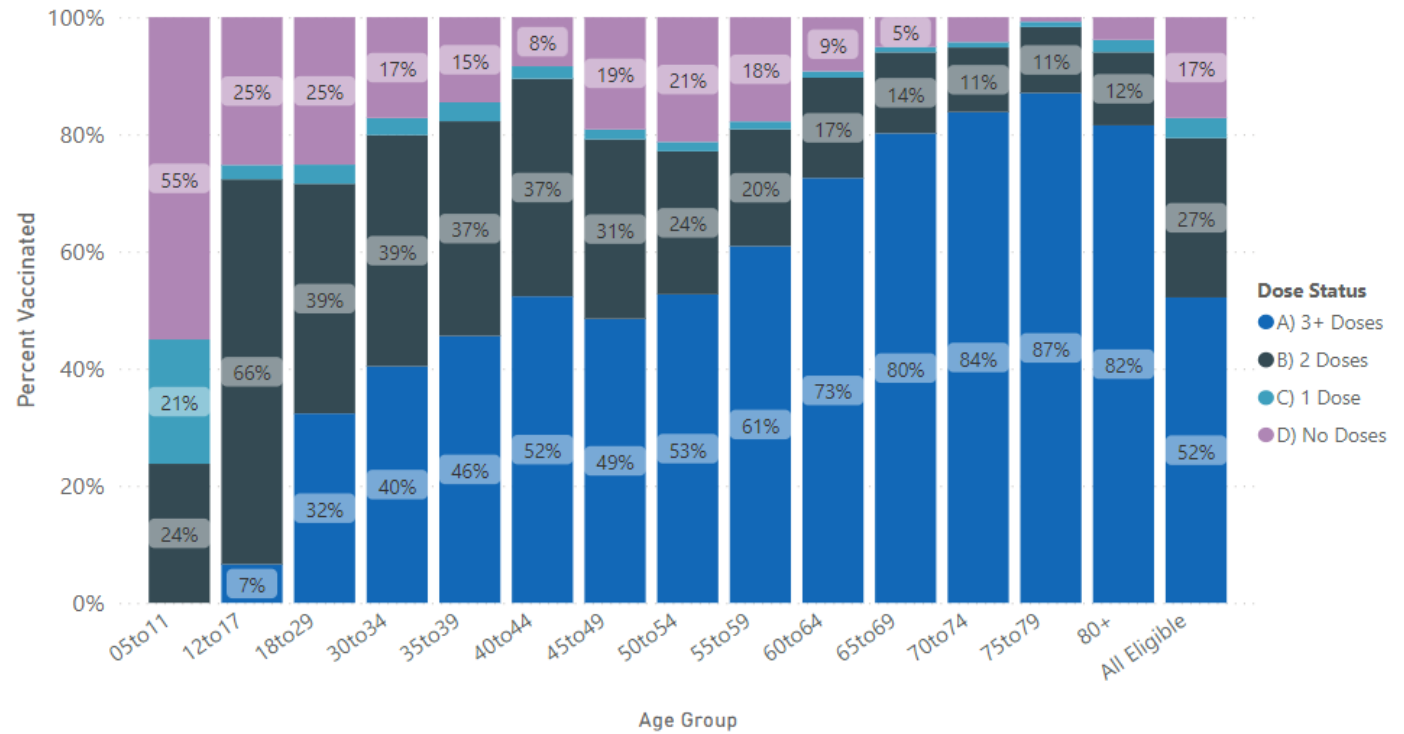
Data last refreshed March 11, 2022. Data are refreshed daily on weekdays and are current up to 11:59 PM on the previous day.

# GREY BRUCE COVID-19 VACCINATION COVERAGE



% Eligible Population (5+) with At Least 1 Dose	<b>82.8%</b>
% Eligible Population (5+) with At Least 2 Doses	<b>79.4%</b>
% Total Population with At Least 1 Dose	<b>78.5%</b>
% Total Population with At Least 2 Doses	<b>75.3%</b>

Vaccine Coverage by Age Group and Number of Doses Received



Data notes: Population coverage estimates represent residents of Grey Bruce who have received one or more doses of a COVID-19 vaccine, regardless of where the vaccine was received.  
 Data source: Number of vaccinated clients extracted from COVax-ON via IntelliHEALTH. Population estimates: Statistics Canada for 2020, Ontario Ministry of Finance Population Projections by Census Division.  
 Note that labels in the figure 'Vaccine Coverage by Age Group and Number of Doses Received' may not be visible if the percentage is small.  
 Data last refreshed March 11, 2022. Data are refreshed daily on weekdays and are current up to 11:59 PM on the previous day.



## Situation Report #723 COVID-19

Grey Bruce Health Unit | Incident Management System

March 10, 2022

---

**Current Situation:** [Public Health Measures](#), [COVID-19 Vaccines for Grey Bruce](#), [COVID-19 Vaccine for Ontario](#)

**Follow the 3 W's – Wash hands frequently, Watch distance (ideally 6ft), and Wear face covering correctly, and the 2 A's – Avoid Crowds and Arrange for outdoor activities instead of indoor whenever possible.**

**STAY HOME IF SICK**

**Shifting from pandemic to endemic**

**Case counts and vaccine data is taken from GBHU Epidemiological Reports as of 23:59 hrs, March 9, 2022:**

**All data is preliminary and subject to change. Future situation reports will be updated accordingly.**

- 26 ↓ new cases reported in past 24 hours in Grey Bruce
  - Please note – New cases reported do not reflect actual caseloads in the community, however, they provide an accurate representation of the trends of transmission in the community.
- 24.4 ↓ Seven-day average of new daily cases
- 4 confirmed local active cases hospitalized in Grey Bruce due to COVID-19
  - +1 confirmed case(s) from Grey-Bruce hospitalized outside of Grey-Bruce due to COVID-19 (These numbers are reported to public health by Grey-Bruce hospitals on confirmed COVID-19 cases admitted for treatment attributed to COVID-19 infection)
- 39 deaths in Grey Bruce
  - +3 death related to a Grey Bruce resident that acquired the infection and was treated outside of Grey Bruce.
  - +10 deaths related to Grey Bruce residents that acquired the infection in Grey Bruce however passed away outside of Grey Bruce

### **Active Outbreaks**

- 1 Facility(ies) in COVID-19 outbreak. Reported in [Hospitals](#)
- 2 Facility(ies) in COVID-19 outbreak. Reported in [Long-Term Care/Retirement Homes](#)
- To view active outbreaks, visit: [Outbreaks \(publichealthgreybruce.on.ca\)](https://publichealthgreybruce.on.ca)

**Vaccine – for detailed information please visit [Website and Dashboard](#)**

- 350,706 Total Doses of COVID-19 vaccine administered in Grey and Bruce
- 616 Doses given within the past week

**Future Vaccination Planning: [Vaccine Schedule](#)**

- To find a pharmacy that is offering the vaccine, please visit [COVID-19 pharmacy vaccine locations \(ontario.ca\)](#)
- Vaccines can also be obtained from Participating Primary Care Providers.

**Actions Taken In the Past 24 Hours:**

- Media release – [Local efforts position Grey-Bruce for safe lifting of provincial masking mandate](#)

**Provincial COVID-19 Data** - <https://covid-19.ontario.ca/data>

**Media Relations**

Media inquiries should be directed to [Communications@publichealthgreybruce.on.ca](mailto:Communications@publichealthgreybruce.on.ca) 519-376-9420 or 1-800-263-3456 ext. 1315

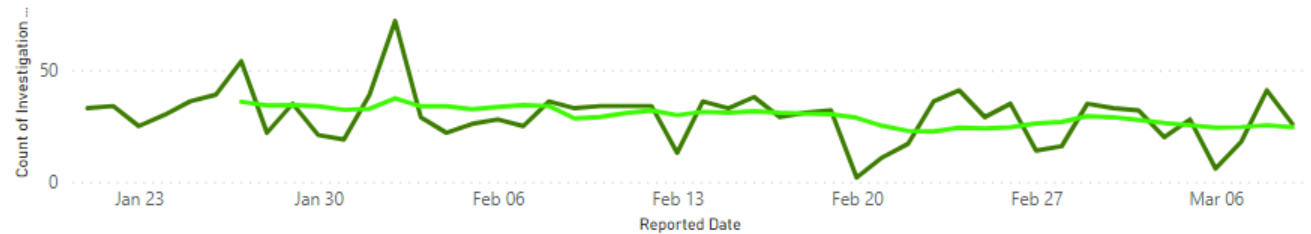
# GREY BRUCE Situation Report



<b>New Cases</b> <b>26</b> ↓	<b>7 Day Average</b> <b>24.4</b> ↓
<b>Stable</b>	

Count of Investigation Number and 7d moving average by Reported Date

● Count of Investigation Number ● 7d moving average




# GBHU Hospitalizations

## Feb 8 - March 10, 2022



Vaccinated

Unvaccinated



Vaccinated in hospital

**13**

10 per 100,000

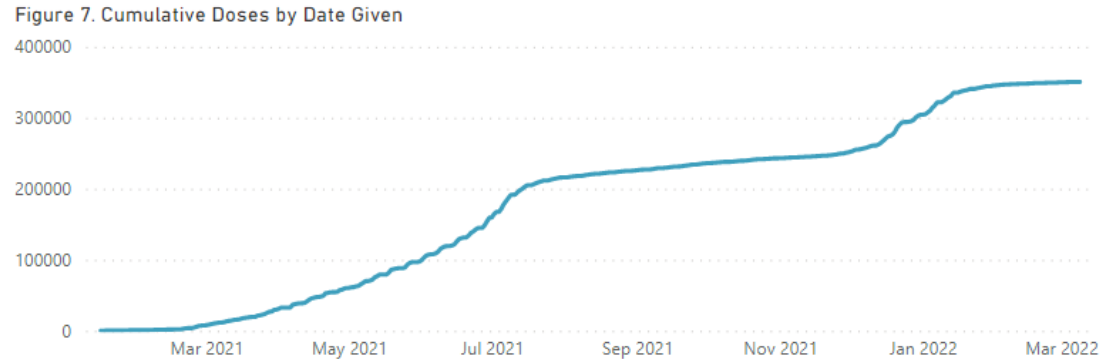
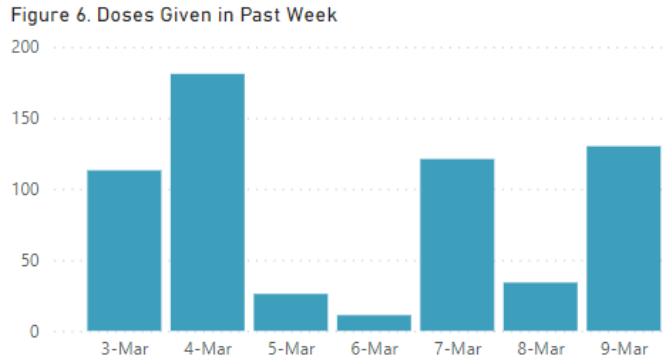
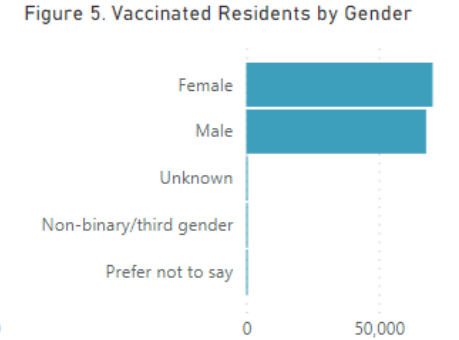
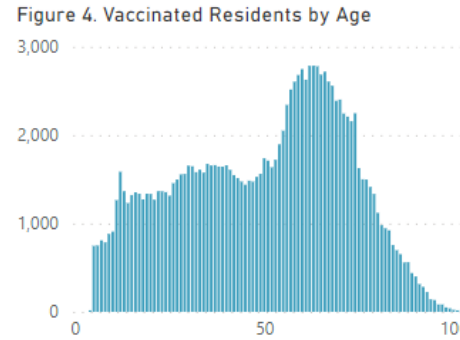
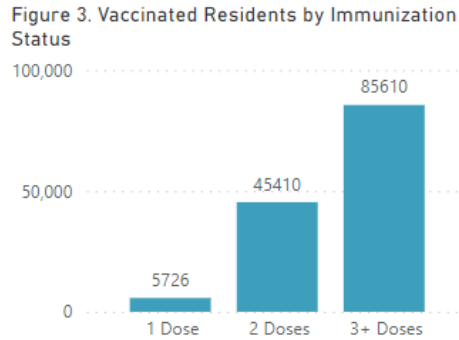
Unvaccinated in hospital

**8**

37 per 100,000

\*Eligible population (12+) 154,073

# GREY BRUCE COVID-19 VACCINATION OVERVIEW



Data notes: Figures 1, 2, 6, and 7 represent COVID-19 vaccines administered in the Grey Bruce Health Region, both by the Grey Bruce Health Unit and participating partner organizations. These figures include all doses administered in Grey Bruce, regardless of whether they were given to Grey Bruce residents. These include first, second and any subsequent doses, and do not represent a unique count of individuals. Figures 3, 4, and 5 represent residents of Grey Bruce, who have received one or more doses of a COVID-19 vaccine, regardless of where the vaccine was received

Data source: data extracted from COVax-ON via IntelliHEALTH.

Data last refreshed March 10, 2022. Data are refreshed daily on weekdays and are current up to 11:59 PM on the previous day.



# GREY BRUCE COVID-19 VACCINATION COVERAGE



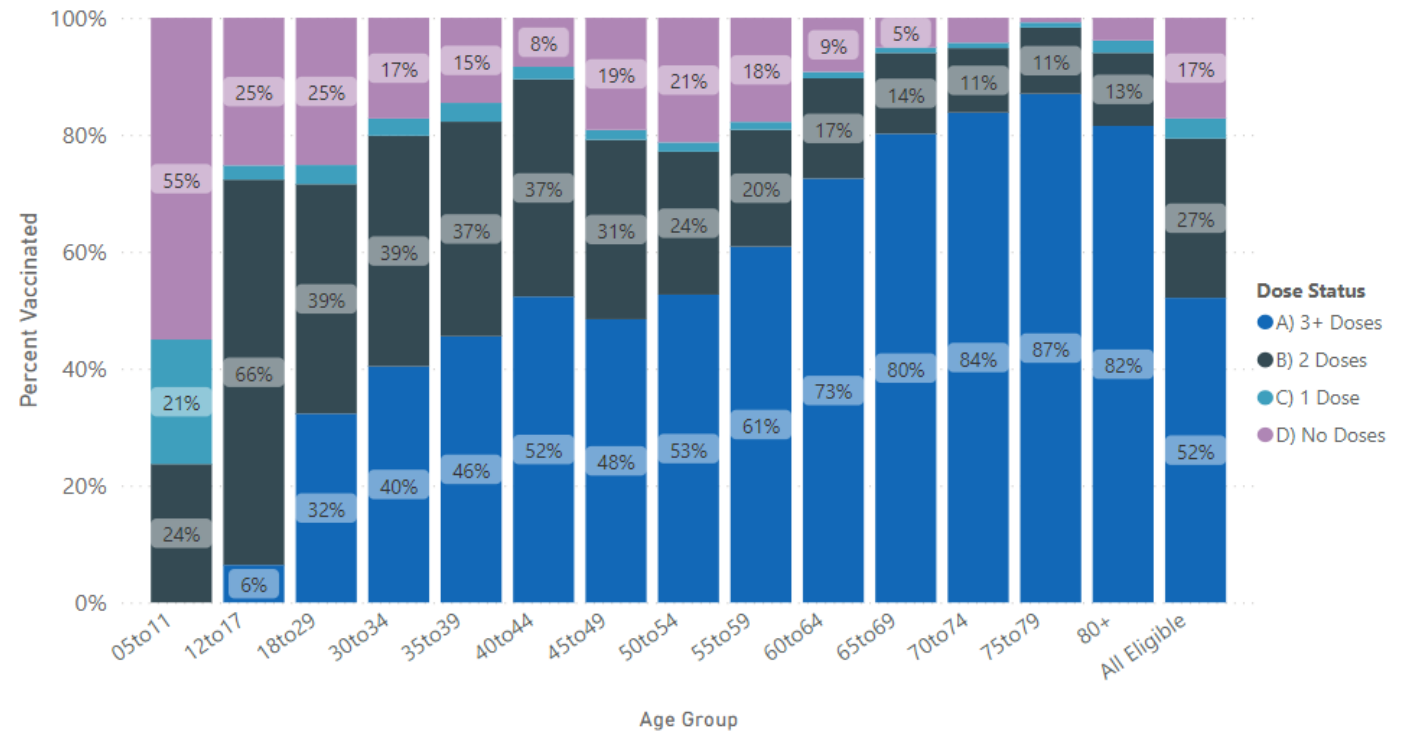
% Eligible Population (5+) with At Least 1 Dose  
**82.8%**

% Eligible Population (5+) with At Least 2 Doses  
**79.3%**

% Total Population with At Least 1 Dose  
**78.5%**

% Total Population with At Least 2 Doses  
**75.3%**

Vaccine Coverage by Age Group and Number of Doses Received



Data notes: Population coverage estimates represent residents of Grey Bruce who have received one or more doses of a COVID-19 vaccine, regardless of where the vaccine was received.  
 Data source: Number of vaccinated clients extracted from COVax-ON via IntelliHEALTH. Population estimates: Statistics Canada for 2020, Ontario Ministry of Finance Population Projections by Census Division.  
 Note that labels in the figure 'Vaccine Coverage by Age Group and Number of Doses Received' may not be visible if the percentage is small.  
 Data last refreshed March 10, 2022. Data are refreshed daily on weekdays and are current up to 11:59 PM on the previous day.



# Situation Report #722 COVID-19

Grey Bruce Health Unit | Incident Management System

March 9, 2022

**Current Situation:** [Public Health Measures](#), [COVID-19 Vaccines for Grey Bruce](#), [COVID-19 Vaccine for Ontario](#)  
**Follow the 3 W's – Wash hands frequently, Watch distance (ideally 6ft), and Wear face covering correctly, and the 2 A's  
- Avoid Crowds and Arrange for outdoor activities instead of indoors whenever possible.**

**STAY HOME IF SICK**

**Shifting from pandemic to endemic**

**Case counts and vaccine data is taken from GBHU Epidemiological Reports as of 23:59 hrs, March 8, 2022:**

**All data is preliminary and subject to change. Future situation reports will be updated accordingly.**

- 41 ↑ new cases reported in past 24 hours in Grey Bruce
  - Please note – New cases reported do not reflect actual caseloads in the community, however, they provide an accurate representation of the trends of transmission in the community.
- 25.4 ↑ Seven-day average of new daily cases
- 5 confirmed local active cases hospitalized in Grey Bruce due to COVID-19
  - +1 confirmed case(s) from Grey-Bruce hospitalized outside of Grey-Bruce due to COVID-19 (These numbers are reported to public health by Grey-Bruce hospitals on confirmed COVID-19 cases admitted for treatment attributed to COVID-19 infection)
- 39 deaths in Grey Bruce – **The number of deaths has been adjusted to reflect a change in reporting by the province.**
  - +3 death related to a Grey Bruce resident that acquired the infection and was treated outside of Grey Bruce.
  - +10 deaths related to Grey Bruce residents that acquired the infection in Grey Bruce however passed away outside of Grey Bruce
  - Local and provincial data may not align as cases with unconfirmed cause of death are not included above, but are included in the provincial data.

## Active Outbreaks

- 1 Facility(ies) in COVID-19 outbreak. Reported in [Hospitals](#)
- 2 Facility(ies) in COVID-19 outbreak. Reported in [Long-Term Care/Retirement Homes](#)
- To view active outbreaks, visit: [Outbreaks \(publichealthgreybruce.on.ca\)](https://publichealthgreybruce.on.ca)

**Vaccine – for detailed information please visit [Website and Dashboard](#)**

- 350,555 Total Doses of COVID-19 vaccine administered in Grey and Bruce
- 607 Doses given within the past week

**Future Vaccination Planning: [Vaccine Schedule](#)**

- [To find a pharmacy that is offering the vaccine, please visit COVID-19 pharmacy vaccine locations \(ontario.ca\)](#)
- [Vaccines can also be obtained from Participating Primary Care Providers.](#)

**Actions Taken In the Past 24 Hours:**

**Provincial COVID-19 Data** - <https://covid-19.ontario.ca/data>

**Media Relations**

Media inquiries should be directed to [Communications@publichealthgreybruce.on.ca](mailto:Communications@publichealthgreybruce.on.ca) 519-376-9420 or 1-800-263-3456 ext. 1315

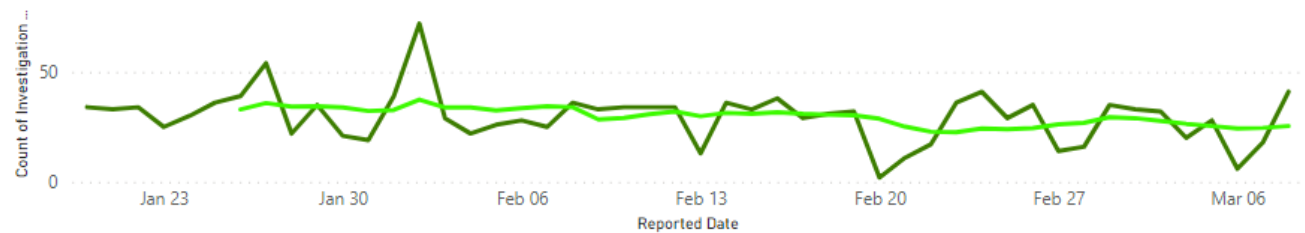
# GREY BRUCE Situation Report



<p><b>New Cases</b></p> <p><b>41</b> ↑</p>	<p><b>7 Day Average</b></p> <p><b>25.4</b> ↑</p>
<p><b>Stable</b></p>	

Count of Investigation Number and 7d moving average by Reported Date

● Count of Investigation Number ● 7d moving average

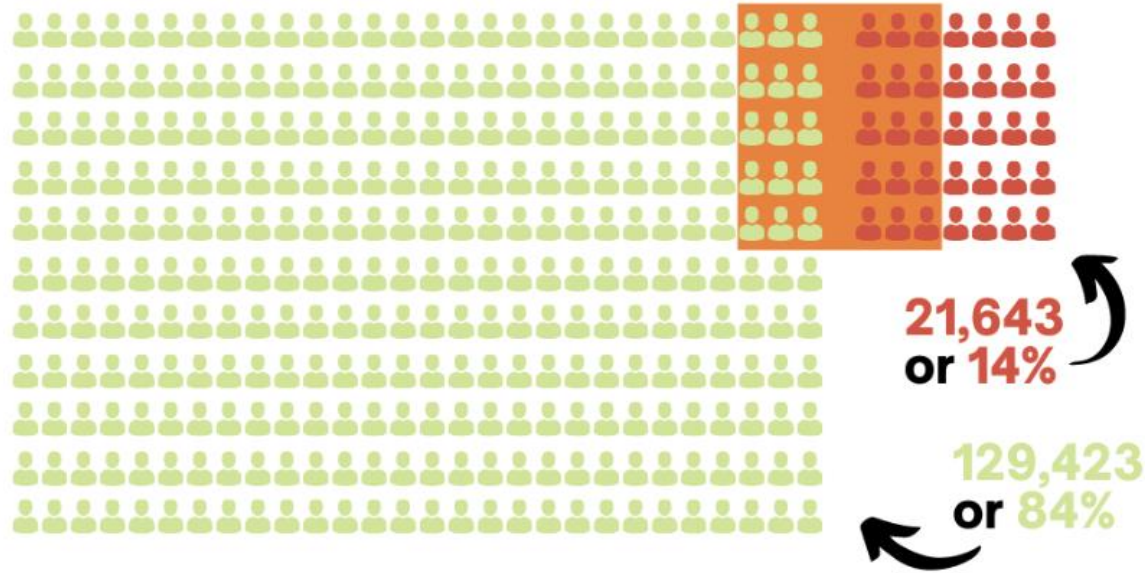


# Hospitalizations

Feb 1 - March 3, 2022

Vaccinated

Unvaccinated



Vaccinated in hospital

**14**

10 per 100,000

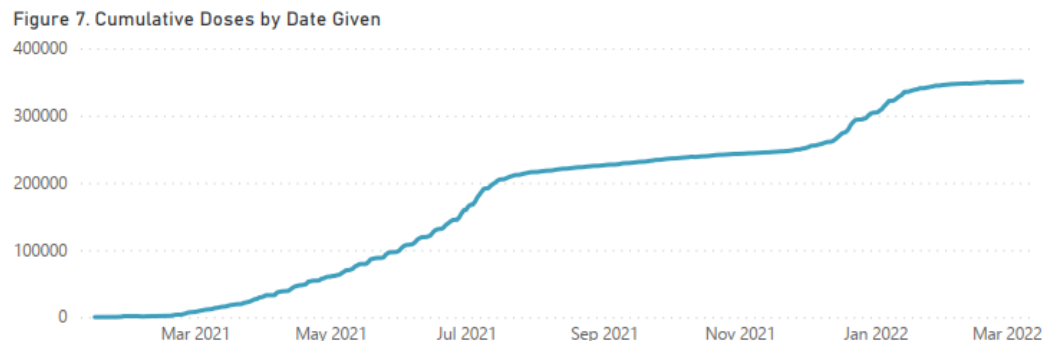
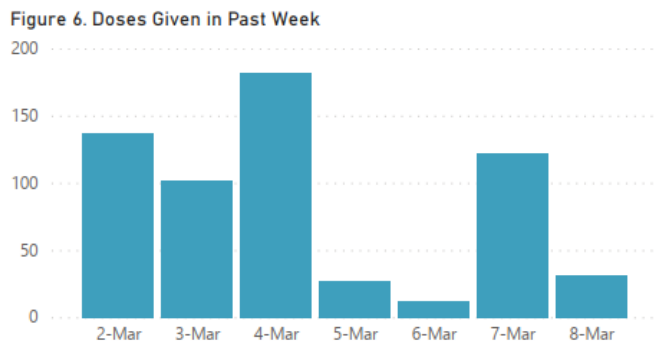
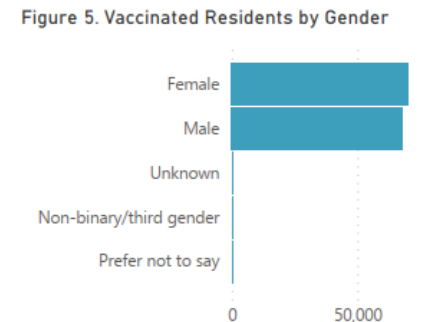
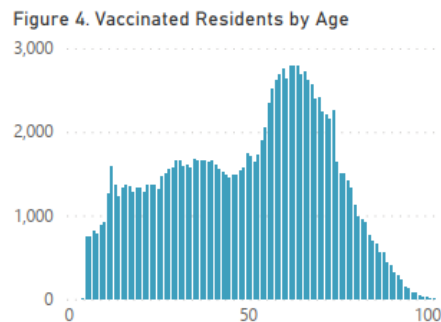
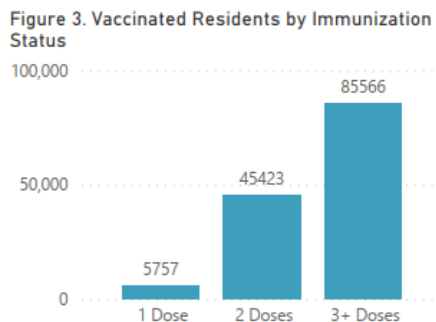
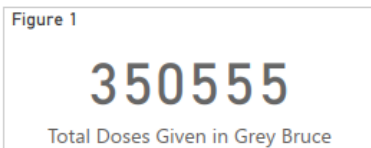
Unvaccinated in hospital

**8**

37 per 100,000

\*Eligible population (12+) 154,073

# GREY BRUCE COVID-19 VACCINATION OVERVIEW



Data notes: Figures 1, 2, 6, and 7 represent COVID-19 vaccines administered in the Grey Bruce Health Region, both by the Grey Bruce Health Unit and participating partner organizations. These figures include all doses administered in Grey Bruce, regardless of whether they were given to Grey Bruce residents. These include first, second and any subsequent doses, and do not represent a unique count of individuals. Figures 3, 4, and 5 represent residents of Grey Bruce, who have received one or more doses of a COVID-19 vaccine, regardless of where the vaccine was received. Data source: data extracted from COVax-ON via IntelliHEALTH.

Data last refreshed March 9, 2022. Data are refreshed daily on weekdays and are current up to 11:59 PM on the previous day.

# GREY BRUCE COVID-19 VACCINATION COVERAGE



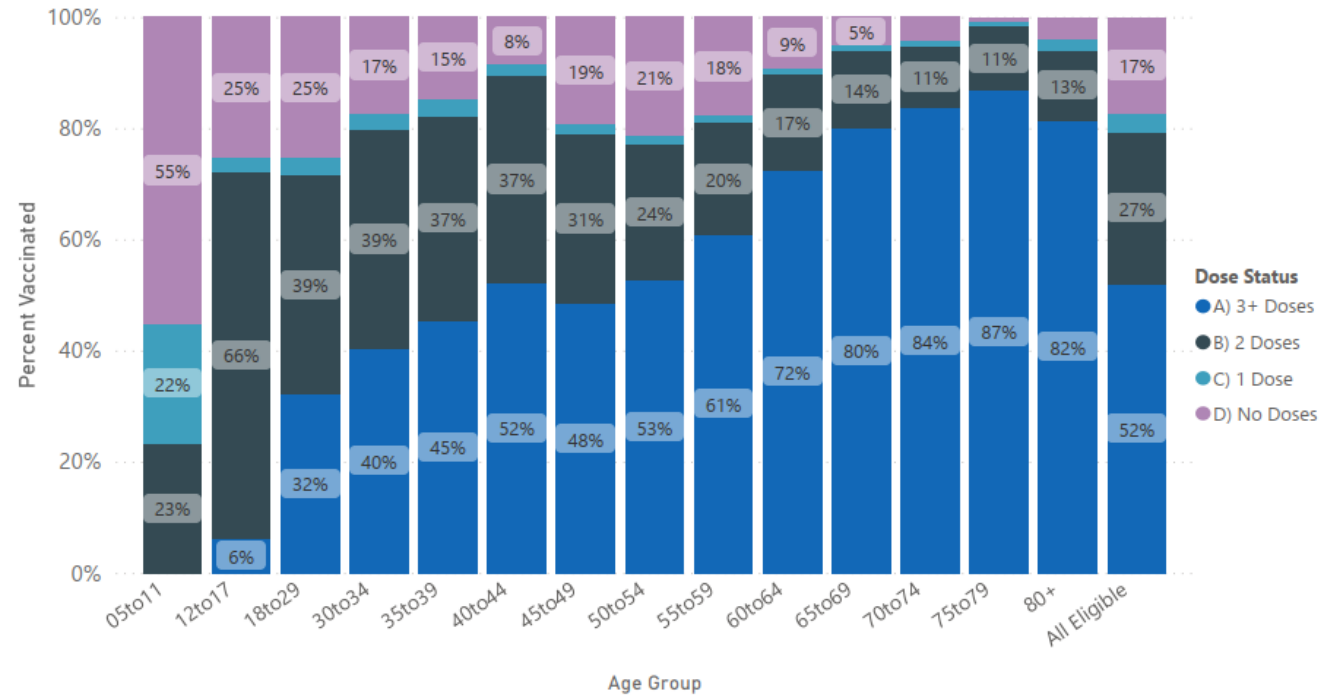
Vaccine Coverage by Age Group and Number of Doses Received

**% Eligible Population (5+) with At Least 1 Dose**  
**82.8%**

**% Eligible Population (5+) with At Least 2 Doses**  
**79.3%**

**% Total Population with At Least 1 Dose**  
**78.5%**

**% Total Population with At Least 2 Doses**  
**75.2%**



Data notes: Population coverage estimates represent residents of Grey Bruce who have received one or more doses of a COVID-19 vaccine, regardless of where the vaccine was received.  
 Data source: Number of vaccinated clients extracted from COVax-ON via IntelliHEALTH. Population estimates: Statistics Canada for 2020, Ontario Ministry of Finance Population Projections by Census Division.  
 Note that labels in the figure 'Vaccine Coverage by Age Group and Number of Doses Received' may not be visible if the percentage is small.  
 Data last refreshed March 9, 2022. Data are refreshed daily on weekdays and are current up to 11:59 PM on the previous day.



# Situation Report #721 COVID-19

Grey Bruce Health Unit | Incident Management System

March 8, 2022

**Current Situation:** [Public Health Measures](#), [COVID-19 Vaccines for Grey Bruce](#), [COVID-19 Vaccine for Ontario](#)  
**Follow the 3 W's – Wash hands frequently, Watch distance (ideally 6ft), and Wear face covering correctly, and the 2 A's  
- Avoid Crowds and Arrange for outdoor activities instead of indoors whenever possible.**

**STAY HOME IF SICK**

**Shifting from pandemic to endemic**

**Case counts and vaccine data is taken from GBHU Epidemiological Reports as of 23:59 hrs, March 7, 2022:**

**All data is preliminary and subject to change. Future situation reports will be updated accordingly.**

- 15 ↑ new cases reported in past 24 hours in Grey Bruce
  - Please note – New cases reported do not reflect actual caseloads in the community, however, they provide an accurate representation of the trends of transmission in the community.
- 24 ~ Seven-day average of new daily cases
- 5 confirmed local active cases hospitalized in Grey Bruce due to COVID-19
  - +1 confirmed case(s) from Grey-Bruce hospitalized outside of Grey-Bruce due to COVID-19 (These numbers are reported to public health by Grey-Bruce hospitals on confirmed COVID-19 cases admitted for treatment attributed to COVID-19 infection)
- 39 deaths in Grey Bruce – **The number of deaths has been adjusted to reflect a change in reporting by the province.**
  - +3 death related to a Grey Bruce resident that acquired the infection and was treated outside of Grey Bruce.
  - +10 deaths related to Grey Bruce residents that acquired the infection in Grey Bruce however passed away outside of Grey Bruce
  - Local and provincial data may not align as cases with unconfirmed cause of death are not included above, but are included in the provincial data.

## Active Outbreaks

- 1 Facility(ies) in COVID-19 outbreak. Reported in [Hospitals](#)
- 2 Facility(ies) in COVID-19 outbreak. Reported in [Long-Term Care/Retirement Homes](#)
- To view active outbreaks, visit: [Outbreaks \(publichealthgreybruce.on.ca\)](https://publichealthgreybruce.on.ca)

**Vaccine – for detailed information please visit [Website and Dashboard](#)**

- 350,493 Total Doses of COVID-19 vaccine administered in Grey and Bruce
- 601 Doses given within the past week

**Future Vaccination Planning: [Vaccine Schedule](#)**

- To find a pharmacy that is offering the vaccine, please visit [COVID-19 pharmacy vaccine locations \(ontario.ca\)](https://www.ontario.ca/covid-19-pharmacy-vaccine-locations)
- Vaccines can also be obtained from Participating Primary Care Providers.

**Actions Taken In the Past 24 Hours:**

**Provincial COVID-19 Data** - <https://covid-19.ontario.ca/data>

**Media Relations**

Media inquiries should be directed to [Communications@publichealthgreybruce.on.ca](mailto:Communications@publichealthgreybruce.on.ca) 519-376-9420 or 1-800-263-3456 ext. 1315

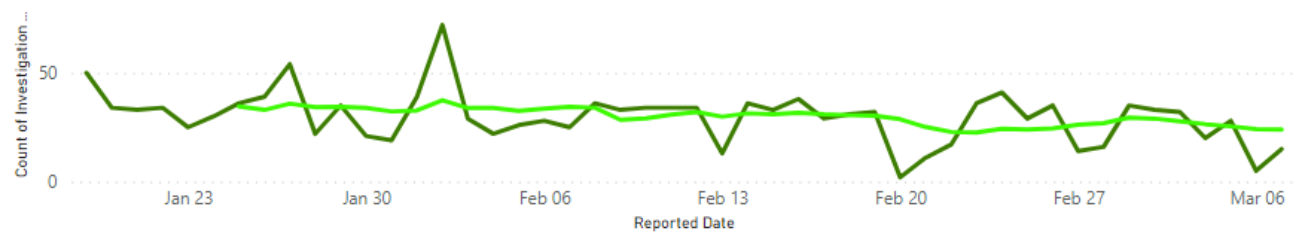
# GREY BRUCE Situation Report



<b>New Cases</b> <b>15</b> ↑	<b>7 Day Average</b> <b>24.0</b> ~
<b>Stable</b>	

Count of Investigation Number and 7d moving average by Reported Date

● Count of Investigation Number ● 7d moving average



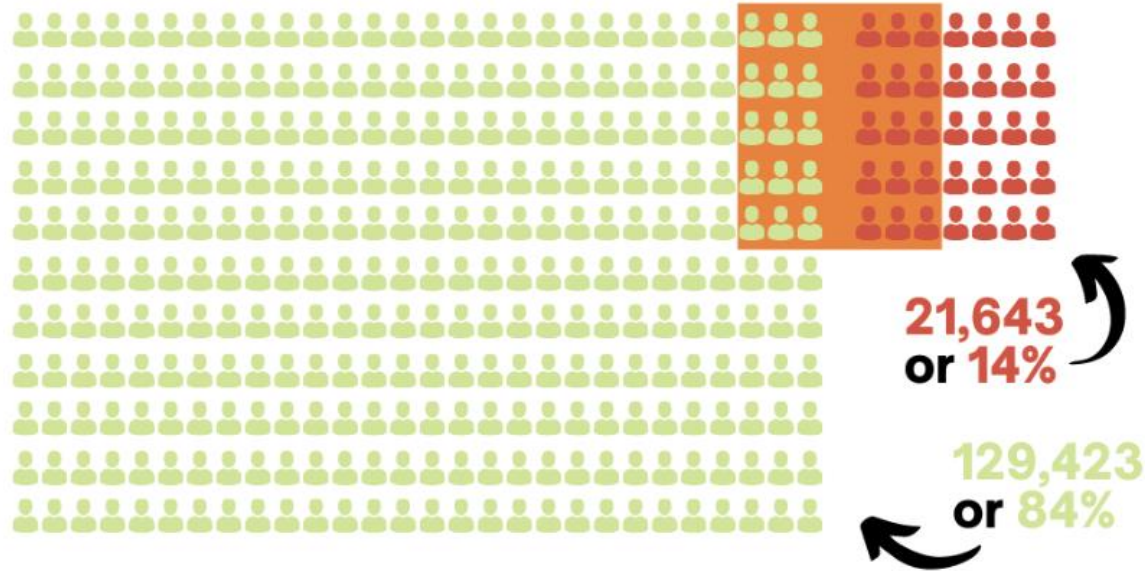


# Hospitalizations

Feb 1 - March 3, 2022

Vaccinated

Unvaccinated



Vaccinated in hospital

**14**

10 per 100,000

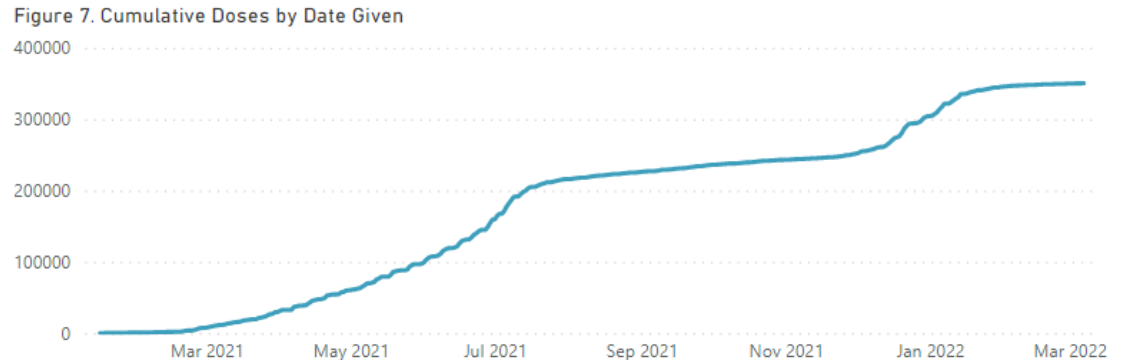
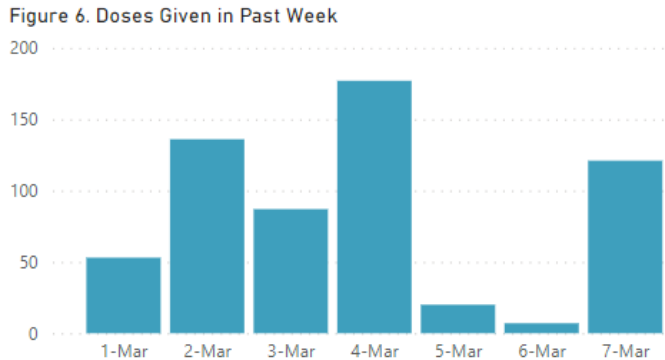
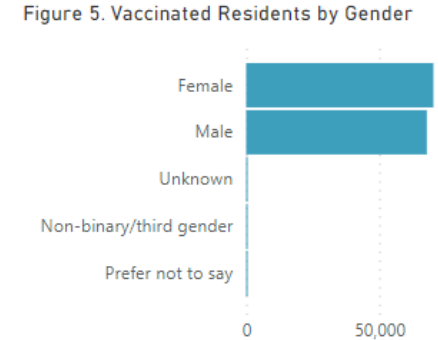
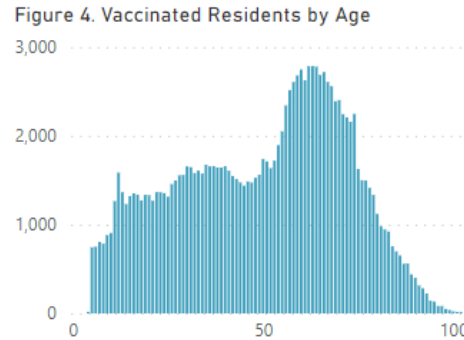
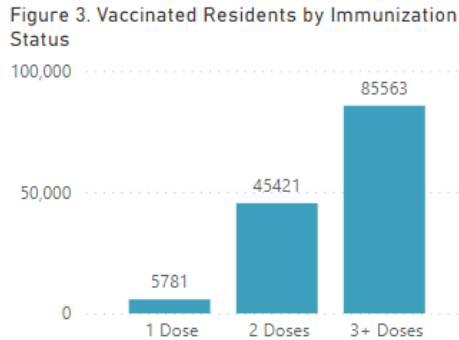
Unvaccinated in hospital

**8**

37 per 100,000

\*Eligible population (12+) 154,073

# GREY BRUCE COVID-19 VACCINATION OVERVIEW



Data notes: Figures 1, 2, 6, and 7 represent COVID-19 vaccines administered in the Grey Bruce Health Region, both by the Grey Bruce Health Unit and participating partner organizations. These figures include all doses administered in Grey Bruce, regardless of whether they were given to Grey Bruce residents. These include first, second and any subsequent doses, and do not represent a unique count of individuals. Figures 3, 4, and 5 represent residents of Grey Bruce, who have received one or more doses of a COVID-19 vaccine, regardless of where the vaccine was received

Data source: data extracted from COVax-ON via IntelliHEALTH.

Data last refreshed March 8, 2022. Data are refreshed daily on weekdays and are current up to 11:59 PM on the previous day.

# GREY BRUCE COVID-19 VACCINATION COVERAGE

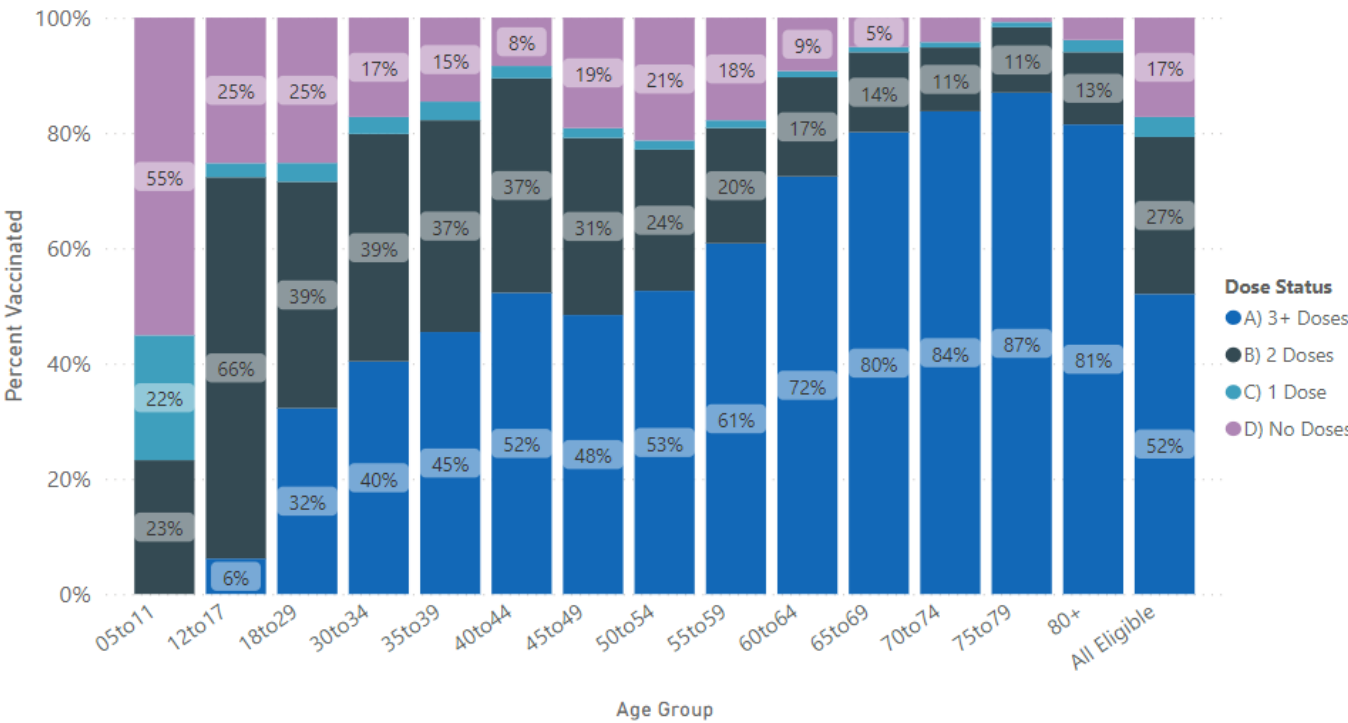
Vaccine Coverage by Age Group and Number of Doses Received

**% Eligible Population (5+) with At Least 1 Dose**  
**82.8%**

**% Eligible Population (5+) with At Least 2 Doses**  
**79.3%**

**% Total Population with At Least 1 Dose**  
**78.5%**

**% Total Population with At Least 2 Doses**  
**75.2%**



Data notes: Population coverage estimates represent residents of Grey Bruce who have received one or more doses of a COVID-19 vaccine, regardless of where the vaccine was received.  
 Data source: Number of vaccinated clients extracted from COVax-ON via IntelliHEALTH. Population estimates: Statistics Canada for 2020, Ontario Ministry of Finance Population Projections by Census Division.  
 Note that labels in the figure 'Vaccine Coverage by Age Group and Number of Doses Received' may not be visible if the percentage is small.  
 Data last refreshed March 8, 2022. Data are refreshed daily on weekdays and are current up to 11:59 PM on the previous day.

**Current Situation:** [Public Health Measures](#), [COVID-19 Vaccines for Grey Bruce](#), [COVID-19 Vaccine for Ontario](#)  
**Follow the 3 W's – Wash hands frequently, Watch distance (ideally 6ft), and Wear face covering correctly, and the 2 A's  
- Avoid Crowds and Arrange for outdoor activities instead of indoors whenever possible.**

**STAY HOME IF SICK**

**Shifting from pandemic to endemic**

**Case counts and vaccine data is taken from GBHU Epidemiological Reports as of 23:59 hrs, March 6, 2022:  
All data is preliminary and subject to change. Future situation reports will be updated accordingly.**

- 2 ↓ new cases reported in past 24 hours in Grey Bruce
  - Please note – New cases reported do not reflect actual caseloads in the community, however, they provide an accurate representation of the trends of transmission in the community.
- 23.9 ↓ Seven-day average of new daily cases
- 5 confirmed local active cases hospitalized in Grey Bruce due to COVID-19
  - +1 confirmed case(s) from Grey-Bruce hospitalized outside of Grey-Bruce due to COVID-19 (These numbers are reported to public health by Grey-Bruce hospitals on confirmed COVID-19 cases admitted for treatment attributed to COVID-19 infection)
- 35 deaths in Grey Bruce
  - +1 death related to a Grey Bruce resident that acquired the infection and was treated outside of Grey Bruce
  - +9 deaths related to Grey Bruce residents that acquired the infection in Grey Bruce however passed away outside of Grey Bruce
  - Local and provincial data may not align as cases with unconfirmed cause of death are not included above, but are included in the provincial data.

### **Active Outbreaks**

- 0 Facility(ies) in COVID-19 outbreak. Reported in [Hospitals](#)
- 3 Facility(ies) in COVID-19 outbreak. Reported in [Long-Term Care/Retirement Homes](#)
- To view active outbreaks, visit: [Outbreaks \(publichealthgreybruce.on.ca\)](https://publichealthgreybruce.on.ca)

### **Vaccine – for detailed information please visit [Website and Dashboard](#)**

- 350,325 Total Doses of COVID-19 vaccine administered in Grey and Bruce
- 650 Doses given within the past week

### **Future Vaccination Planning: [Vaccine Schedule](#)**

- To find a pharmacy that is offering the vaccine, please visit [COVID-19 pharmacy vaccine locations \(ontario.ca\)](#)
- Vaccines can also be obtained from Participating Primary Care Providers.

## Actions Taken In the Past 24 Hours:

Provincial COVID-19 Data - <https://covid-19.ontario.ca/data>

## Media Relations

Media inquiries should be directed to [Communications@publichealthgreybruce.on.ca](mailto:Communications@publichealthgreybruce.on.ca) 519-376-9420 or 1-800-263-3456 ext. 1315

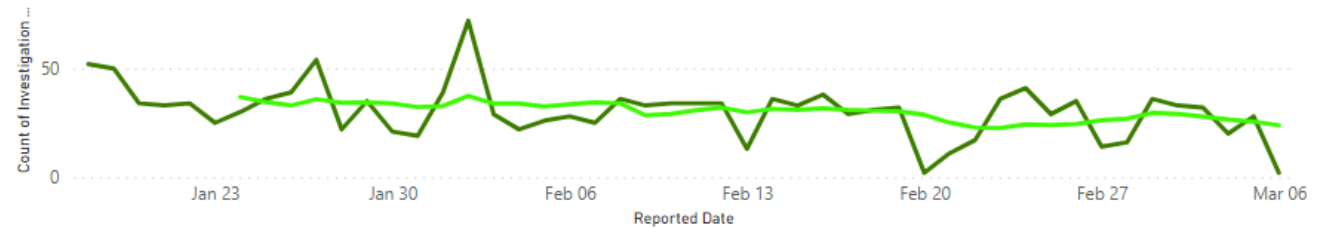
# GREY BRUCE Situation Report



<b>New Cases</b> <b>2</b> ↓	<b>7 Day Average</b> <b>23.9</b> ↓
<b>Stable</b>	

Count of Investigation Number and 7d moving average by Reported Date

● Count of Investigation Number ● 7d moving average

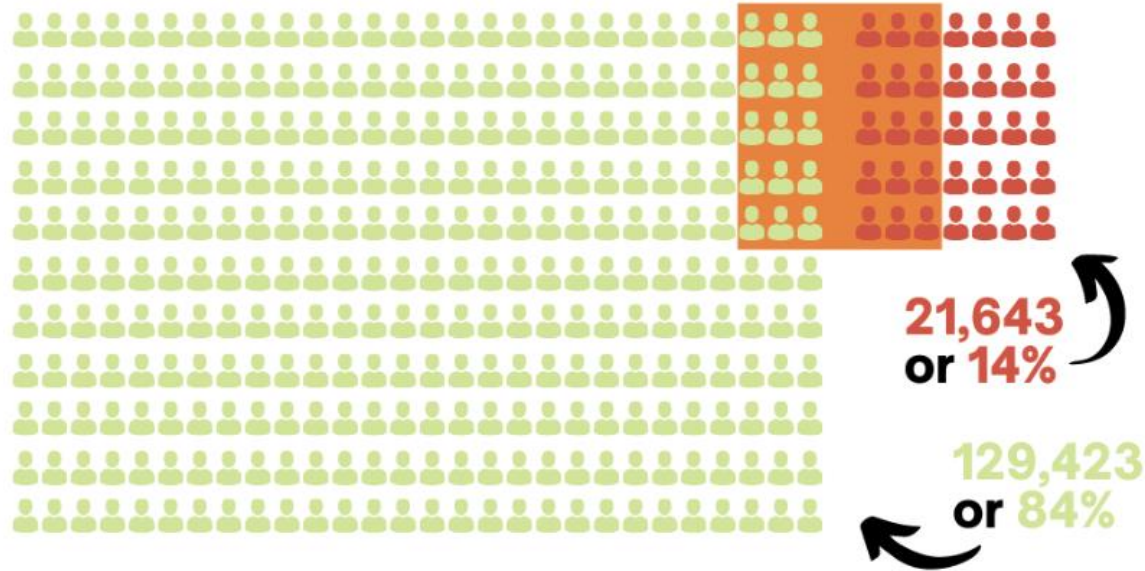


# Hospitalizations

Feb 1 - March 3, 2022

Vaccinated

Unvaccinated



Vaccinated in hospital

**14**

10 per 100,000

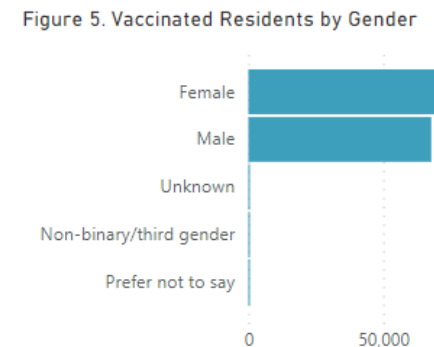
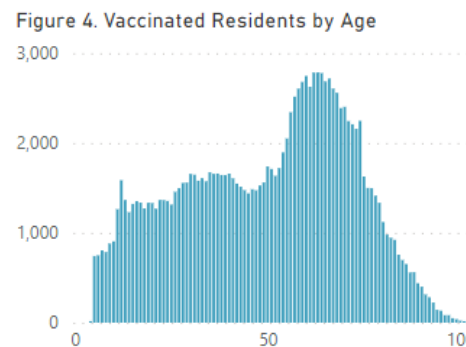
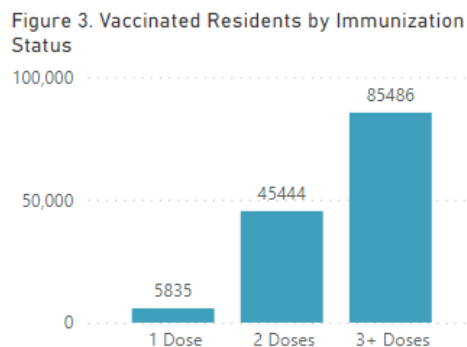
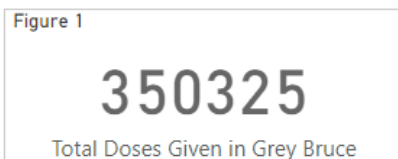
Unvaccinated in hospital

**8**

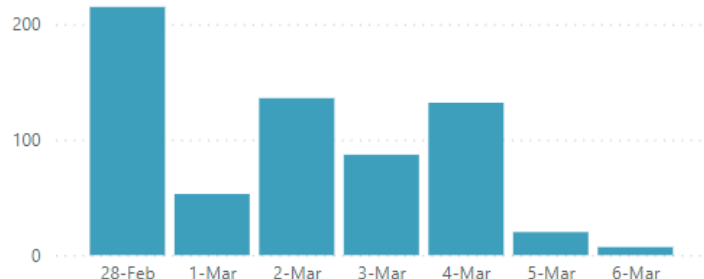
37 per 100,000

\*Eligible population (12+) 154,073

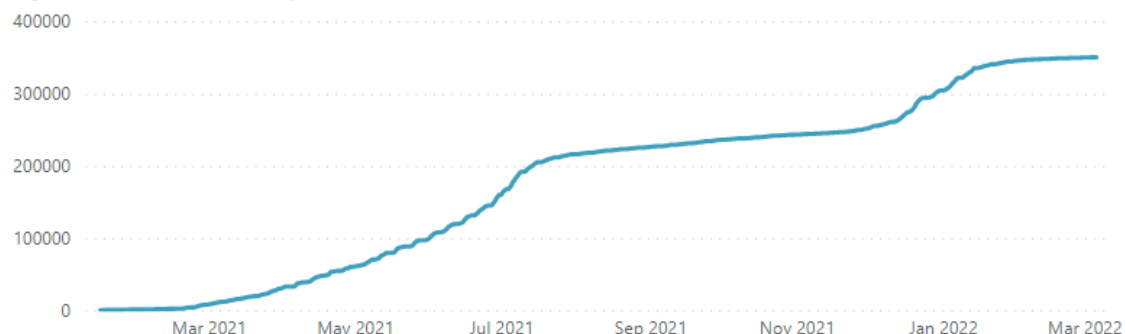
# GREY BRUCE COVID-19 VACCINATION OVERVIEW



**Figure 6. Doses Given in Past Week**



**Figure 7. Cumulative Doses by Date Given**



Data notes: Figures 1, 2, 6, and 7 represent COVID-19 vaccines administered in the Grey Bruce Health Region, both by the Grey Bruce Health Unit and participating partner organizations. These figures include all doses administered in Grey Bruce, regardless of whether they were given to Grey Bruce residents. These include first, second and any subsequent doses, and do not represent a unique count of individuals. Figures 3, 4, and 5 represent residents of Grey Bruce, who have received one or more doses of a COVID-19 vaccine, regardless of where the vaccine was received

Data source: data extracted from COVax-ON via IntelliHEALTH.

Data last refreshed March 7, 2022. Data are refreshed daily on weekdays and are current up to 11:59 PM on the previous day.

# GREY BRUCE COVID-19 VACCINATION COVERAGE



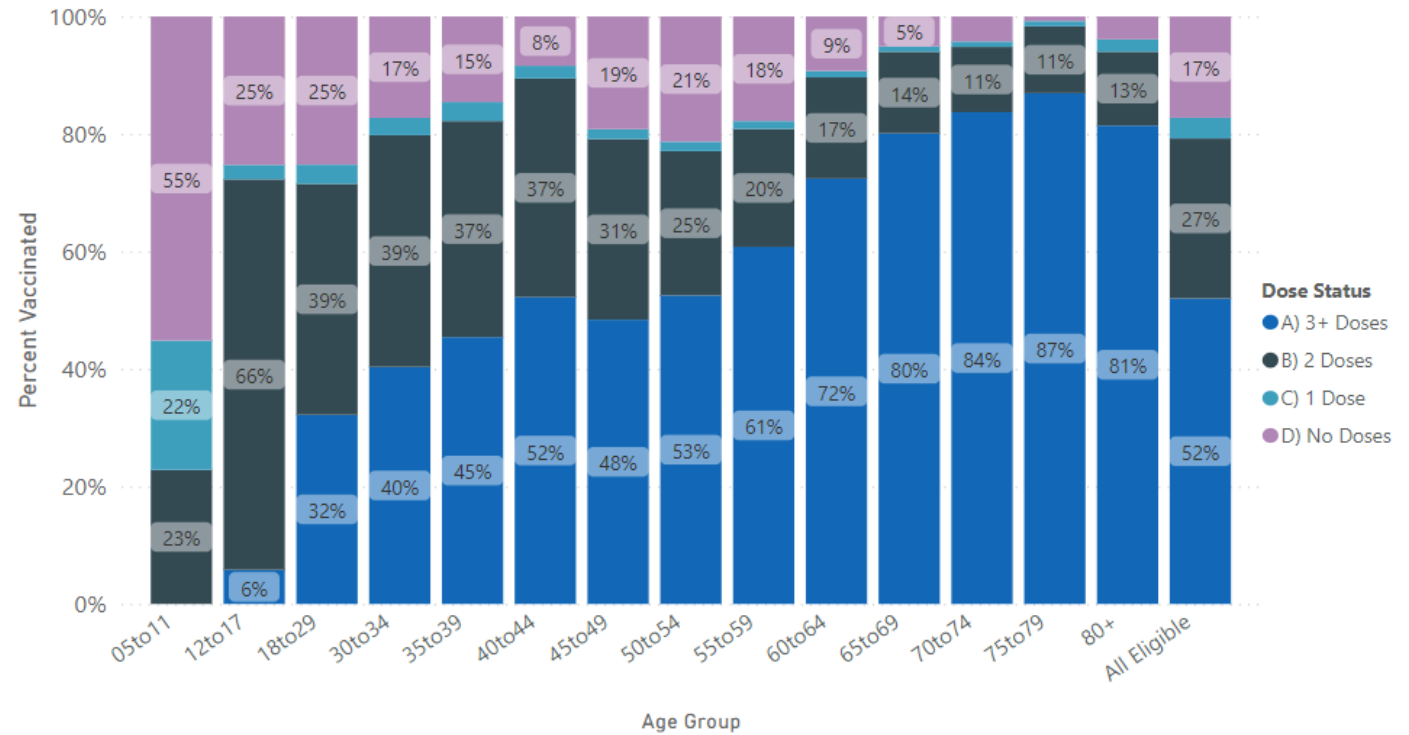
% Eligible Population (5+) with At Least 1 Dose  
**82.8%**

% Eligible Population (5+) with At Least 2 Doses  
**79.3%**

% Total Population with At Least 1 Dose  
**78.5%**

% Total Population with At Least 2 Doses  
**75.2%**

Vaccine Coverage by Age Group and Number of Doses Received



Data notes: Population coverage estimates represent residents of Grey Bruce who have received one or more doses of a COVID-19 vaccine, regardless of where the vaccine was received.  
 Data source: Number of vaccinated clients extracted from COVax-ON via IntelliHEALTH. Population estimates: Statistics Canada for 2020, Ontario Ministry of Finance Population Projections by Census Division.  
 Note that labels in the figure 'Vaccine Coverage by Age Group and Number of Doses Received' may not be visible if the percentage is small.  
 Data last refreshed March 7, 2022. Data are refreshed daily on weekdays and are current up to 11:59 PM on the previous day.



## Situation Report #719 COVID-19

Grey Bruce Health Unit | Incident Management System

March 6, 2022



**Current Situation:** [Public Health Measures](#), [COVID-19 Vaccines for Grey Bruce](#), [COVID-19 Vaccine for Ontario](#)  
**Follow the 3 W's – Wash hands frequently, Watch distance (ideally 6ft), and Wear face covering correctly, and the 2 A's  
- Avoid Crowds and Arrange for outdoor activities instead of indoors whenever possible.**

**STAY HOME IF SICK**

**Shifting from pandemic to endemic**

**Case counts and vaccine data is taken from GBHU Epidemiological Reports as of 23:59 hrs, March 5, 2022:**

**All data is preliminary and subject to change. Future situation reports will be updated accordingly.**

- 28 ↑ new cases reported in past 24 hours in Grey Bruce
  - Please note – New cases reported do not reflect actual caseloads in the community, however, they provide an accurate representation of the trends of transmission in the community.
- 24.7 ↑ Seven-day average of new daily cases
- 5 confirmed local active cases hospitalized in Grey Bruce due to COVID-19
  - +1 confirmed case(s) from Grey-Bruce hospitalized outside of Grey-Bruce due to COVID-19 (These numbers are reported to public health by Grey-Bruce hospitals on confirmed COVID-19 cases admitted for treatment attributed to COVID-19 infection)
- 34 deaths in Grey Bruce
  - +1 death related to a Grey Bruce resident that acquired the infection and was treated outside of Grey Bruce
  - +9 deaths related to Grey Bruce residents that acquired the infection in Grey Bruce however passed away outside of Grey Bruce
  - Local and provincial data may not align as cases with unconfirmed cause of death are not included above, but are included in the provincial data.

### **Active Outbreaks**

- 0 Facility(ies) in COVID-19 outbreak. Reported in [Hospitals](#)
- 4 Facility(ies) in COVID-19 outbreak. Reported in [Long-Term Care/Retirement Homes](#)
- To view active outbreaks, visit: [Outbreaks \(publichealthgreybruce.on.ca\)](https://publichealthgreybruce.on.ca)

**Vaccine – for detailed information please visit [Website and Dashboard](#)**

- 350,112 Total Doses of COVID-19 vaccine administered in Grey and Bruce
- 632 Doses given within the past week

**Future Vaccination Planning: [Vaccine Schedule](#)**

- [To find a pharmacy that is offering the vaccine, please visit COVID-19 pharmacy vaccine locations \(ontario.ca\)](#)
- [Vaccines can also be obtained from Participating Primary Care Providers.](#)

## Actions Taken In the Past 24 Hours:

Provincial COVID-19 Data - <https://covid-19.ontario.ca/data>

### Media Relations

Media inquiries should be directed to [Communications@publichealthgreybruce.on.ca](mailto:Communications@publichealthgreybruce.on.ca) 519-376-9420 or 1-800-263-3456 ext. 1315



# Situation Report #718 COVID-19

Grey Bruce Health Unit | Incident Management System

March 5, 2022

---

Current Situation: [Public Health Measures](#), [COVID-19 Vaccines for Grey Bruce](#), [COVID-19 Vaccine for Ontario](#)

*Follow the 3 W's – Wash hands frequently, Watch distance (ideally 6ft), and Wear face covering correctly, and the 2 A's – Avoid Crowds and Arrange for outdoor activities instead of indoors whenever possible.*

**STAY HOME IF SICK**

**Shifting from pandemic to endemic**

Case counts and vaccine data is taken from GBHU Epidemiological Reports as of 23:59 hrs, March 4, 2022:

All data is preliminary and subject to change. Future situation reports will be updated accordingly.

- 18 ↓ new cases reported in past 24 hours in Grey Bruce
  - Please note – New cases reported do not reflect actual caseloads in the community, however, they provide an accurate representation of the trends of transmission in the community.
- 23.8 ↓ Seven-day average of new daily cases
- 5 confirmed local active cases hospitalized in Grey Bruce due to COVID-19
  - +1 confirmed case(s) from Grey-Bruce hospitalized outside of Grey-Bruce due to COVID-19 (These numbers are reported to public health by Grey-Bruce hospitals on confirmed COVID-19 cases admitted for treatment attributed to COVID-19 infection)
- 34 deaths in Grey Bruce
  - +1 death related to a Grey Bruce resident that acquired the infection and was treated outside of Grey Bruce
  - +9 deaths related to Grey Bruce residents that acquired the infection in Grey Bruce however passed away outside of Grey Bruce
  - Local and provincial data may not align as cases with unconfirmed cause of death are not included above, but are included in the provincial data.

## Active Outbreaks

- 0 Facility(ies) in COVID-19 outbreak. Reported in [Hospitals](#)
- 4 Facility(ies) in COVID-19 outbreak. Reported in [Long-Term Care/Retirement Homes](#)
- To view active outbreaks, visit: [Outbreaks \(publichealthgreybruce.on.ca\)](https://publichealthgreybruce.on.ca/outbreaks)

## Vaccine – for detailed information please visit [Website and Dashboard](#)

- 350,112 Total Doses of COVID-19 vaccine administered in Grey and Bruce
- 632 Doses given within the past week

## Future Vaccination Planning: [Vaccine Schedule](#)

- [To find a pharmacy that is offering the vaccine, please visit COVID-19 pharmacy vaccine locations \(ontario.ca\)](#)
- [Vaccines can also be obtained from Participating Primary Care Providers.](#)

## Actions Taken In the Past 24 Hours:

Provincial COVID-19 Data - <https://covid-19.ontario.ca/data>

## Media Relations

Media inquiries should be directed to [Communications@publichealthgreybruce.on.ca](mailto:Communications@publichealthgreybruce.on.ca) 519-376-9420 or 1-800-263-3456 ext. 1315



# Situation Report #717 COVID-19

Grey Bruce Health Unit | Incident Management System

March 4, 2022

---

Current Situation: [Public Health Measures](#), [COVID-19 Vaccines for Grey Bruce](#), [COVID-19 Vaccine for Ontario](#)

*Follow the 3 W's – Wash hands frequently, Watch distance (ideally 6ft), and Wear face covering correctly, and the 2 A's – Avoid Crowds and Arrange for outdoor activities instead of indoors whenever possible.*

**STAY HOME IF SICK**

Shifting from pandemic to endemic

**Case counts and vaccine data is taken from GBHU Epidemiological Reports as of 23:59 hrs, March 3, 2022:**

**All data is preliminary and subject to change. Future situation reports will be updated accordingly.**

- 28 ↑ new cases reported in past 24 hours in Grey Bruce
  - Please note – New cases reported do not reflect actual caseloads in the community, however, they provide an accurate representation of the trends of transmission in the community.
- 27.3 ↓ Seven-day average of new daily cases
- 5 confirmed local active cases hospitalized in Grey Bruce due to COVID-19
  - +1 confirmed case(s) from Grey-Bruce hospitalized outside of Grey-Bruce due to COVID-19 (These numbers are reported to public health by Grey-Bruce hospitals on confirmed COVID-19 cases admitted for treatment attributed to COVID-19 infection)
- 34 deaths in Grey Bruce
  - +1 death related to a Grey Bruce resident that acquired the infection and was treated outside of Grey Bruce
  - +9 deaths related to Grey Bruce residents that acquired the infection in Grey Bruce however passed away outside of Grey Bruce
  - Local and provincial data may not align as cases with unconfirmed cause of death are not included above, but are included in the provincial data.

### **Active Outbreaks**

- 0 Facility(ies) in COVID-19 outbreak. Reported in [Hospitals](#)
- 4 Facility(ies) in COVID-19 outbreak. Reported in [Long-Term Care/Retirement Homes](#)
- To view active outbreaks, visit: [Outbreaks \(publichealthgreybruce.on.ca\)](#)

### **Vaccine – for detailed information please visit [Website and Dashboard](#)**

- 350,112 Total Doses of COVID-19 vaccine administered in Grey and Bruce
- 632 Doses given within the past week

### **Future Vaccination Planning: [Vaccine Schedule](#)**

- To find a pharmacy that is offering the vaccine, please visit [COVID-19 pharmacy vaccine locations \(ontario.ca\)](#)
- Vaccines can also be obtained from Participating Primary Care Providers.

### **Actions Taken In the Past 24 Hours:**

### **Provincial COVID-19 Data - <https://covid-19.ontario.ca/data>**

### **Media Relations**

Media inquiries should be directed to [Communications@publichealthgreybruce.on.ca](mailto:Communications@publichealthgreybruce.on.ca) 519-376-9420 or 1-800-263-3456 ext. 1315

# GREY BRUCE Situation Report



New Cases

28 ↑

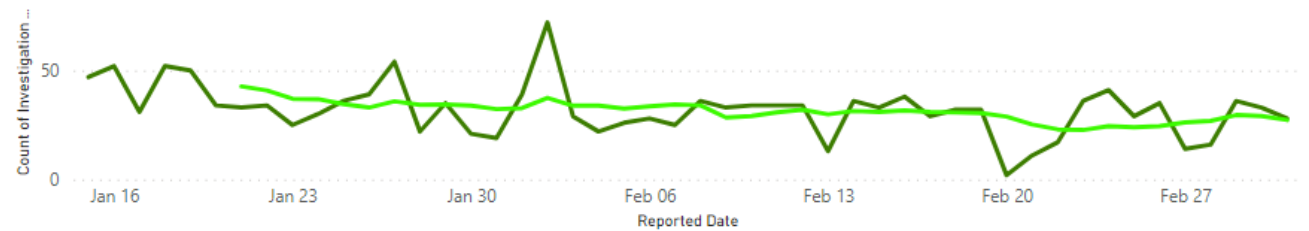
7 Day Average

27.3 ↓

Stable

Count of Investigation Number and 7d moving average by Reported Date

● Count of Investigation Number ● 7d moving average

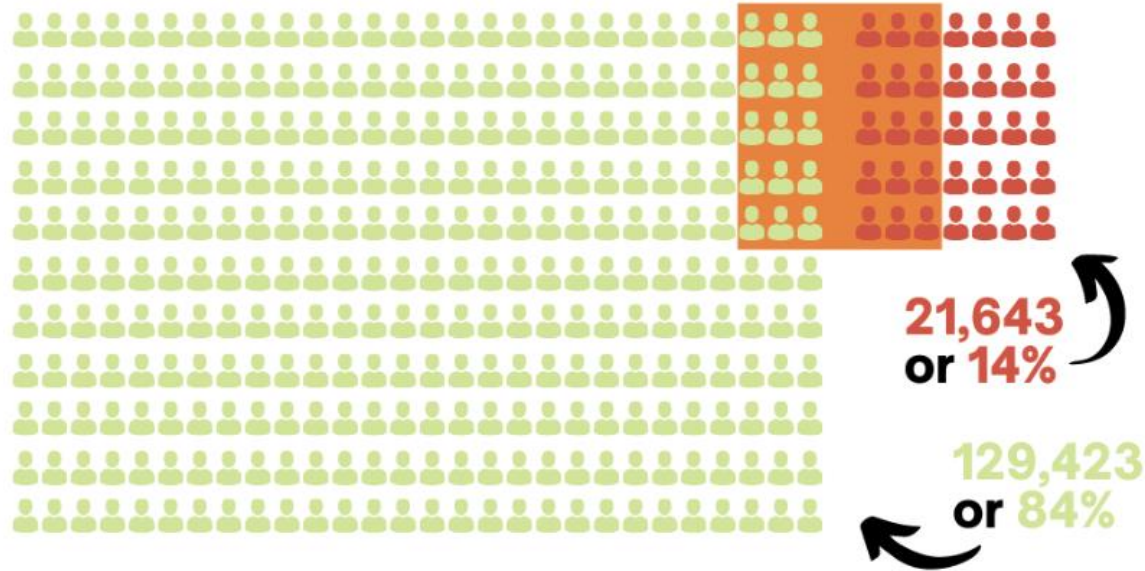


# Hospitalizations

Feb 1 - March 3, 2022

Vaccinated

Unvaccinated



Vaccinated in hospital

**14**

10 per 100,000

Unvaccinated in hospital

**8**

37 per 100,000

\*Eligible population (12+) 154,073

# GREY BRUCE COVID-19 VACCINATION OVERVIEW

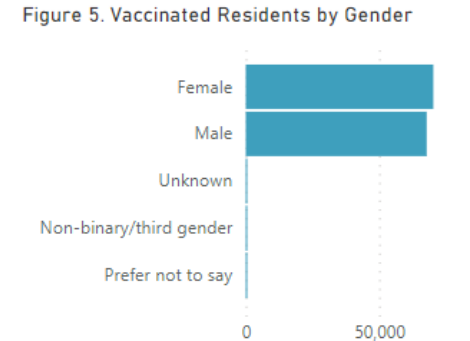
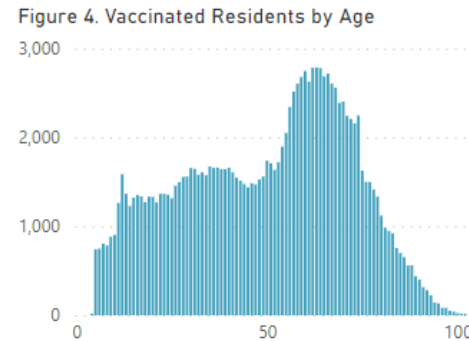
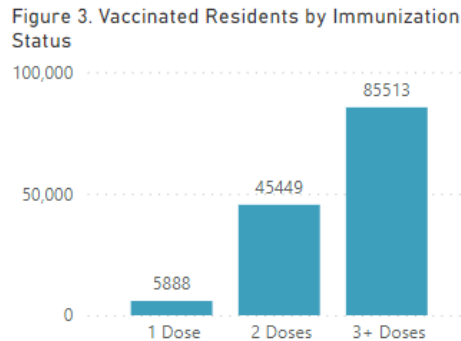
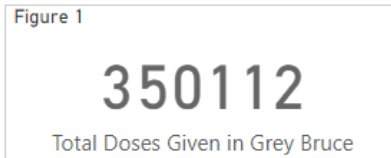


Figure 6. Doses Given in Past Week

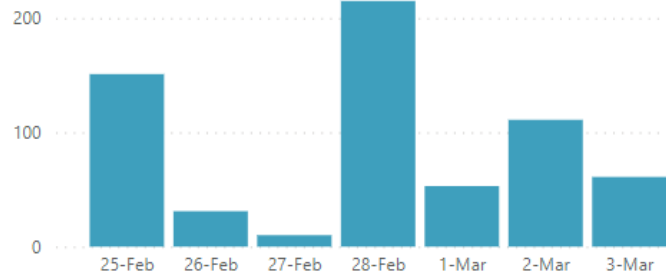
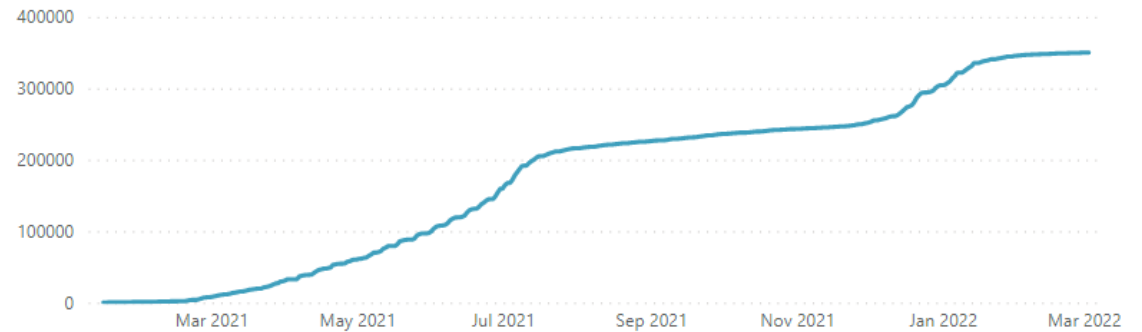


Figure 7. Cumulative Doses by Date Given



Data notes: Figures 1, 2, 6, and 7 represent COVID-19 vaccines administered in the Grey Bruce Health Region, both by the Grey Bruce Health Unit and participating partner organizations. These figures include all doses administered in Grey Bruce, regardless of whether they were given to Grey Bruce residents. These include first, second and any subsequent doses, and do not represent a unique count of individuals.

Figures 3, 4, and 5 represent residents of Grey Bruce, who have received one or more doses of a COVID-19 vaccine, regardless of where the vaccine was received

Data source: data extracted from COVax-ON via IntelliHEALTH.

Data last refreshed March 4, 2022. Data are refreshed daily on weekdays and are current up to 11:59 PM on the previous day.

# GREY BRUCE COVID-19 VACCINATION COVERAGE

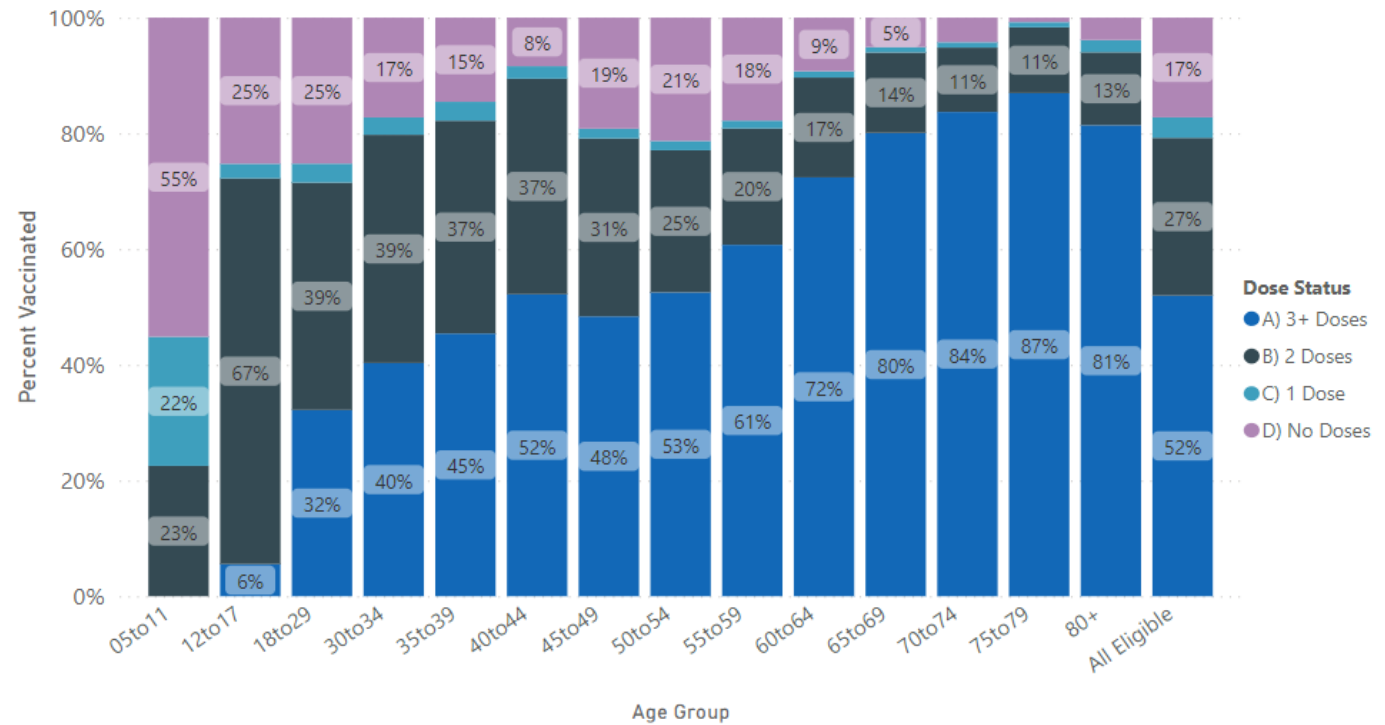
Vaccine Coverage by Age Group and Number of Doses Received

**% Eligible Population (5+) with At Least 1 Dose**  
**82.8%**

**% Eligible Population (5+) with At Least 2 Doses**  
**79.2%**

**% Total Population with At Least 1 Dose**  
**78.5%**

**% Total Population with At Least 2 Doses**  
**75.1%**



Data notes: Population coverage estimates represent residents of Grey Bruce who have received one or more doses of a COVID-19 vaccine, regardless of where the vaccine was received.  
 Data source: Number of vaccinated clients extracted from COVax-ON via IntelliHEALTH. Population estimates: Statistics Canada for 2020, Ontario Ministry of Finance Population Projections by Census Division.  
 Note that labels in the figure 'Vaccine Coverage by Age Group and Number of Doses Received' may not be visible if the percentage is small.  
 Data last refreshed March 4, 2022. Data are refreshed daily on weekdays and are current up to 11:59 PM on the previous day.



**Current Situation:** [Public Health Measures](#), [COVID-19 Vaccines for Grey Bruce](#), [COVID-19 Vaccine for Ontario](#)  
**Follow the 3 W's – Wash hands frequently, Watch distance (ideally 6ft), and Wear face covering correctly, and the 2 A's  
- Avoid Crowds and Arrange for outdoor activities instead of indoors whenever possible.**

**STAY HOME IF SICK**

**Shifting from pandemic to endemic**

**Case counts and vaccine data is taken from GBHU Epidemiological Reports as of 23:59 hrs, March 2, 2022:**

**All data is preliminary and subject to change. Future situation reports will be updated accordingly.**

- 25 ↓ new cases reported in past 24 hours in Grey Bruce
  - Please note – New cases reported do not reflect actual caseloads in the community, however, they provide an accurate representation of the trends of transmission in the community.
- 28 ↓ Seven-day average of new daily cases
- 5 confirmed local active cases hospitalized in Grey Bruce due to COVID-19
  - +1 confirmed case(s) from Grey-Bruce hospitalized outside of Grey-Bruce due to COVID-19 (These numbers are reported to public health by Grey-Bruce hospitals on confirmed COVID-19 cases admitted for treatment attributed to COVID-19 infection)
- 34 deaths in Grey Bruce
  - +1 death related to a Grey Bruce resident that acquired the infection and was treated outside of Grey Bruce
  - +9 deaths related to Grey Bruce residents that acquired the infection in Grey Bruce however passed away outside of Grey Bruce
  - Local and provincial data may not align as cases with unconfirmed cause of death are not included above, but are included in the provincial data.

### **Active Outbreaks**

- 0 Facility(ies) in COVID-19 outbreak. Reported in [Hospitals](#)
- 4 Facility(ies) in COVID-19 outbreak. Reported in [Long-Term Care/Retirement Homes](#)
- To view active outbreaks, visit: [Outbreaks \(publichealthgreybruce.on.ca\)](https://publichealthgreybruce.on.ca)

**Vaccine – for detailed information please visit [Website and Dashboard](#)**

- 350,049 Total Doses of COVID-19 vaccine administered in Grey and Bruce
- 672 Doses given within the past week

**Future Vaccination Planning: [Vaccine Schedule](#)**

- To find a pharmacy that is offering the vaccine, please visit [COVID-19 pharmacy vaccine locations \(ontario.ca\)](#)
- Vaccines can also be obtained from Participating Primary Care Providers.

## Actions Taken In the Past 24 Hours:

Provincial COVID-19 Data - <https://covid-19.ontario.ca/data>

### Media Relations

Media inquiries should be directed to [Communications@publichealthgreybruce.on.ca](mailto:Communications@publichealthgreybruce.on.ca) 519-376-9420 or 1-800-263-3456 ext. 1315

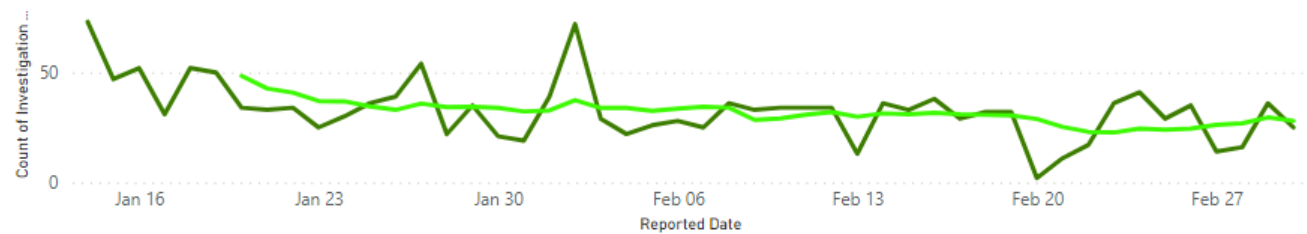
# GREY BRUCE Situation Report



<b>New Cases</b> <b>25</b> ↓	<b>7 Day Average</b> <b>28.0</b>
<b>Stable</b>	

Count of Investigation Number and 7d moving average by Reported Date

● Count of Investigation Number ● 7d moving average

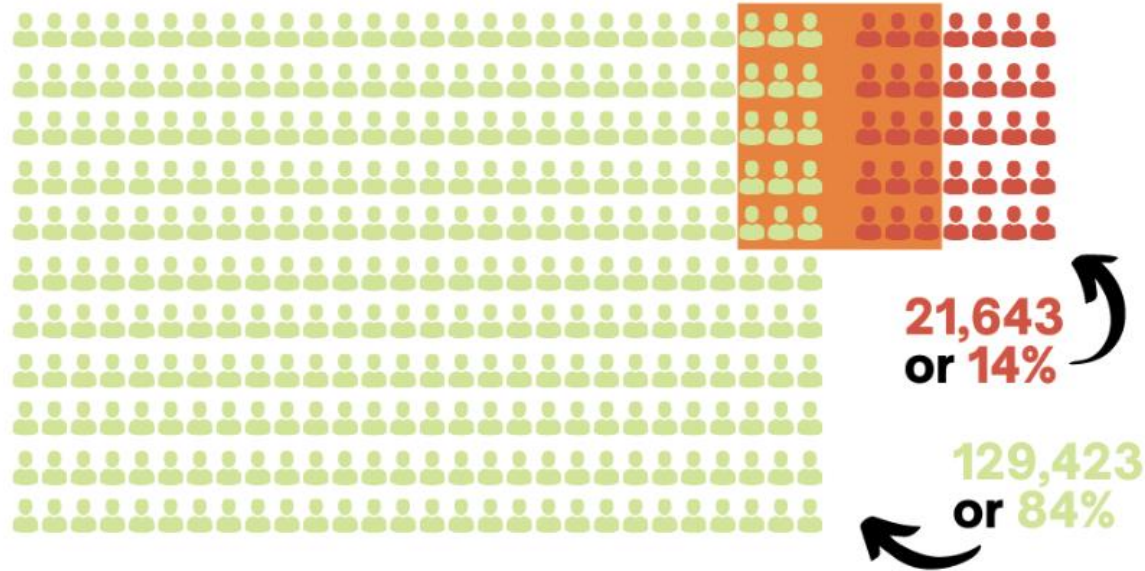


# Hospitalizations

Feb 1 - March 3, 2022

Vaccinated

Unvaccinated



Vaccinated in hospital

**14**

10 per 100,000

Unvaccinated in hospital

**8**

37 per 100,000

\*Eligible population (12+) 154,073

# GREY BRUCE COVID-19 VACCINATION OVERVIEW

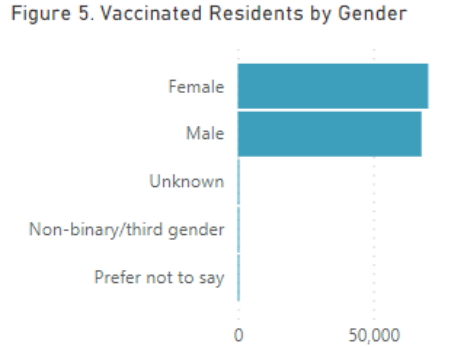
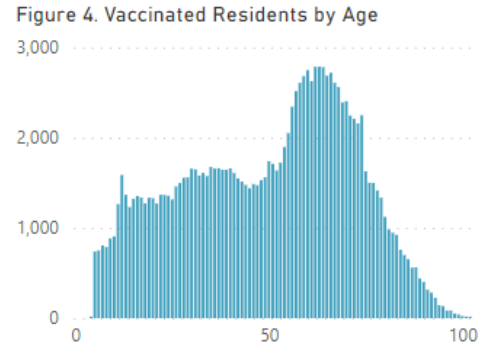
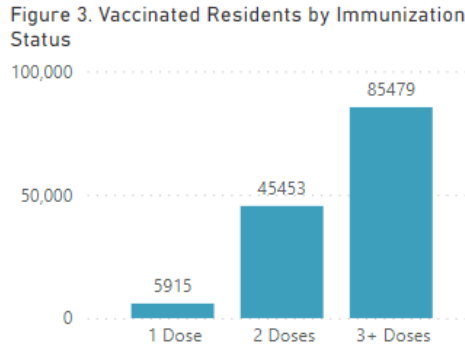


Figure 6. Doses Given in Past Week

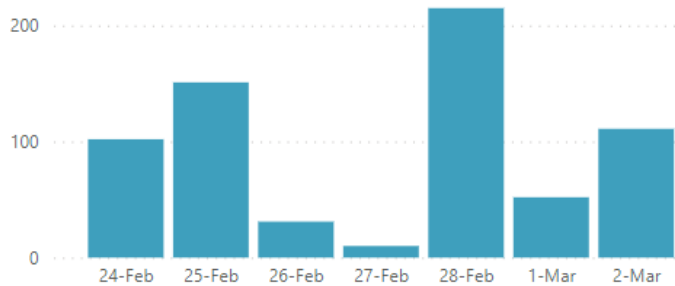
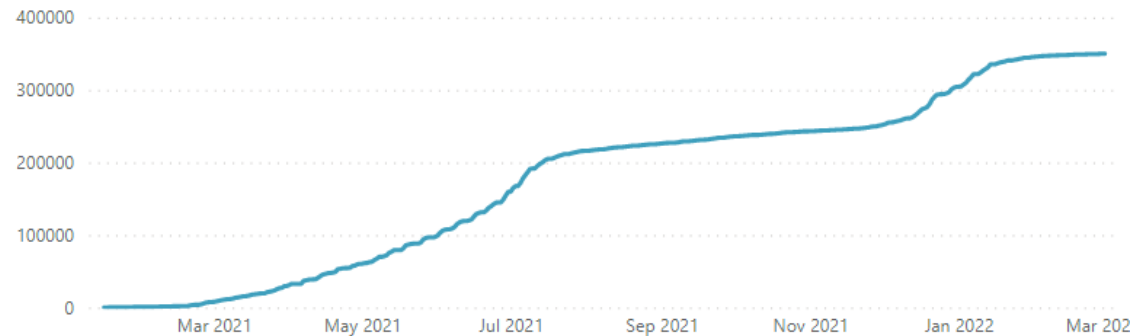


Figure 7. Cumulative Doses by Date Given



Data notes: Figures 1, 2, 6, and 7 represent COVID-19 vaccines administered in the Grey Bruce Health Region, both by the Grey Bruce Health Unit and participating partner organizations. These figures include all doses administered in Grey Bruce, regardless of whether they were given to Grey Bruce residents. These include first, second and any subsequent doses, and do not represent a unique count of individuals. Figures 3, 4, and 5 represent residents of Grey Bruce, who have received one or more doses of a COVID-19 vaccine, regardless of where the vaccine was received

Data source: data extracted from COVax-ON via IntelliHEALTH.

Data last refreshed March 3, 2022. Data are refreshed daily on weekdays and are current up to 11:59 PM on the previous day.

# GREY BRUCE COVID-19 VACCINATION COVERAGE



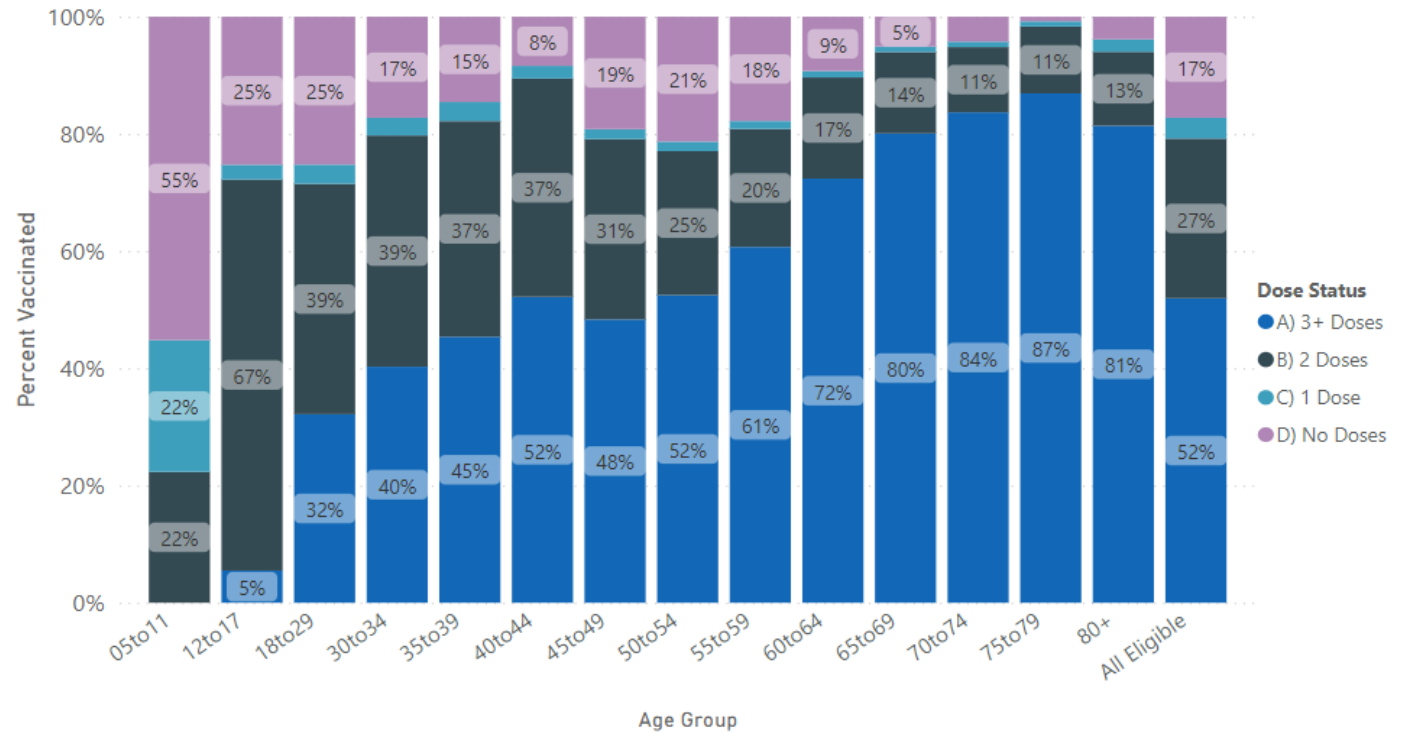
Vaccine Coverage by Age Group and Number of Doses Received

% Eligible Population (5+) with At Least 1 Dose  
**82.8%**

% Eligible Population (5+) with At Least 2 Doses  
**79.2%**

% Total Population with At Least 1 Dose  
**78.5%**

% Total Population with At Least 2 Doses  
**75.1%**



Data notes: Population coverage estimates represent residents of Grey Bruce who have received one or more doses of a COVID-19 vaccine, regardless of where the vaccine was received.  
 Data source: Number of vaccinated clients extracted from COVax-ON via IntelliHEALTH. Population estimates: Statistics Canada for 2020, Ontario Ministry of Finance Population Projections by Census Division.  
 Note that labels in the figure 'Vaccine Coverage by Age Group and Number of Doses Received' may not be visible if the percentage is small.  
 Data last refreshed March 3, 2022. Data are refreshed daily on weekdays and are current up to 11:59 PM on the previous day.



## Situation Report #715 COVID-19

Grey Bruce Health Unit | Incident Management System

March 2, 2022

**Current Situation:** [Public Health Measures](#), [COVID-19 Vaccines for Grey Bruce](#), [COVID-19 Vaccine for Ontario](#)  
**Follow the 3 W's – Wash hands frequently, Watch distance (ideally 6ft), and Wear face covering correctly, and the 2 A's  
- Avoid Crowds and Arrange for outdoor activities instead of indoors whenever possible.**

**STAY HOME IF SICK**

**Shifting from pandemic to endemic**

**Case counts and vaccine data is taken from GBHU Epidemiological Reports as of 23:59 hrs, March 1, 2022:  
All data is preliminary and subject to change. Future situation reports will be updated accordingly.**

- 34 ↑ new cases reported in past 24 hours in Grey Bruce
  - Please note – New cases reported do not reflect actual caseloads in the community, however, they provide an accurate representation of the trends of transmission in the community.
- 29.3 ↑ Seven-day average of new daily cases
- 6 confirmed local active cases hospitalized in Grey Bruce due to COVID-19
  - +1 confirmed case(s) from Grey-Bruce hospitalized outside of Grey-Bruce due to COVID-19 (These numbers are reported to public health by Grey-Bruce hospitals on confirmed COVID-19 cases admitted for treatment attributed to COVID-19 infection)
- 33 deaths in Grey Bruce
  - +1 death related to a Grey Bruce resident that acquired the infection and was treated outside of Grey Bruce
  - +9 deaths related to Grey Bruce residents that acquired the infection in Grey Bruce however passed away outside of Grey Bruce
  - Local and provincial data may not align as cases with unconfirmed cause of death are not included above, but are included in the provincial data.

### **Active Outbreaks**

- 0 Facility(ies) in COVID-19 outbreak. Reported in [Hospitals](#)
- 4 Facility(ies) in COVID-19 outbreak. Reported in [Long-Term Care/Retirement Homes](#)
- To view active outbreaks, visit: [Outbreaks \(publichealthgreybruce.on.ca\)](https://publichealthgreybruce.on.ca)

### **Vaccine – for detailed information please visit [Website and Dashboard](#)**

- 349,932 Total Doses of COVID-19 vaccine administered in Grey and Bruce
- 701 Doses given within the past week

### **Future Vaccination Planning: [Vaccine Schedule](#)**

- To find a pharmacy that is offering the vaccine, please visit [COVID-19 pharmacy vaccine locations \(ontario.ca\)](#)
- Vaccines can also be obtained from Participating Primary Care Providers.

## Actions Taken In the Past 24 Hours:

Provincial COVID-19 Data - <https://covid-19.ontario.ca/data>

## Media Relations

Media inquiries should be directed to [Communications@publichealthgreybruce.on.ca](mailto:Communications@publichealthgreybruce.on.ca) 519-376-9420 or 1-800-263-3456 ext. 1315

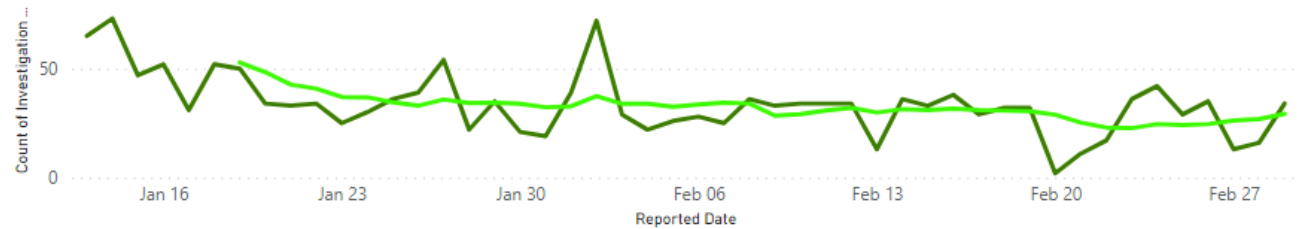
# GREY BRUCE Situation Report



<b>New Cases</b> <b>34</b> ↑	<b>7 Day Average</b> <b>29.3</b>
<b>Stable</b>	

Count of Investigation Number and 7d moving average by Reported Date

● Count of Investigation Number ● 7d moving average

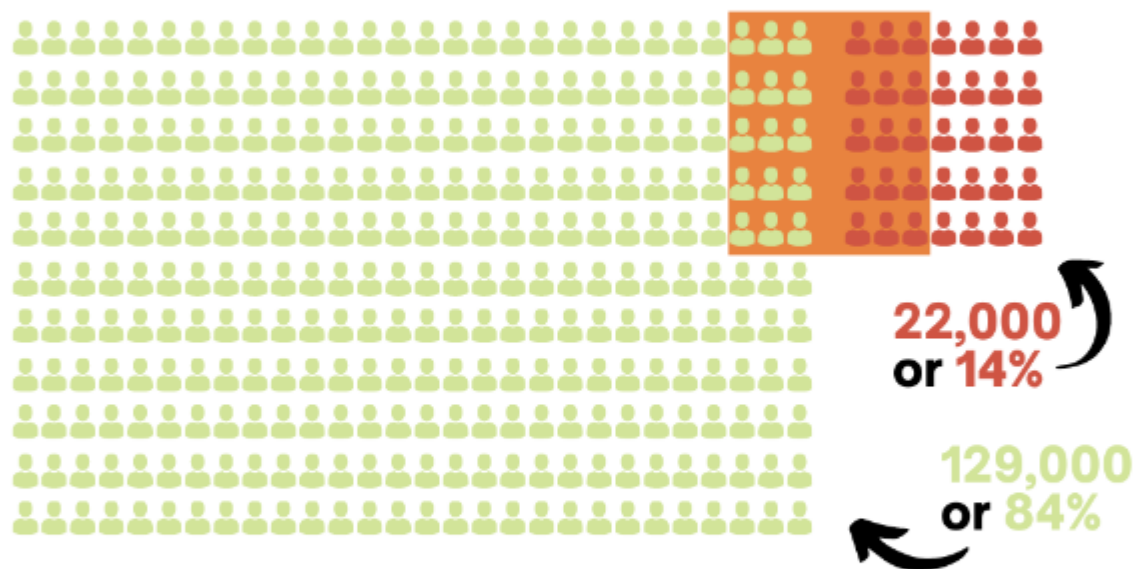


# Hospitalizations

Jan 17-Feb 17, 2022

Vaccinated

Unvaccinated



Vaccinated in hospital

**17**

13 per 100,000

Unvaccinated in hospital

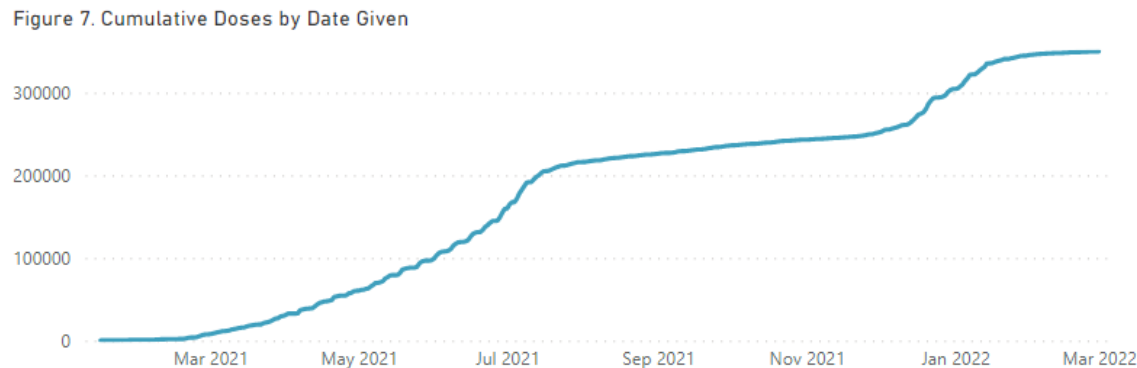
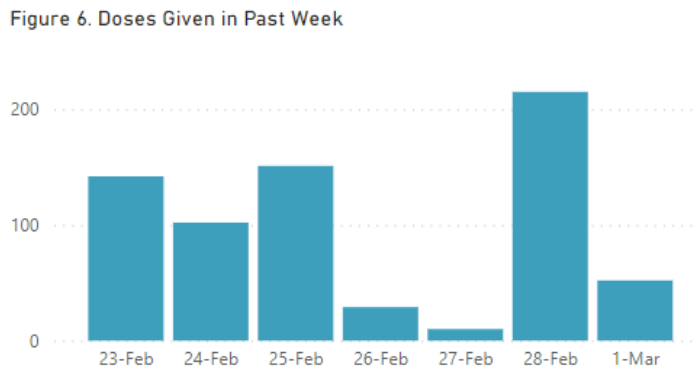
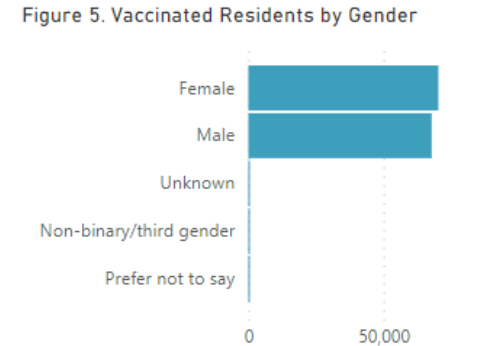
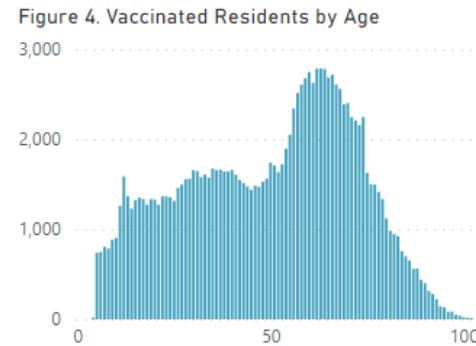
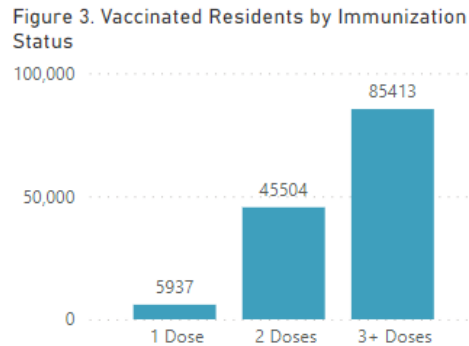
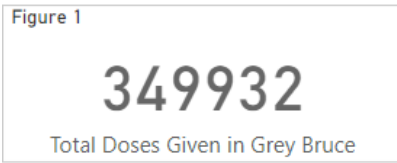
**16**

73 per 100,000

\*Eligible population (12+) 154,000



# GREY BRUCE COVID-19 VACCINATION OVERVIEW



Data notes: Figures 1, 2, 6, and 7 represent COVID-19 vaccines administered in the Grey Bruce Health Region, both by the Grey Bruce Health Unit and participating partner organizations. These figures include all doses administered in Grey Bruce, regardless of whether they were given to Grey Bruce residents. These include first, second and any subsequent doses, and do not represent a unique count of individuals. Figures 3, 4, and 5 represent residents of Grey Bruce, who have received one or more doses of a COVID-19 vaccine, regardless of where the vaccine was received

Data source: data extracted from COVax-ON via IntelliHEALTH.

Data last refreshed March 2, 2022. Data are refreshed daily on weekdays and are current up to 11:59 PM on the previous day.

# GREY BRUCE COVID-19 VACCINATION COVERAGE



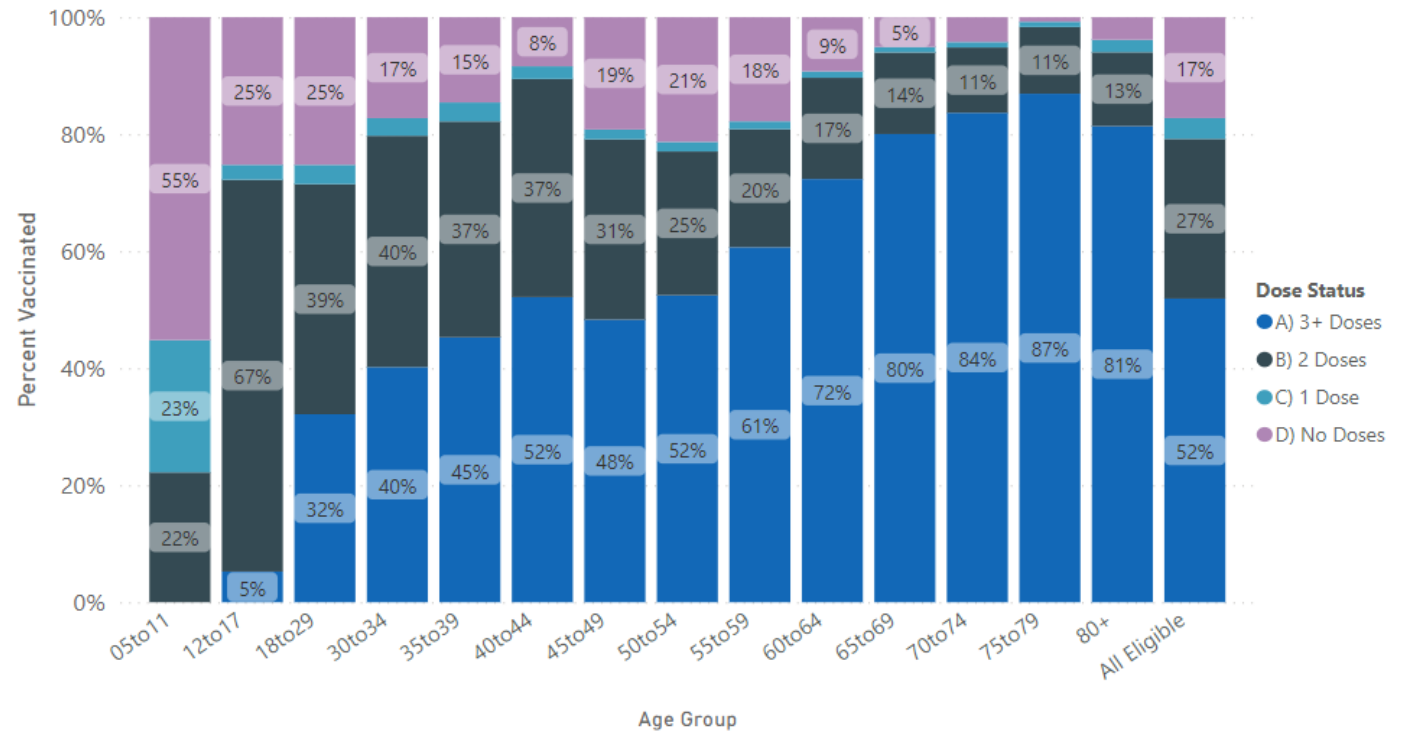
% Eligible Population (5+) with At Least 1 Dose  
**82.8%**

% Eligible Population (5+) with At Least 2 Doses  
**79.2%**

% Total Population with At Least 1 Dose  
**78.5%**

% Total Population with At Least 2 Doses  
**75.1%**

Vaccine Coverage by Age Group and Number of Doses Received



Data notes: Population coverage estimates represent residents of Grey Bruce who have received one or more doses of a COVID-19 vaccine, regardless of where the vaccine was received.  
 Data source: Number of vaccinated clients extracted from COVax-ON via IntelliHEALTH. Population estimates: Statistics Canada for 2020, Ontario Ministry of Finance Population Projections by Census Division.  
 Note that labels in the figure 'Vaccine Coverage by Age Group and Number of Doses Received' may not be visible if the percentage is small.  
 Data last refreshed March 2, 2022. Data are refreshed daily on weekdays and are current up to 11:59 PM on the previous day.



## Situation Report #714 COVID-19

Grey Bruce Health Unit | Incident Management System

March 1, 2022

**Current Situation:** [Public Health Measures](#), [COVID-19 Vaccines for Grey Bruce](#), [COVID-19 Vaccine for Ontario](#)  
**Follow the 3 W's – Wash hands frequently, Watch distance (ideally 6ft), and Wear face covering correctly, and the 2 A's  
- Avoid Crowds and Arrange for outdoor activities instead of indoors whenever possible.**

**STAY HOME IF SICK**

**Shifting from pandemic to endemic**

**Case counts and vaccine data is taken from GBHU Epidemiological Reports as of 23:59 hrs, February 28, 2022:  
All data is preliminary and subject to change. Future situation reports will be updated accordingly.**

- 15 ↑ new cases reported in past 24 hours in Grey Bruce
  - Please note – New cases reported do not reflect actual caseloads in the community, however, they provide an accurate representation of the trends of transmission in the community.
- 26 ~ Seven-day average of new daily cases
- 5 confirmed local active cases hospitalized in Grey Bruce due to COVID-19
  - +1 confirmed case(s) from Grey-Bruce hospitalized outside of Grey-Bruce due to COVID-19 (These numbers are reported to public health by Grey-Bruce hospitals on confirmed COVID-19 cases admitted for treatment attributed to COVID-19 infection)
- 33 deaths in Grey Bruce
  - +1 death related to a Grey Bruce resident that acquired the infection and was treated outside of Grey Bruce
  - +9 deaths related to Grey Bruce residents that acquired the infection in Grey Bruce however passed away outside of Grey Bruce
  - Local and provincial data may not align as cases with unconfirmed cause of death are not included above, but are included in the provincial data.

### **Active Outbreaks**

- 0 Facility(ies) in COVID-19 outbreak. Reported in [Hospitals](#)
- 4 Facility(ies) in COVID-19 outbreak. Reported in [Long-Term Care/Retirement Homes](#)
- To view active outbreaks, visit: [Outbreaks \(publichealthgreybruce.on.ca\)](https://publichealthgreybruce.on.ca)

### **Vaccine – for detailed information please visit [Website and Dashboard](#)**

- 349,841 Total Doses of COVID-19 vaccine administered in Grey and Bruce
- 842 Doses given within the past week

### **Future Vaccination Planning: [Vaccine Schedule](#)**

- To find a pharmacy that is offering the vaccine, please visit [COVID-19 pharmacy vaccine locations \(ontario.ca\)](#)
- Vaccines can also be obtained from Participating Primary Care Providers.

## Actions Taken In the Past 24 Hours:

Provincial COVID-19 Data - <https://covid-19.ontario.ca/data>

### Media Relations

Media inquiries should be directed to [Communications@publichealthgreybruce.on.ca](mailto:Communications@publichealthgreybruce.on.ca) 519-376-9420 or 1-800-263-3456 ext. 1315

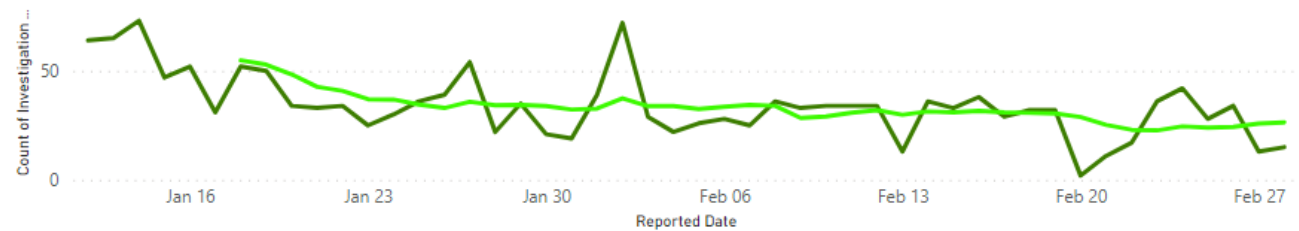
# GREY BRUCE Situation Report



<b>New Cases</b> <b>15</b> ↑	<b>7 Day Average</b> <b>26.4</b>
<b>Stable</b>	

Count of Investigation Number and 7d moving average by Reported Date

● Count of Investigation Number ● 7d moving average




# Hospitalizations

Jan 17-Feb 17, 2022

Vaccinated

Unvaccinated



Vaccinated in hospital

**17**

13 per 100,000

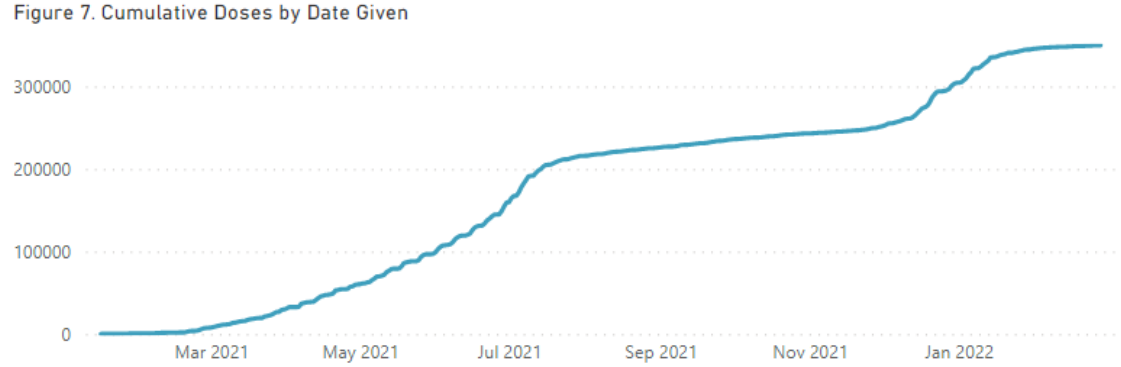
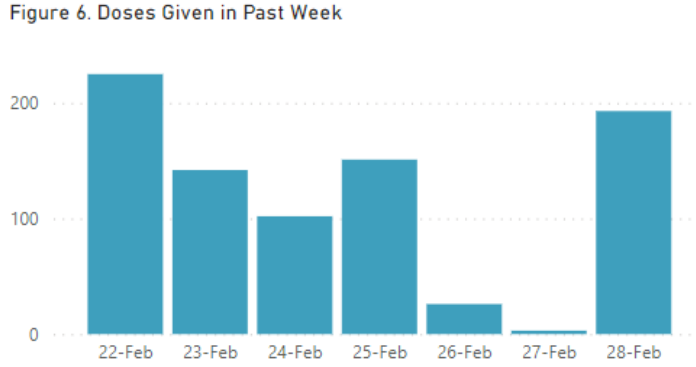
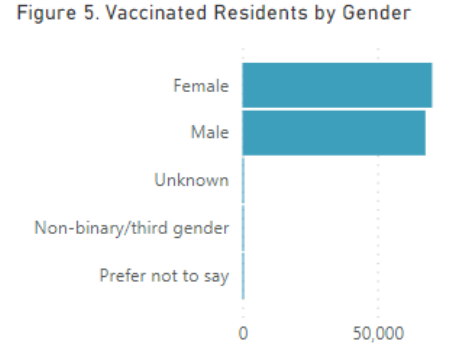
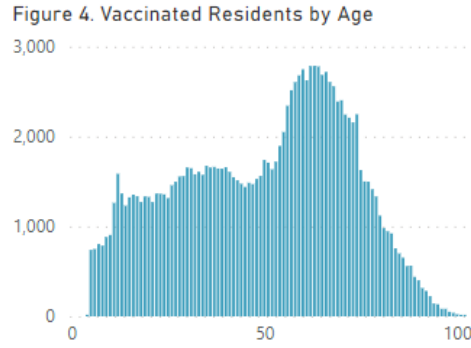
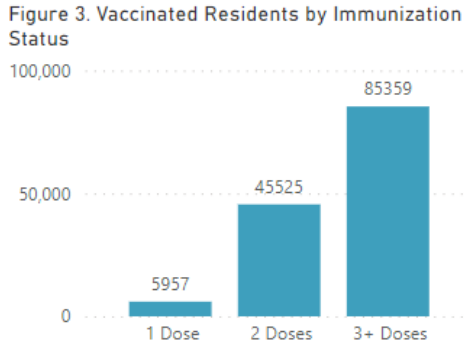
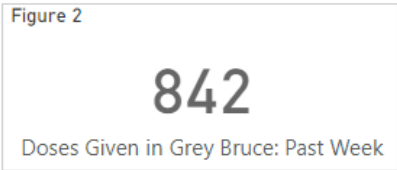
Unvaccinated in hospital

**16**

73 per 100,000

\*Eligible population (12+) 154,000

# GREY BRUCE COVID-19 VACCINATION OVERVIEW



Data notes: Figures 1, 2, 6, and 7 represent COVID-19 vaccines administered in the Grey Bruce Health Region, both by the Grey Bruce Health Unit and participating partner organizations. These figures include all doses administered in Grey Bruce, regardless of whether they were given to Grey Bruce residents. These include first, second and any subsequent doses, and do not represent a unique count of individuals. Figures 3, 4, and 5 represent residents of Grey Bruce, who have received one or more doses of a COVID-19 vaccine, regardless of where the vaccine was received. Data source: data extracted from COVax-ON via IntelliHEALTH.

Data last refreshed March 1, 2022. Data are refreshed daily on weekdays and are current up to 11:59 PM on the previous day.

# GREY BRUCE COVID-19 VACCINATION COVERAGE



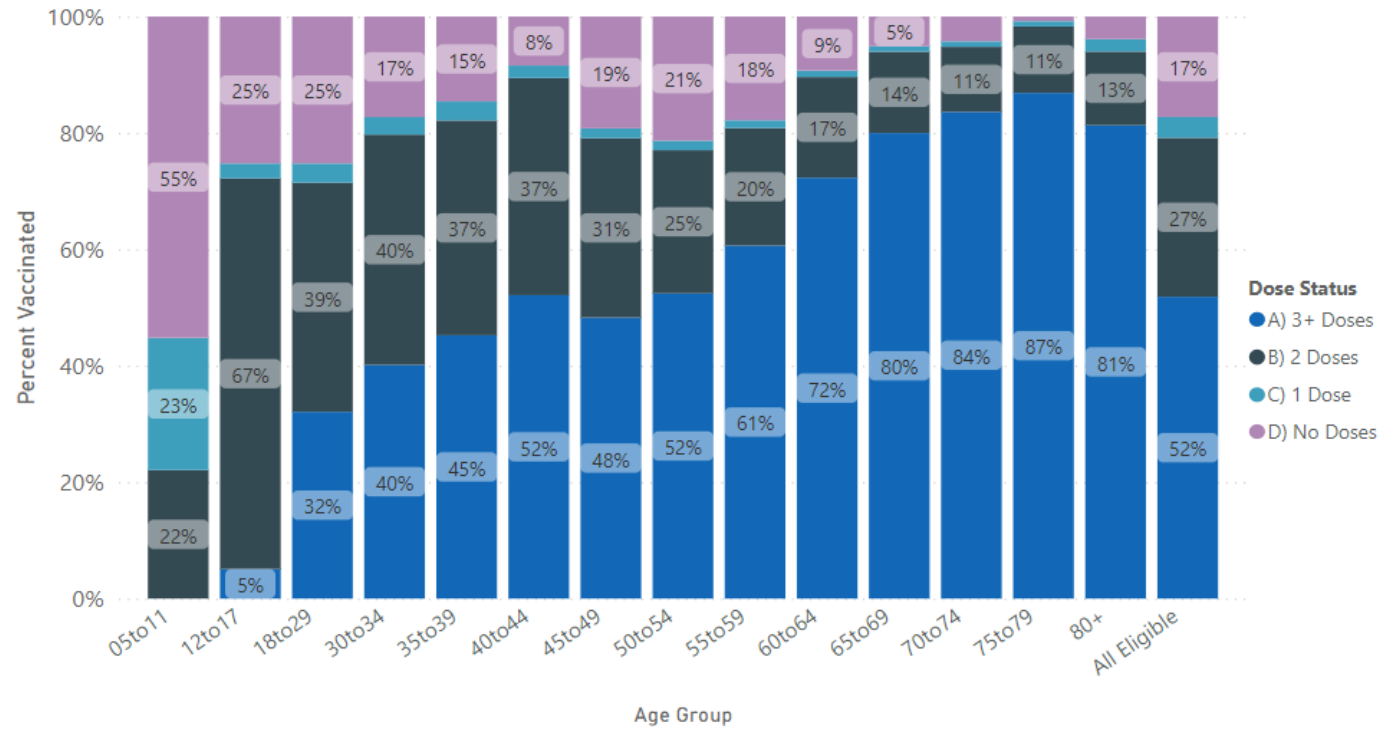
% Eligible Population (5+) with At Least 1 Dose  
**82.8%**

% Eligible Population (5+) with At Least 2 Doses  
**79.2%**

% Total Population with At Least 1 Dose  
**78.5%**

% Total Population with At Least 2 Doses  
**75.1%**

Vaccine Coverage by Age Group and Number of Doses Received



Data notes: Population coverage estimates represent residents of Grey Bruce who have received one or more doses of a COVID-19 vaccine, regardless of where the vaccine was received.  
 Data source: Number of vaccinated clients extracted from COVax-ON via IntelliHEALTH. Population estimates: Statistics Canada for 2020, Ontario Ministry of Finance Population Projections by Census Division.  
 Note that labels in the figure 'Vaccine Coverage by Age Group and Number of Doses Received' may not be visible if the percentage is small.  
 Data last refreshed March 1, 2022. Data are refreshed daily on weekdays and are current up to 11:59 PM on the previous day.