
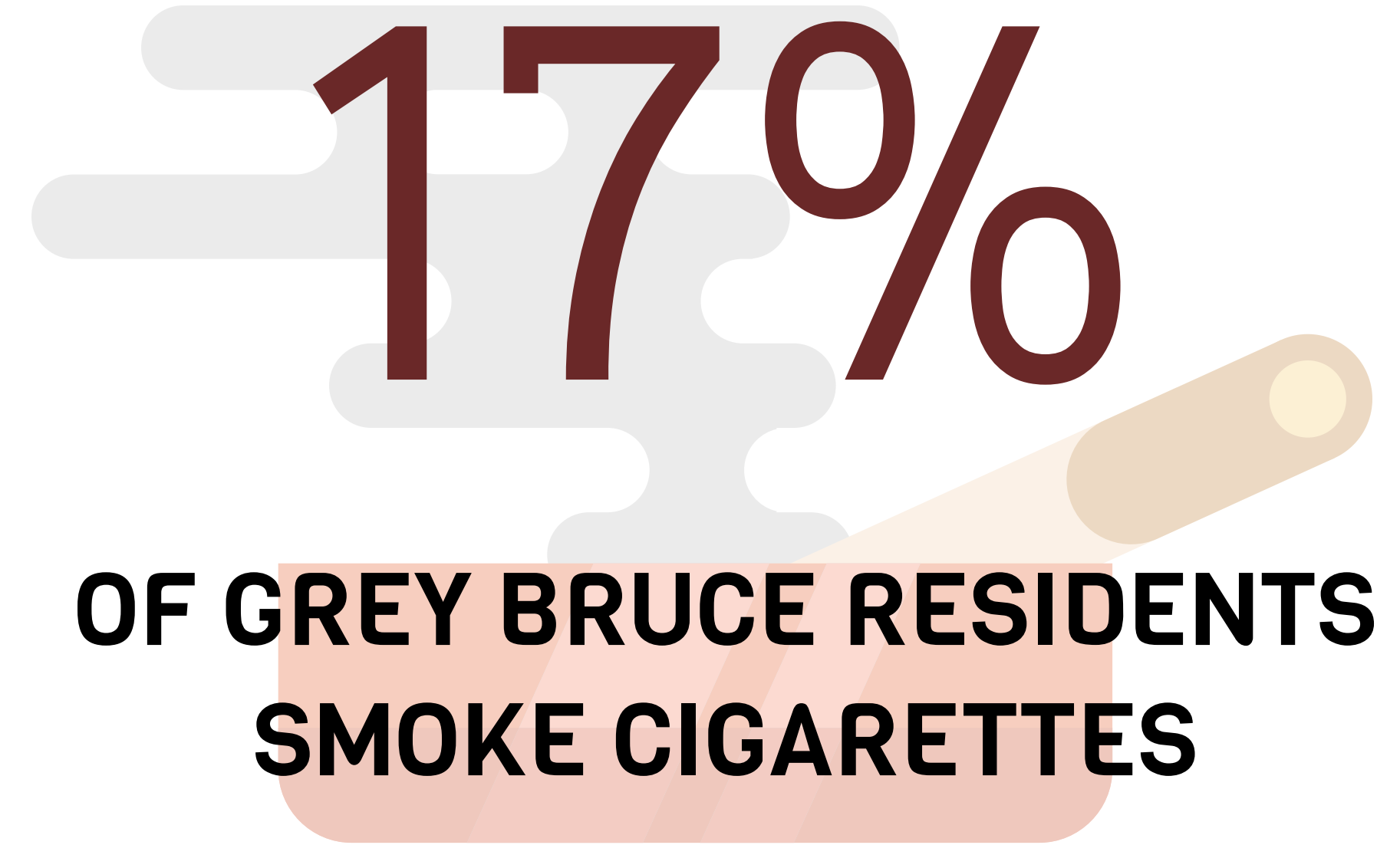


TOBACCO

CIGARETTES

17% of Grey Bruce residents smoke cigarettes either daily or occasionally, and 14% smoke daily.

Smoking rates in Grey Bruce are similar to Ontario rates.



7%*
AMONG
THOSE
AGED 65+

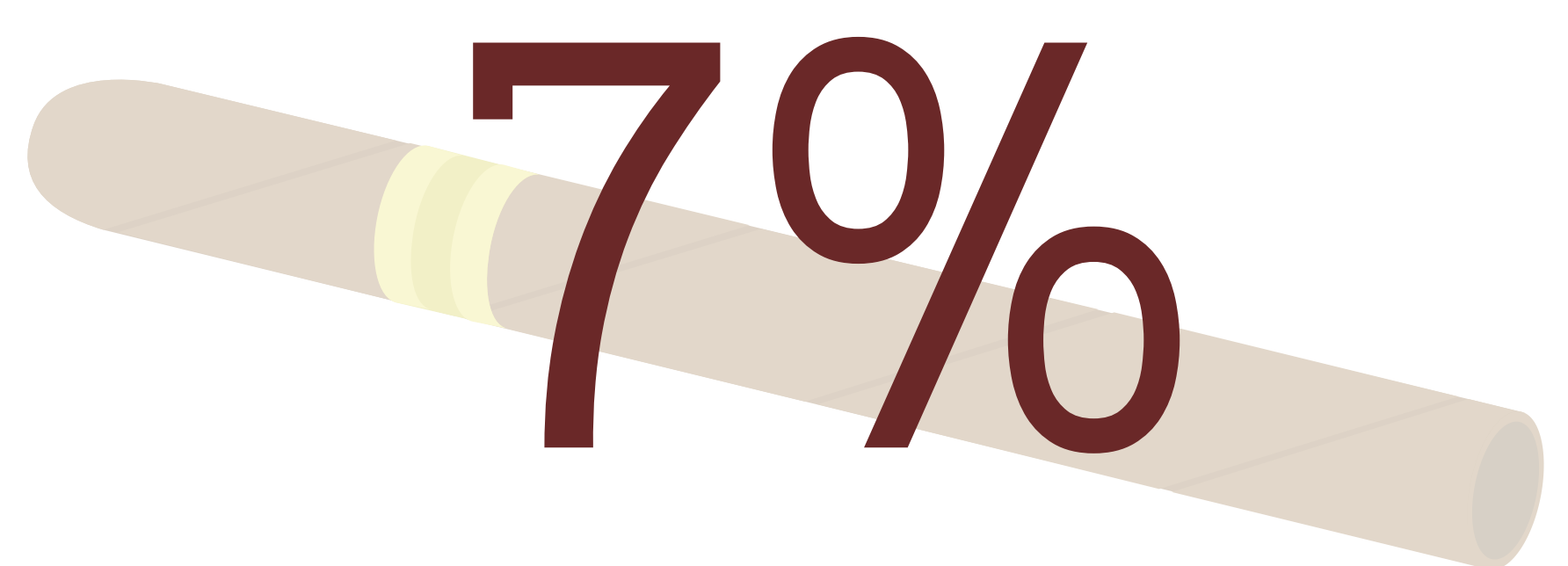
OLDER ADULTS LESS LIKELY TO SMOKE CIGARETTES

Only 7%* of Grey Bruce residents smoke cigarettes (either daily or occasionally), which is low relative to younger age groups.

ALTERNATIVE TOBACCO PRODUCTS

Grey Bruce residents and Ontarians are similarly likely to have used an alternative tobacco product in the past month.

This includes little cigars or cigarillos, other cigars, electronic cigarettes, pipes, chewing tobacco or pinch or snuff, and tobacco water-pipes.



NOTES:

- * Interpret this estimate with caution due to small sample size. Small sample sizes can cause unreliable estimates.
- The following local estimates were not reported and could not be compared to Ontario:
 - All tobacco indicators among 12 to 17 year-olds
 - Alternative tobacco product use among 50 to 64 and 65+ year-olds
- Data source: Canadian Community Health Survey, 2015-16