



Situation Report #685 COVID-19

Grey Bruce Health Unit | Incident Management System

January 31, 2022

Current Situation:, [Public Health Measures](#), [COVID-19 Vaccines for Grey Bruce](#), [COVID-19 Vaccine for Ontario](#)

Follow the 3 W's – Wash hands frequently, Watch distance (ideally 6ft), and Wear face covering correctly, and the 2 A's – Avoid Crowds and Arrange for outdoor activities instead of indoors whenever possible.

STAY HOME IF SICK

Case counts and vaccine data is taken from GBHU Epidemiological Reports as of 23:59 hrs, January 30, 2022:

All data is preliminary and subject to change. Future situation reports will be updated accordingly.

- 13 new cases reported in past 24 hours in Grey Bruce:
 - Please note – New cases reported are not an accurate representation of caseloads in the community due to recent [changes in testing in Ontario](#).
 - New cases only represent [those that are eligible to be tested](#).
 - Please practice safely to [prevent COVID-19](#) at all times
- 5505 Confirmed Cases
- 179 active cases
- 5287 resolved cases
- 11 confirmed local active cases hospitalized in Grey Bruce due to COVID-19
 - 3 confirmed cases from Grey Bruce are hospitalized outside of Grey Bruce due to COVID-19 (These numbers are reported to Public Health by Grey-Bruce Hospitals on confirmed COVID-19 cases admitted for treatment attributed to COVID-19 infection)
- 25 deaths in Grey Bruce
 - +1 death related to a Grey Bruce resident that acquired the infection and was treated outside of Grey Bruce
 - +8 deaths related to Grey Bruce residents that acquired the infection in Grey Bruce however passed away outside of Grey Bruce
 - Local and Provincial data may not align as cases with unconfirmed cause of death are not included above but are included in the Provincial data.
- 404 cases reported in health care workers; reports health care workers living in Grey Bruce and working both in and outside Grey Bruce

Active Outbreaks

- 0 Facility(ies) in COVID-19 outbreak. Reported in [Hospitals](#)
- 8 Facility(ies) in COVID-19 outbreak. Reported in [Long-Term Care/Retirement Homes](#)
 - Rockwood Terrace Long Term Care – Durham
 - Errinrune Retirement Home - Thornbury

- Parkview Manor – Chesley
- **Mapleview Long-Term Care Home – Owen Sound – Declared Over Jan 30, 2022**
- Summit Place – Owen Sound
- Season's Owen Sound
- Lee Manor – Owen Sound
- Kelso Pines Retirement Home – Owen Sound
- Maple Court Retirement Home - Walkerton

Vaccine – for detailed information please visit [Website and Dashboard](#)

- 344,242 Total Doses of COVID-19 vaccine administered in Grey and Bruce
- 3,650 Doses given within the past week

Future Vaccination Planning: [Vaccine Schedule](#)

- Appointments are recommended; however, walk-ins are available at all public health vaccine clinics.
- All individuals seeking a fourth dose must provide proof of eligibility – official referral/note from your primary care provider, prescription, or prescription bottle.
- See Vaccine Clinics – details at [Vaccine Schedule](#) (Make sure to scroll to the proper page of the schedule)
- [COVID-19 Vaccines \(publichealthgreybruce.on.ca\)](#)
- [Getting Your COVID-19 Vaccine \(publichealthgreybruce.on.ca\)](#)
- [Youth and COVID-19 Vaccines \(publichealthgreybruce.on.ca\)](#)

Actions Taken In the Past 24 Hours:

- GBHU COVID-19 Team continue with case and contact management, reporting, and responding to COVID-19 related calls. Contact tracing exceeds provincial targets with 100% of all cases contacted within 24 hours
- GBHU Team continue to ensure essential public health activities not related to COVID-19

Provincial COVID-19 Data - <https://covid-19.ontario.ca/data>

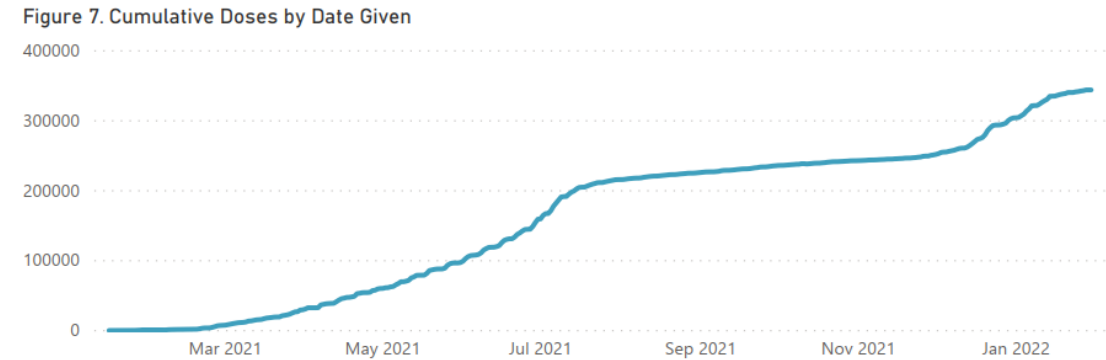
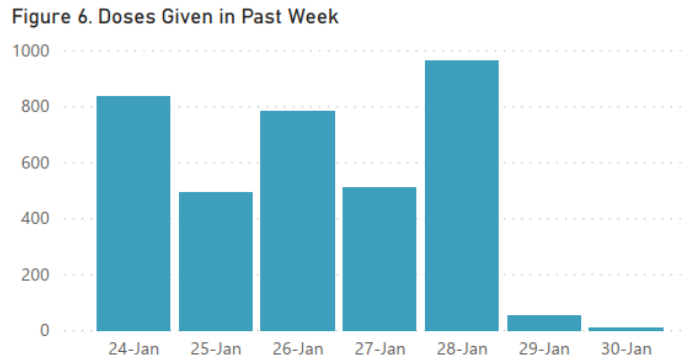
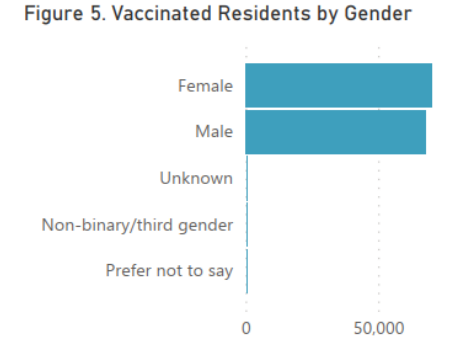
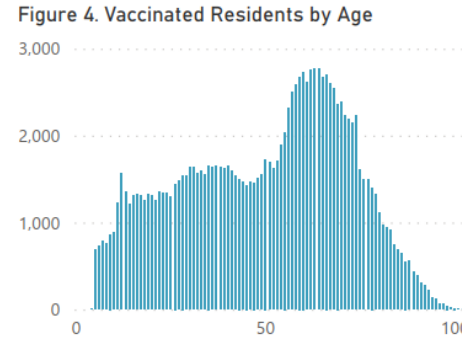
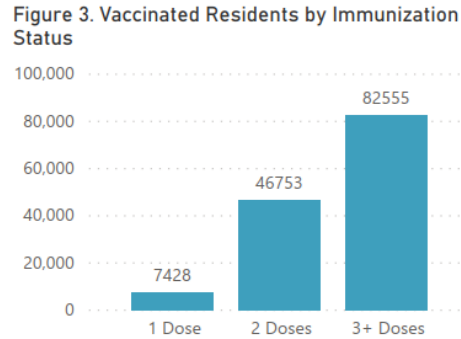
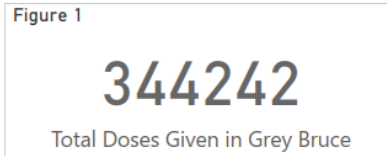
Media Relations

Media inquiries should be directed to Communications@publichealthgreybruce.on.ca 519-376-9420 or 1-800-263-3456 ext. 3940

VACCINE DATA OVERVIEW



GREY BRUCE COVID-19 VACCINATION OVERVIEW



Data notes: Figures 1, 2, 6, and 7 represent COVID-19 vaccines administered in the Grey Bruce Health Region, both by the Grey Bruce Health Unit and participating partner organizations. These figures include all doses administered in Grey Bruce, regardless of whether they were given to Grey Bruce residents. These include first, second and any subsequent doses, and do not represent a unique count of individuals. Figures 3, 4, and 5 represent residents of Grey Bruce, who have received one or more doses of a COVID-19 vaccine, regardless of where the vaccine was received. Data source: data extracted from COVax-ON via IntelliHEALTH.

Data last refreshed January 31, 2022. Data are refreshed daily on weekdays and are current up to 11:59 PM on the previous day.

GREY BRUCE COVID-19 VACCINATION COVERAGE



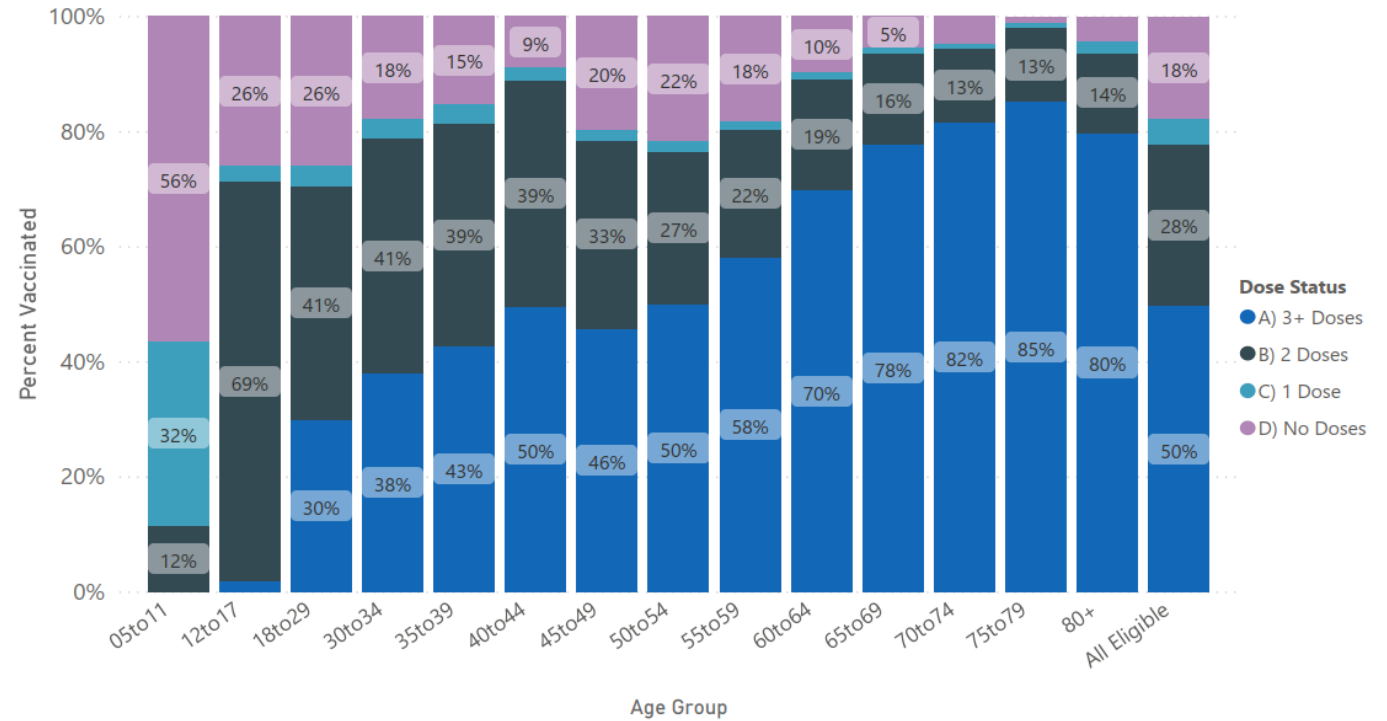
Vaccine Coverage by Age Group and Number of Doses Received

% Eligible Population (5+) with At Least 1 Dose
82.3%

% Eligible Population (5+) with At Least 2 Doses
77.9%

% Total Population with At Least 1 Dose
78.1%

% Total Population with At Least 2 Doses
73.9%

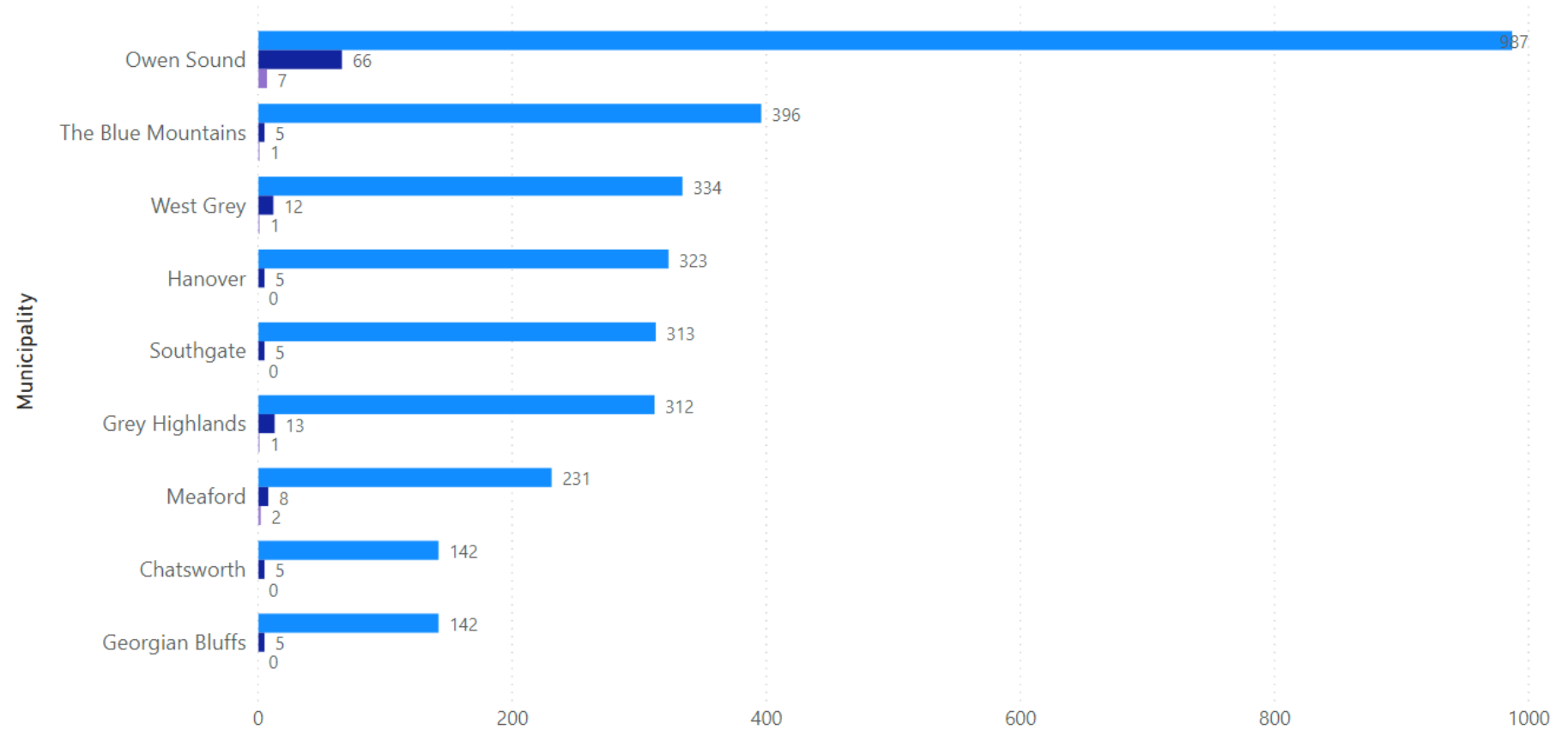


Data notes: Population coverage estimates represent residents of Grey Bruce who have received one or more doses of a COVID-19 vaccine, regardless of where the vaccine was received.
 Data source: Number of vaccinated clients extracted from COVax-ON via IntelliHEALTH. Population estimates: Statistics Canada for 2020, Ontario Ministry of Finance Population Projections by Census Division.
 Note that labels in the figure 'Vaccine Coverage by Age Group and Number of Doses Received' may not be visible if the percentage is small.
 Data last refreshed January 31, 2022. Data are refreshed daily on weekdays and are current up to 11:59 PM on the previous day.

Resolved and Active Cases by Municipality

Grey County

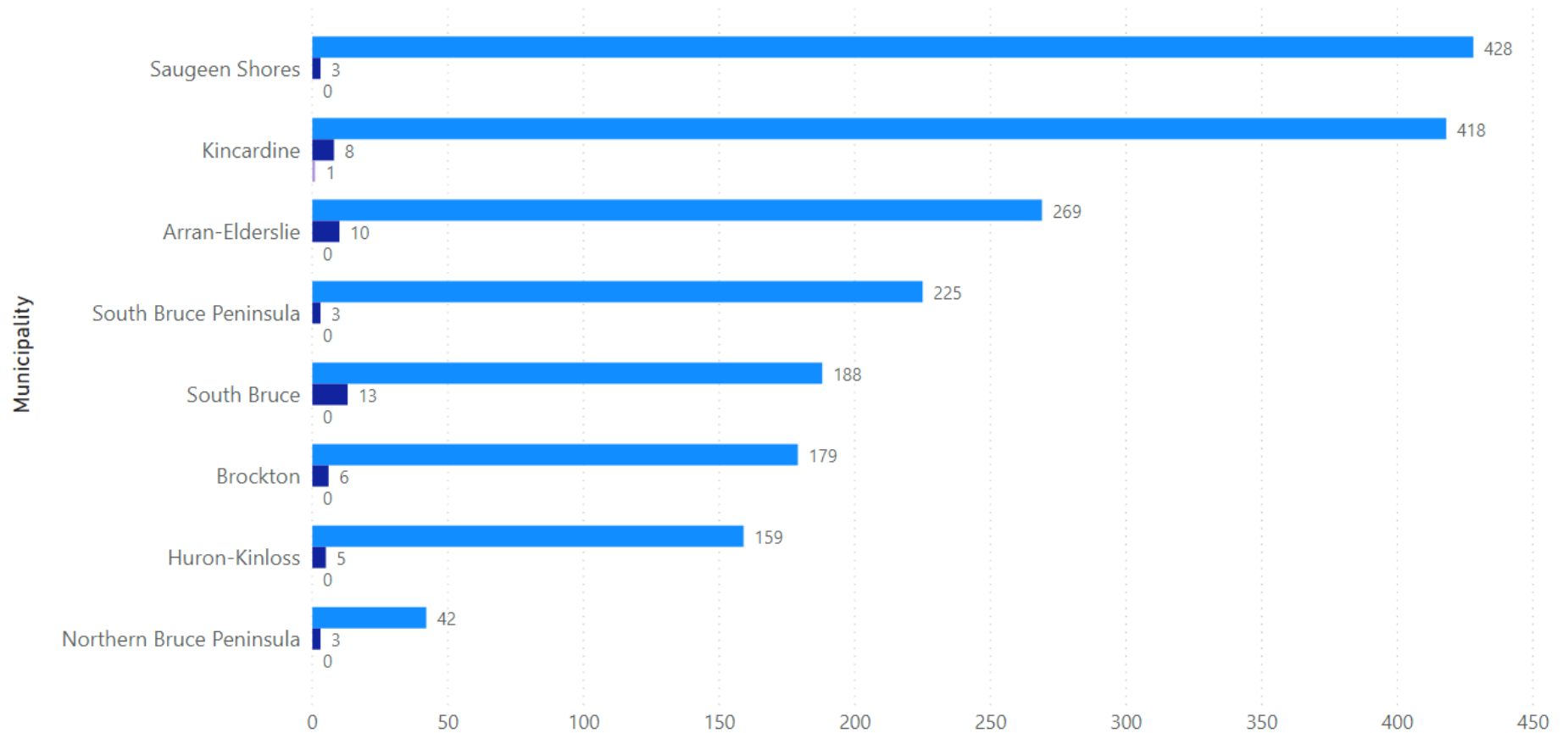
● Resolved Count ● Active Count ● New



Resolved and Active Cases by Municipality

Bruce County

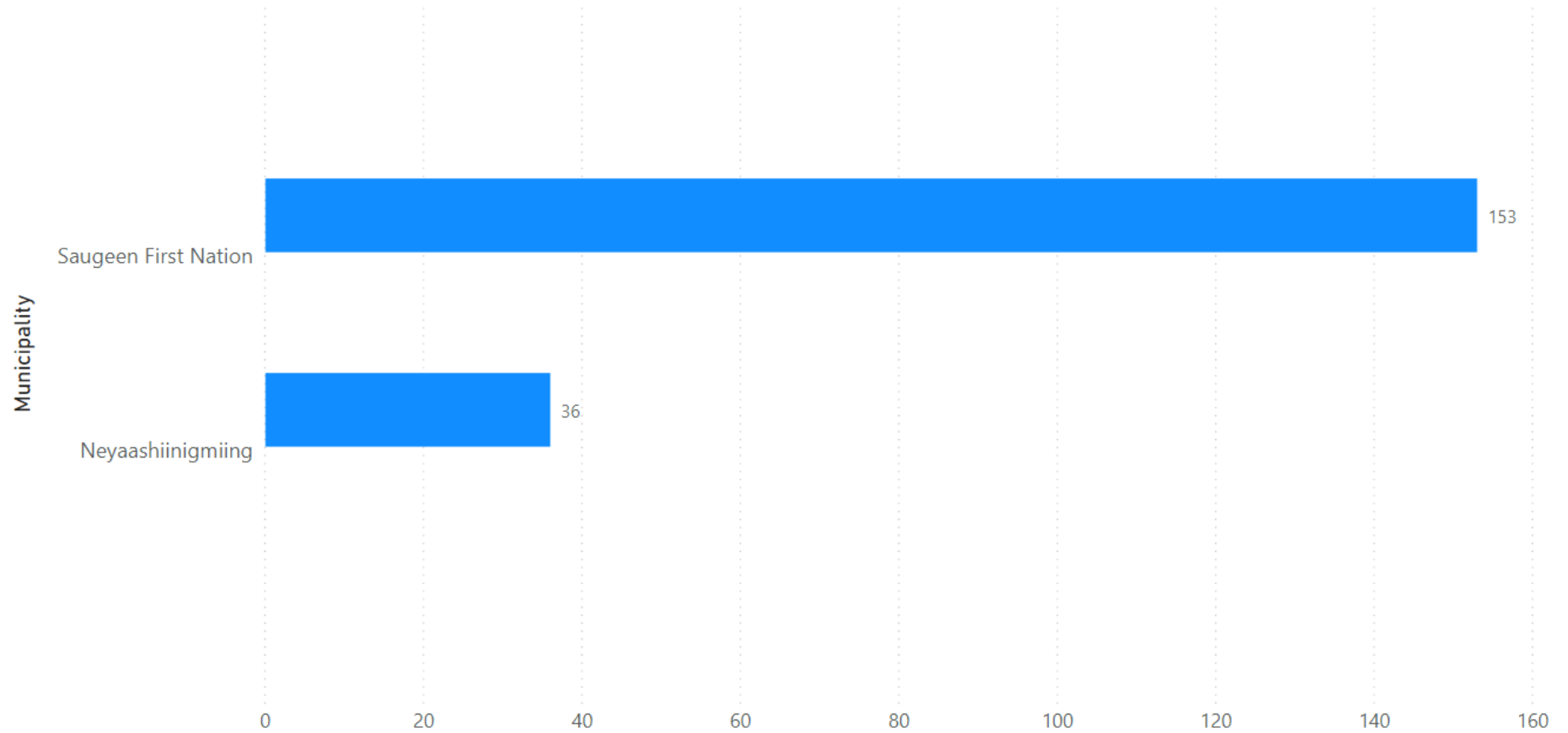
● Resolved Count ● Active Count ● New



Resolved and Active Cases by Municipality

First Nation Communities

● Resolved Count ● Active Count



Situation Report #684 COVID-19

Grey Bruce Health Unit | Incident Management System

January 30, 2022

Current Situation:, [Public Health Measures](#), [COVID-19 Vaccines for Grey Bruce](#), [COVID-19 Vaccine for Ontario](#)
**Follow the 3 W's – Wash hands frequently, Watch distance (ideally 6ft), and Wear face covering correctly, and the 2 A's
- Avoid Crowds and Arrange for outdoor activities instead of indoors whenever possible.**

STAY HOME IF SICK

Case counts and vaccine data is taken from GBHU Epidemiological Reports as of 23:59 hrs, January 29, 2022:

All data is preliminary and subject to change. Future situation reports will be updated accordingly.

- 32 new cases reported in past 24 hours in Grey Bruce:
 - Please note – New cases reported are not an accurate representation of caseloads in the community due to recent [changes in testing in Ontario](#).
 - New cases only represent [those that are eligible to be tested](#).
 - Please practice safely to [prevent COVID-19](#) at all times
- 5487 Confirmed Cases
- 175 active cases
- 5269 resolved cases
- 10 confirmed local active cases hospitalized in Grey Bruce due to COVID-19
 - 4 confirmed cases from Grey Bruce are hospitalized outside of Grey Bruce due to COVID-19 (These numbers are reported to Public Health by Grey-Bruce Hospitals on confirmed COVID-19 cases admitted for treatment attributed to COVID-19 infection)
- 25 deaths in Grey Bruce
 - +1 death related to a Grey Bruce resident that acquired the infection and was treated outside of Grey Bruce
 - +8 deaths related to Grey Bruce residents that acquired the infection in Grey Bruce however passed away outside of Grey Bruce
 - Local and Provincial data may not align as cases with unconfirmed cause of death are not included above but are included in the Provincial data.
- 401 cases reported in health care workers; reports health care workers living in Grey Bruce and working both in and outside Grey Bruce

Active Outbreaks

- 0 Facility(ies) in COVID-19 outbreak. Reported in [Hospitals](#)
- 8 Facility(ies) in COVID-19 outbreak. Reported in [Long-Term Care/Retirement Homes](#)
 - Rockwood Terrace Long Term Care – Durham
 - Errinrunc Retirement Home - Thornbury
 - Parkview Manor – Chesley
 - Mapleview Long-Term Care Home – Owen Sound
 - Summit Place – Owen Sound
 - Season's Owen Sound
 - Lee Manor – Owen Sound

- Kelso Pines Retirement Home – Owen Sound

Vaccine – for detailed information please visit [Website and Dashboard](#)

- 343,141 Total Doses of COVID-19 vaccine administered in Grey and Bruce
- 4,042 Doses given within the past week

Future Vaccination Planning: [Vaccine Schedule](#)

- Appointments are recommended; however, walk-ins are available at all public health vaccine clinics.
- All individuals seeking a fourth dose must provide proof of eligibility – official referral/note from your primary care provider, prescription, or prescription bottle.
- See Vaccine Clinics – details at [Vaccine Schedule](#) (Make sure to scroll to the proper page of the schedule)
- [COVID-19 Vaccines \(publichealthgreybruce.on.ca\)](#)
- [Getting Your COVID-19 Vaccine \(publichealthgreybruce.on.ca\)](#)
- [Youth and COVID-19 Vaccines \(publichealthgreybruce.on.ca\)](#)

Actions Taken In the Past 24 Hours:

- GBHU COVID-19 Team continue with case and contact management, reporting, and responding to COVID-19 related calls. Contact tracing exceeds provincial targets with 100% of all cases contacted within 24 hours
- GBHU Team continue to ensure essential public health activities not related to COVID-19

Provincial COVID-19 Data - <https://covid-19.ontario.ca/data>

Media Relations

Media inquiries should be directed to Communications@publichealthgreybruce.on.ca 519-376-9420 or 1-800-263-3456 ext. 3940

Vaccine Data Overview not available on holidays and weekends. Will be updated on Monday January 31, 2022

Resolved and Active Case by Municipality data not available on holidays and weekends. Will be updated Monday January 31, 2022



Situation Report #683 COVID-19

Grey Bruce Health Unit | Incident Management System

January 29, 2022

Current Situation:, [Public Health Measures](#), [COVID-19 Vaccines for Grey Bruce](#), [COVID-19 Vaccine for Ontario](#)

Follow the 3 W's – Wash hands frequently, Watch distance (ideally 6ft), and Wear face covering correctly, and the 2 A's – Avoid Crowds and Arrange for outdoor activities instead of indoors whenever possible.

STAY HOME IF SICK

**Case counts and vaccine data is taken from GBHU Epidemiological Reports as of 23:59 hrs, January 28, 2022:
All data is preliminary and subject to change. Future situation reports will be updated accordingly.**

- 20 new cases reported in past 24 hours in Grey Bruce:
 - Please note – New cases reported are not an accurate representation of caseloads in the community due to recent [changes in testing in Ontario](#).
 - New cases only represent [those that are eligible to be tested](#).
 - Please practice safely to [prevent COVID-19](#) at all times
- 5453 Confirmed Cases
- 157 active cases
- 5253 resolved cases
- 10 confirmed local active cases hospitalized in Grey Bruce due to COVID-19
 - 4 confirmed cases from Grey Bruce are hospitalized outside of Grey Bruce due to COVID-19 (These numbers are reported to Public Health by Grey-Bruce Hospitals on confirmed COVID-19 cases admitted for treatment attributed to COVID-19 infection)
- 25 deaths in Grey Bruce
 - +1 death related to a Grey Bruce resident that acquired the infection and was treated outside of Grey Bruce
 - +8 deaths related to Grey Bruce residents that acquired the infection in Grey Bruce however passed away outside of Grey Bruce
 - Local and Provincial data may not align as cases with unconfirmed cause of death are not included above but are included in the Provincial data.
- 394 cases reported in health care workers; reports health care workers living in Grey Bruce and working both in and outside Grey Bruce

Active Outbreaks

- 0 Facility(ies) in COVID-19 outbreak. Reported in [Hospitals](#)
 - Grey Bruce Health Services – Wiarton Site – **Declared over January 29, 2022**
- 8 Facility(ies) in COVID-19 outbreak. Reported in [Long-Term Care/Retirement Homes](#)
 - Rockwood Terrace Long Term Care – Durham
 - Errinrung Retirement Home - Thornbury
 - Parkview Manor – Chesley
 - Mapleview Long-Term Care Home – Owen Sound
 - Summit Place – Owen Sound
 - Season's Owen Sound
 - Lee Manor – Owen Sound
 - Kelso Pines Retirement Home – Owen Sound

Vaccine – for detailed information please visit [Website and Dashboard](#)

- 343,141 Total Doses of COVID-19 vaccine administered in Grey and Bruce
- 4,042 Doses given within the past week

Future Vaccination Planning: [Vaccine Schedule](#)

- Appointments are recommended; however, walk-ins are available at all public health vaccine clinics.
- All individuals seeking a fourth dose must provide proof of eligibility – official referral/note from your primary care provider, prescription, or prescription bottle.
- See Vaccine Clinics – details at [Vaccine Schedule](#) (Make sure to scroll to the proper page of the schedule)
- [COVID-19 Vaccines \(publichealthgreybruce.on.ca\)](#)
- [Getting Your COVID-19 Vaccine \(publichealthgreybruce.on.ca\)](#)
- [Youth and COVID-19 Vaccines \(publichealthgreybruce.on.ca\)](#)

Actions Taken In the Past 24 Hours:

- Media Release - [More Community Vaccine Clinics in February](#)
- GBHU COVID-19 Team continue with case and contact management, reporting, and responding to COVID-19 related calls. Contact tracing exceeds provincial targets with 100% of all cases contacted within 24 hours
- GBHU Team continue to ensure essential public health activities not related to COVID-19

Provincial COVID-19 Data - <https://covid-19.ontario.ca/data>

Media Relations

Media inquiries should be directed to Communications@publichealthgreybruce.on.ca 519-376-9420 or 1-800-263-3456 ext. 3940

Vaccine Data Overview not available on holidays and weekends. Will be updated on Monday January 31, 2022

Resolved and Active Case by Municipality data not available on holidays and weekends. Will be updated Monday January 31, 2022



Situation Report #682 COVID-19

Grey Bruce Health Unit | Incident Management System

January 28, 2022

Current Situation:, [Public Health Measures](#), [COVID-19 Vaccines for Grey Bruce](#), [COVID-19 Vaccine for Ontario](#)

Follow the 3 W's – Wash hands frequently, Watch distance (ideally 6ft), and Wear face covering correctly, and the 2 A's – Avoid Crowds and Arrange for outdoor activities instead of indoors whenever possible.

STAY HOME IF SICK

Case counts and vaccine data is taken from GBHU Epidemiological Reports as of 23:59 hrs, January 27, 2022:

All data is preliminary and subject to change. Future situation reports will be updated accordingly.

- 49 new cases reported in past 24 hours in Grey Bruce:
 - Please note – New cases reported are not an accurate representation of caseloads in the community due to recent [changes in testing in Ontario](#).
 - New cases only represent [those that are eligible to be tested](#).
 - Please Practice safely to [prevent COVID-19](#) at all times
- 5430 Confirmed Cases
- 168 active cases
- 5221 resolved cases
- 10 confirmed local active cases hospitalized in Grey Bruce due to COVID-19
 - 4 confirmed cases from Grey Bruce are hospitalized outside of Grey Bruce due to COVID-19 (These numbers are reported to Public Health by Grey-Bruce Hospitals on confirmed COVID-19 cases admitted for treatment attributed to COVID-19 infection)
- 25 deaths in Grey Bruce
 - +1 death related to a Grey Bruce resident that acquired the infection and was treated outside of Grey Bruce
 - +8 deaths related to Grey Bruce residents that acquired the infection in Grey Bruce however passed away outside of Grey Bruce
 - Local and Provincial data may not align as cases with unconfirmed cause of death are not included above but are included in the Provincial data.
- 378 cases reported in health care workers; reports health care workers living in Grey Bruce and working both in and outside Grey Bruce

Active Outbreaks

- 1 Facility(ies) in COVID-19 outbreak. Reported in [Hospitals](#)
 - Grey Bruce Health Services – Warton Site – **To be declared over January 29, 2022 if no new cases are reported**
- 8 Facility(ies) in COVID-19 outbreak. Reported in [Long-Term Care/Retirement Homes](#)
 - Rockwood Terrace Long Term Care – Durham
 - Errinrung Nursing Home –Thornbury – **Declared over January 28, 2022**
 - Errinrung Retirement Home - Thornbury
 - Parkview Manor – Chesley
 - Mapleview Long-Term Care Home – Owen Sound
 - Summit Place – Owen Sound
 - Season’s Owen Sound
 - Lee Manor – Owen Sound
 - Kelso Pines Retirement Home – Owen Sound

Vaccine – for detailed information please visit [Website and Dashboard](#)

- 343,141 Total Doses of COVID-19 vaccine administered in Grey and Bruce
- 4,042 Doses given within the past week

Future Vaccination Planning: [Vaccine Schedule](#)

- Appointments are recommended for all, however, walk-ins are available at all public health vaccine clinics.
- All individuals seeking a fourth dose must provide proof of eligibility – official referral/note from your primary care provider, prescription, or prescription bottle.
- See Vaccine Clinics – details at [Vaccine Schedule](#) (Make sure to scroll to the proper page of the schedule)
- [COVID-19 Vaccines \(publichealthgreybruce.on.ca\)](#)
- [Getting Your COVID-19 Vaccine \(publichealthgreybruce.on.ca\)](#)
- [Youth and COVID-19 Vaccines \(publichealthgreybruce.on.ca\)](#)

Actions Taken In the Past 24 Hours:

- GBHU COVID-19 Team continue with case and contact management, reporting, and responding to COVID-19 related calls. Contact tracing exceeds provincial targets with 100% of all cases contacted within 24 hours
- GBHU Team continue to ensure essential public health activities not related to COVID-19

Provincial COVID-19 Data - <https://covid-19.ontario.ca/data>

Media Relations

Media inquiries should be directed to Communications@publichealthgreybruce.on.ca 519-376-9420 or 1-800-263-3456 ext. 3940

[VACCINE DATA OVERVIEW](#)

GREY BRUCE COVID-19 VACCINATION OVERVIEW



Figure 1

343141

Total Doses Given in Grey Bruce

Figure 2

4042

Doses Given in Grey Bruce: Past Week

Figure 3. Vaccinated Residents by Immunization Status

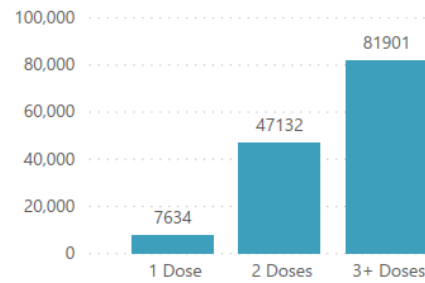


Figure 4. Vaccinated Residents by Age

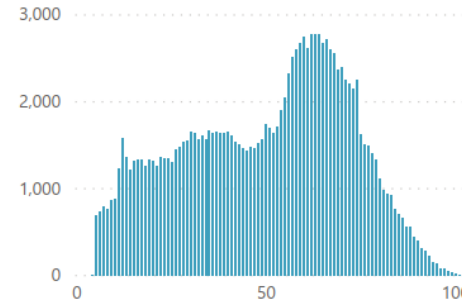


Figure 5. Vaccinated Residents by Gender

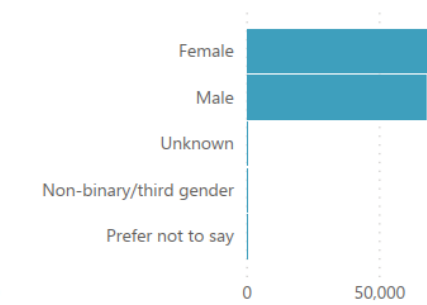


Figure 6. Doses Given in Past Week

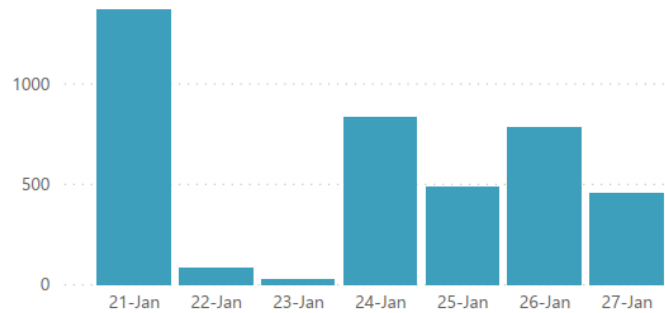
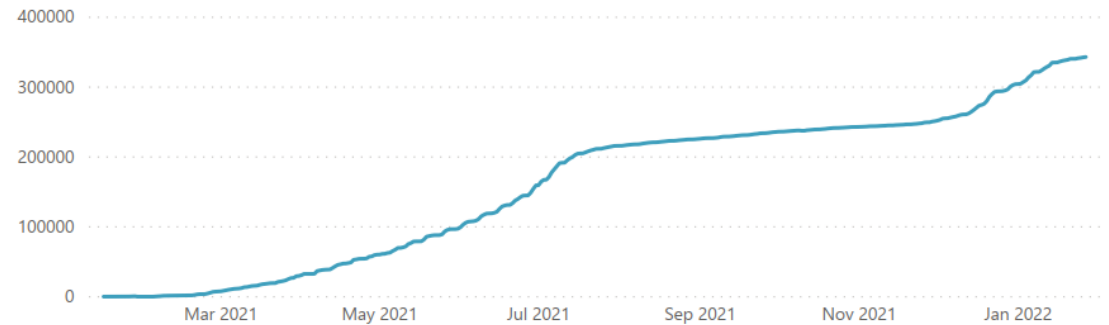


Figure 7. Cumulative Doses by Date Given



Data notes: Figures 1, 2, 6, and 7 represent COVID-19 vaccines administered in the Grey Bruce Health Region, both by the Grey Bruce Health Unit and participating partner organizations. These figures include all doses administered in Grey Bruce, regardless of whether they were given to Grey Bruce residents. These include first, second and any subsequent doses, and do not represent a unique count of individuals. Figures 3, 4, and 5 represent residents of Grey Bruce, who have received one or more doses of a COVID-19 vaccine, regardless of where the vaccine was received

Data source: data extracted from COVax-ON via IntelliHEALTH.

Data last refreshed January 28, 2022. Data are refreshed daily on weekdays and are current up to 11:59 PM on the previous day.

GREY BRUCE COVID-19 VACCINATION COVERAGE



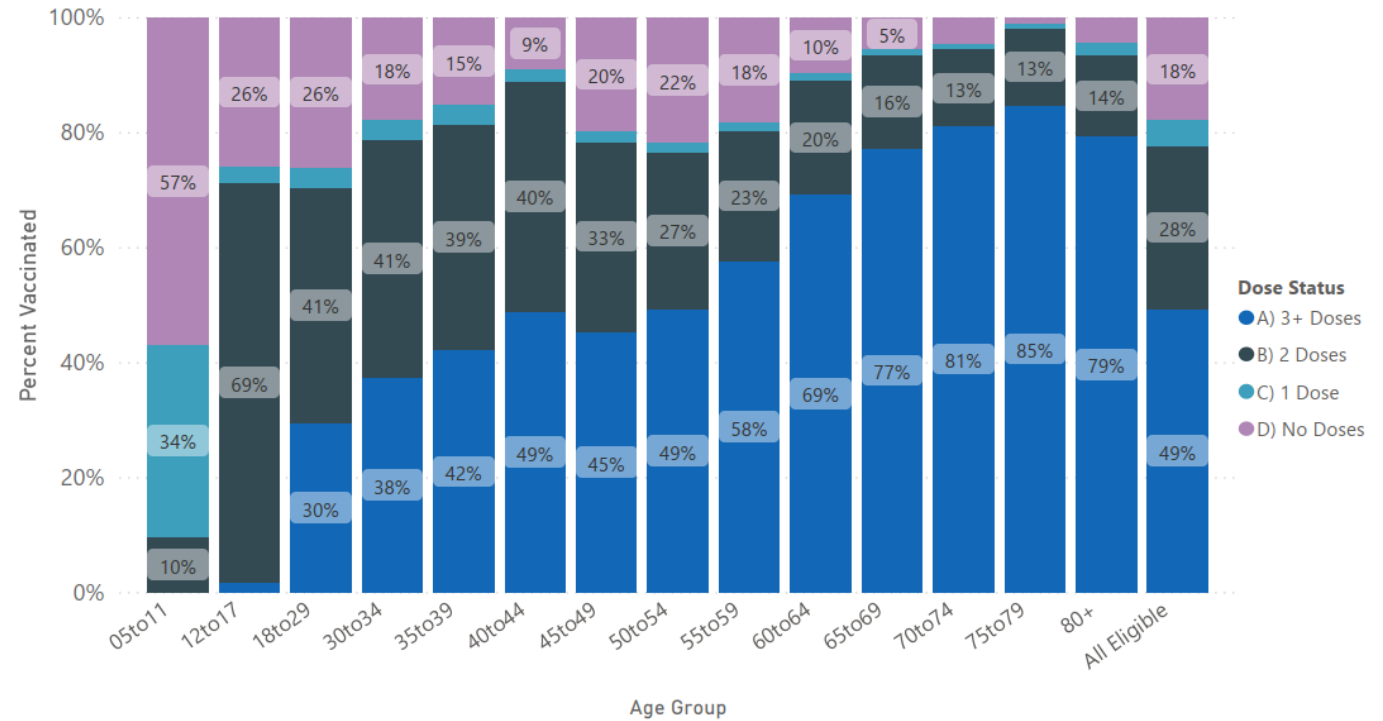
% Eligible Population (5+) with At Least 1 Dose
82.3%

% Eligible Population (5+) with At Least 2 Doses
77.7%

% Total Population with At Least 1 Dose
78.0%

% Total Population with At Least 2 Doses
73.7%

Vaccine Coverage by Age Group and Number of Doses Received

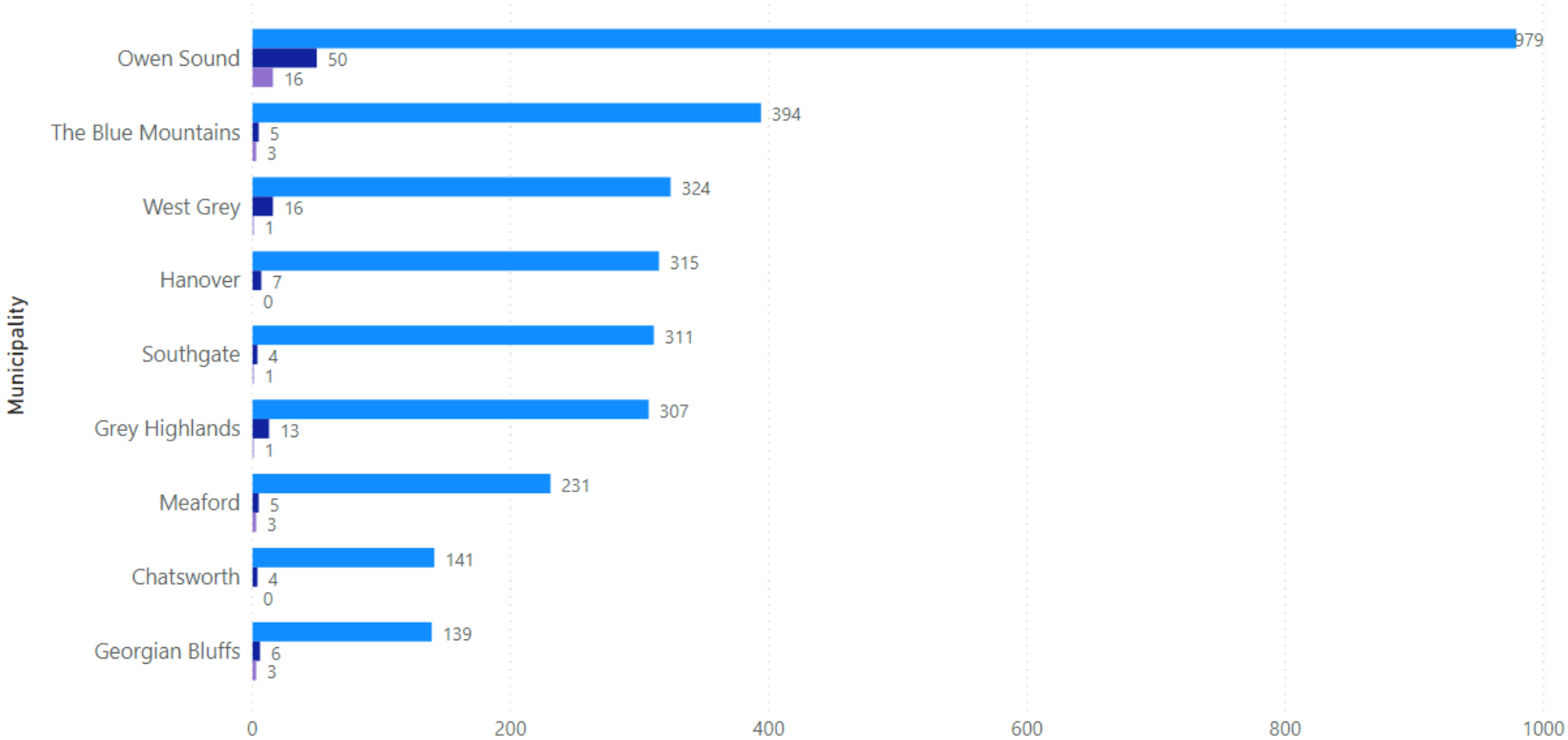


Data notes: Population coverage estimates represent residents of Grey Bruce who have received one or more doses of a COVID-19 vaccine, regardless of where the vaccine was received.
 Data source: Number of vaccinated clients extracted from COVax-ON via IntelliHEALTH. Population estimates: Statistics Canada for 2020, Ontario Ministry of Finance Population Projections by Census Division.
 Note that labels in the figure 'Vaccine Coverage by Age Group and Number of Doses Received' may not be visible if the percentage is small.
 Data last refreshed January 28, 2022. Data are refreshed daily on weekdays and are current up to 11:59 PM on the previous day.

Resolved and Active Cases by Municipality

Grey County

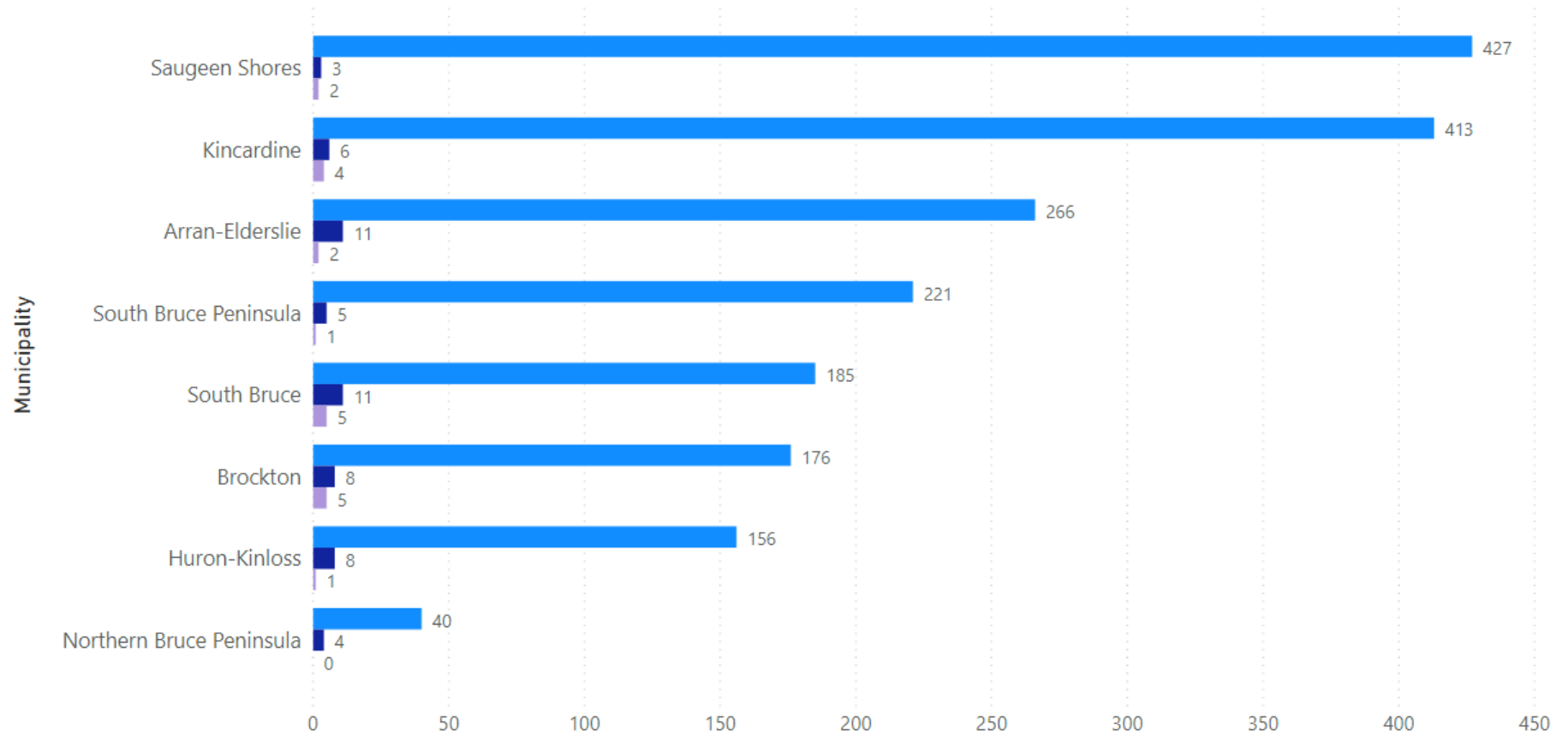
● Resolved Count ● Active Count ● New



Resolved and Active Cases by Municipality

Bruce County

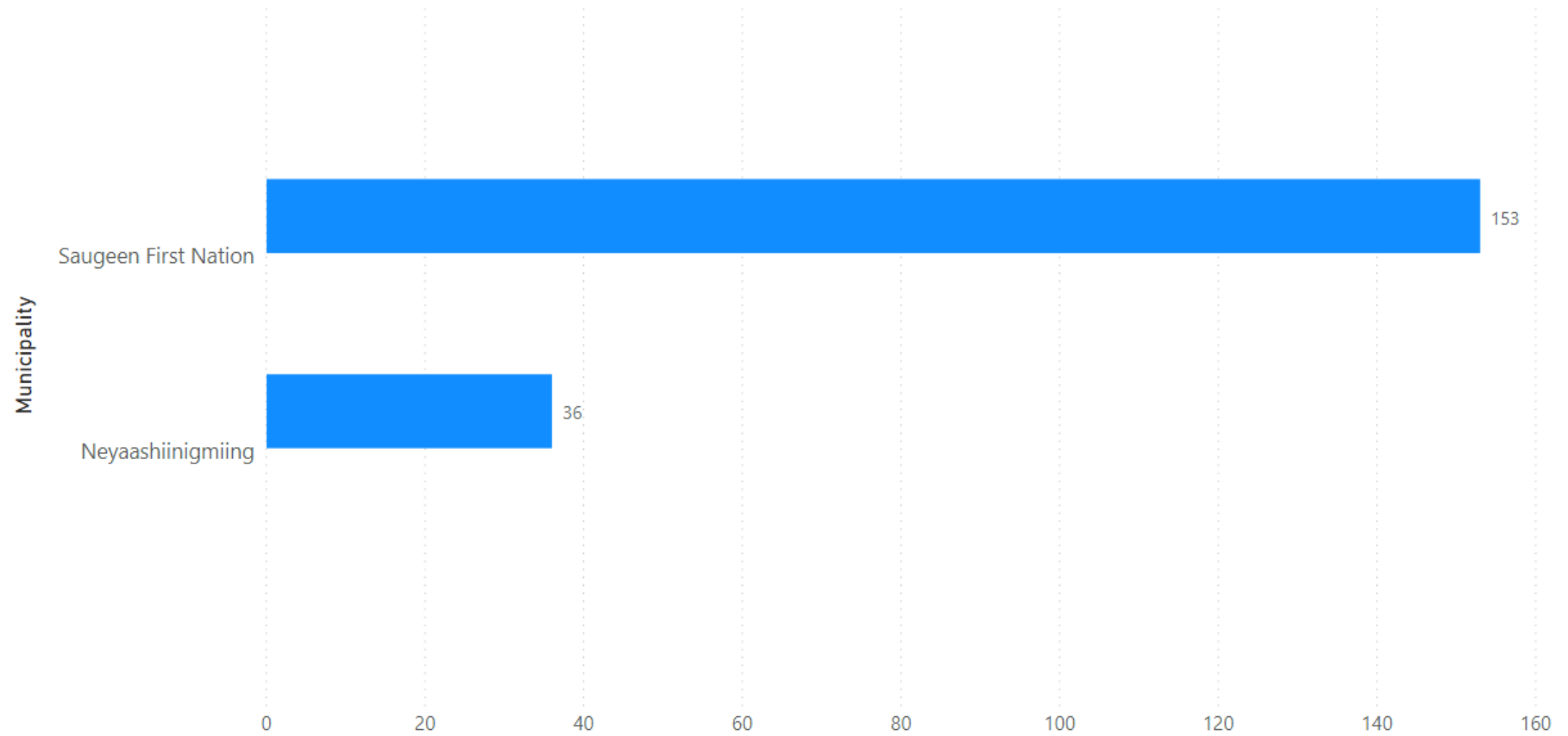
● Resolved Count ● Active Count ● New



Resolved and Active Cases by Municipality

First Nation Communities

● Resolved Count ● Active Count



Situation Report #681 COVID-19

Grey Bruce Health Unit | Incident Management System

January 27, 2022

Current Situation:, [Public Health Measures](#), [COVID-19 Vaccines for Grey Bruce](#), [COVID-19 Vaccine for Ontario](#)
**Follow the 3 W's – Wash hands frequently, Watch distance (ideally 6ft), and Wear face covering correctly, and the 2 A's
- Avoid Crowds and Arrange for outdoor activities instead of indoors whenever possible.**

STAY HOME IF SICK

Case counts and vaccine data is taken from GBHU Epidemiological Reports as of 23:59 hrs, January 26, 2022:

All data is preliminary and subject to change. Future situation reports will be updated accordingly.

- 36 new cases reported in past 24 hours in Grey Bruce:
 - Please note – New cases reported are not an accurate representation of caseloads in the community due to recent [changes in testing in Ontario](#).
 - New cases only represent [those that are eligible to be tested](#).
 - Please Practice safely to [prevent COVID-19](#) at all times
- 5375 Confirmed Cases
- 168 active cases
- 5169 resolved cases
- 10 confirmed local active cases hospitalized in Grey Bruce due to COVID-19
 - 3 confirmed cases from Grey Bruce are hospitalized outside of Grey Bruce due to COVID-19 (These numbers are reported to Public Health by Grey-Bruce Hospitals on confirmed COVID-19 cases admitted for treatment attributed to COVID-19 infection)
- **25** deaths in Grey Bruce
 - +1 death related to a Grey Bruce resident that acquired the infection and was treated outside of Grey Bruce
 - +8 deaths related to Grey Bruce residents that acquired the infection in Grey Bruce however passed away outside of Grey Bruce
 - Local and Provincial data may not align as cases with unconfirmed cause of death are not included above but are included in the Provincial data.
- 366 cases reported in health care workers; reports health care workers living in Grey Bruce and working both in and outside Grey Bruce

Active Outbreaks

- 1 Facility(ies) in COVID-19 outbreak. Reported in [Hospitals](#)
 - Grey Bruce Health Services – Wiarton Site
- 7 Facility(ies) in COVID-19 outbreak. Reported in [Long-Term Care/Retirement Homes](#)
 - Rockwood Terrace Long Term Care – Durham
 - Errinrung Nursing Home –Thornbury
 - Errinrung Retirement Home - Thornbury
 - Parkview Manor – Chesley
 - Mapleview Long-Term Care Home – Owen Sound
 - Summit Place – Owen Sound

- Season's Owen Sound

Vaccine – for detailed information please visit [Website and Dashboard](#)

- 342,625 Total Doses of COVID-19 vaccine administered in Grey and Bruce
- 4,193 Doses given within the past week

Future Vaccination Planning: [Vaccine Schedule](#)

- Appointments are recommended for all, however, walk-ins are available at all public health vaccine clinics.
- All individuals seeking a fourth dose must provide proof of eligibility – official referral/note from your primary care provider, prescription, or prescription bottle.
- See Vaccine Clinics – details at [Vaccine Schedule](#) (Make sure to scroll to the proper page of the schedule)
- [COVID-19 Vaccines \(publichealthgreybruce.on.ca\)](#)
- [Getting Your COVID-19 Vaccine \(publichealthgreybruce.on.ca\)](#)
- [Youth and COVID-19 Vaccines \(publichealthgreybruce.on.ca\)](#)

Actions Taken In the Past 24 Hours:

- GBHU COVID-19 Team continue with case and contact management, reporting, and responding to COVID-19 related calls. Contact tracing exceeds provincial targets with 100% of all cases contacted within 24 hours
- GBHU Team continue to ensure essential public health activities not related to COVID-19

Provincial COVID-19 Data - <https://covid-19.ontario.ca/data>

Media Relations

Media inquiries should be directed to Communications@publichealthgreybruce.on.ca 519-376-9420 or 1-800-263-3456 ext. 3940

[VACCINE DATA OVERVIEW](#)

GREY BRUCE COVID-19 VACCINATION OVERVIEW



Figure 1

342625

Total Doses Given in Grey Bruce

Figure 2

4193

Doses Given in Grey Bruce: Past Week

Figure 3. Vaccinated Residents by Immunization Status

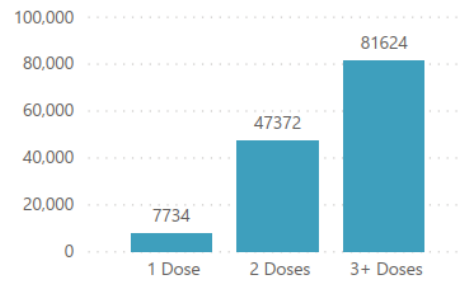


Figure 4. Vaccinated Residents by Age

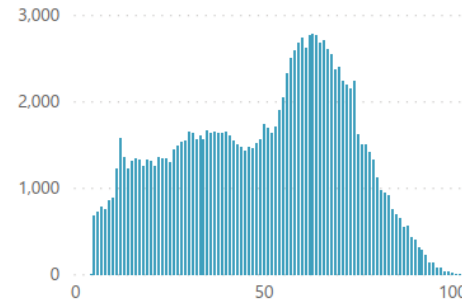


Figure 5. Vaccinated Residents by Gender

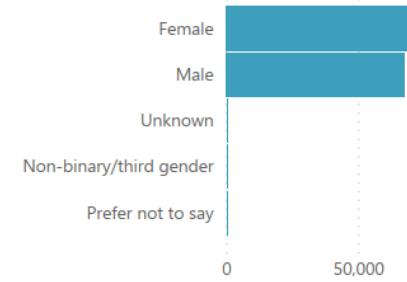


Figure 6. Doses Given in Past Week

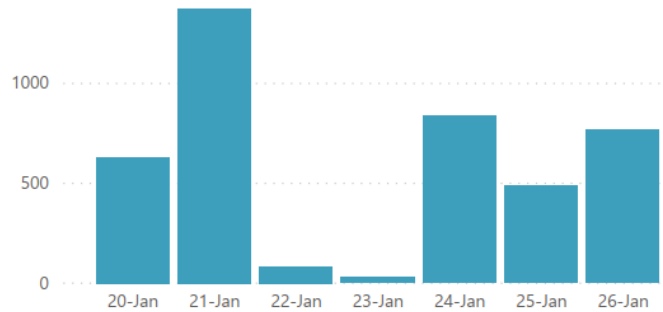
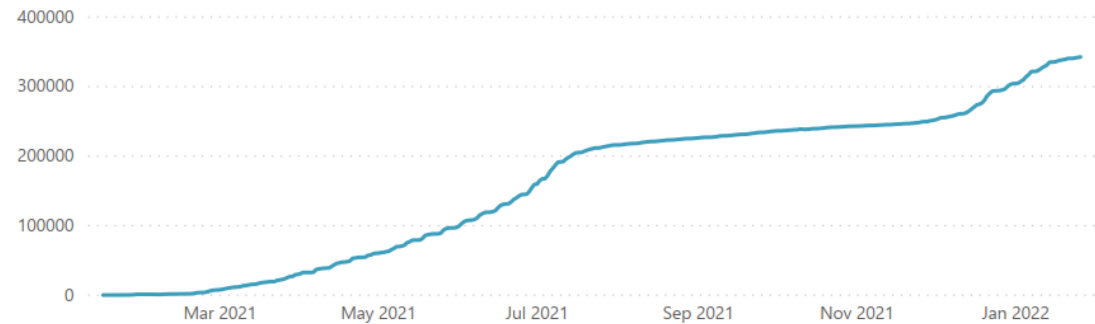


Figure 7. Cumulative Doses by Date Given



Data notes: Figures 1, 2, 6, and 7 represent COVID-19 vaccines administered in the Grey Bruce Health Region, both by the Grey Bruce Health Unit and participating partner organizations. These figures include all doses administered in Grey Bruce, regardless of whether they were given to Grey Bruce residents. These include first, second and any subsequent doses, and do not represent a unique count of individuals. Figures 3, 4, and 5 represent residents of Grey Bruce, who have received one or more doses of a COVID-19 vaccine, regardless of where the vaccine was received

Data source: data extracted from COVax-ON via IntelliHEALTH.

Data last refreshed January 27, 2022. Data are refreshed daily on weekdays and are current up to 11:59 PM on the previous day.

GREY BRUCE COVID-19 VACCINATION COVERAGE



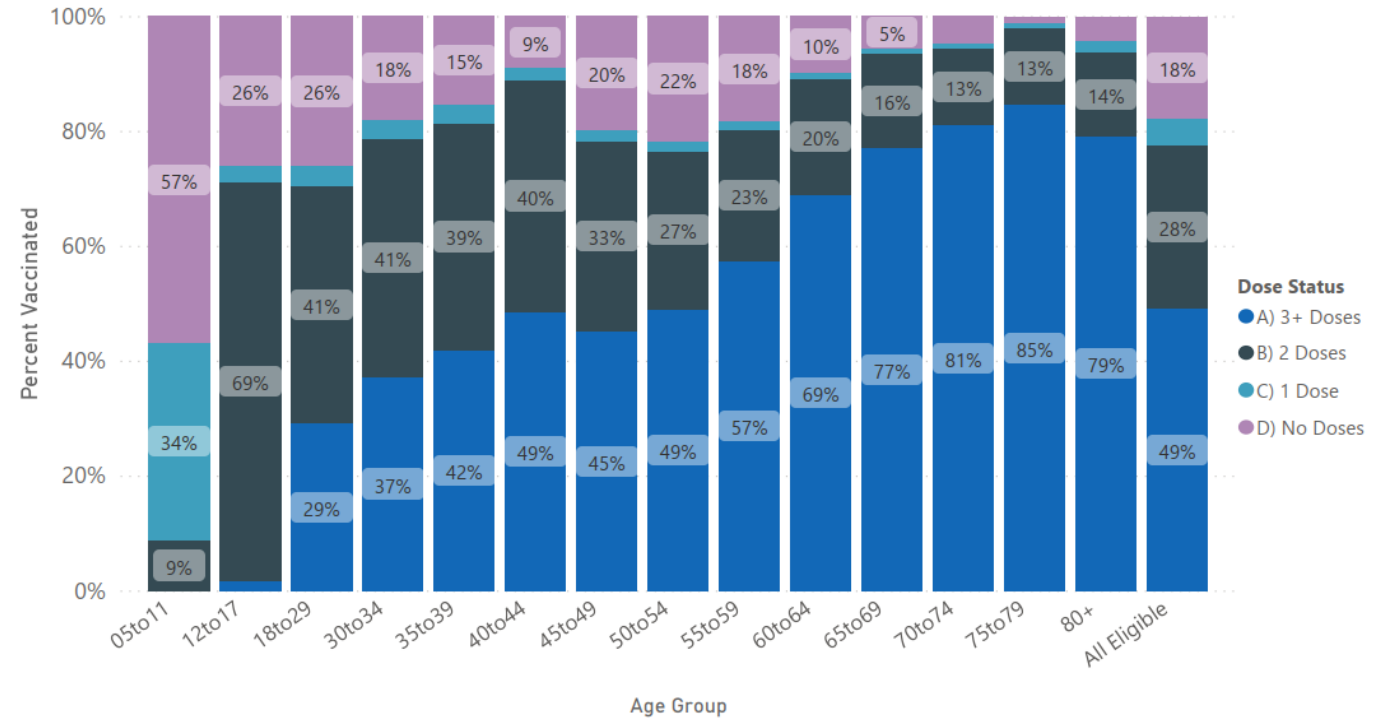
% Eligible Population (5+) with At Least 1 Dose
82.3%

% Eligible Population (5+) with At Least 2 Doses
77.6%

% Total Population with At Least 1 Dose
78.0%

% Total Population with At Least 2 Doses
73.6%

Vaccine Coverage by Age Group and Number of Doses Received

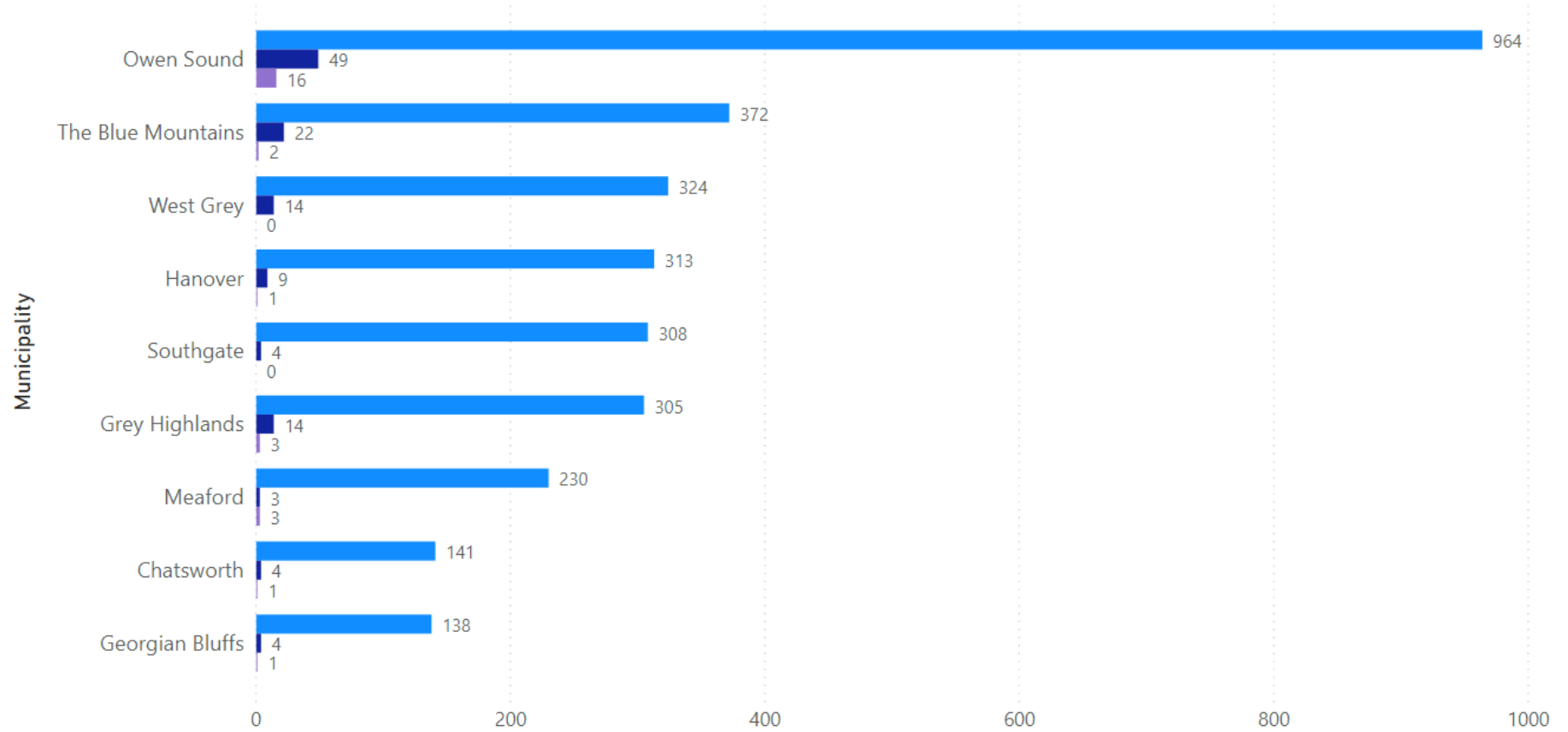


Data notes: Population coverage estimates represent residents of Grey Bruce who have received one or more doses of a COVID-19 vaccine, regardless of where the vaccine was received.
 Data source: Number of vaccinated clients extracted from COVax-ON via IntelliHEALTH. Population estimates: Statistics Canada for 2020, Ontario Ministry of Finance Population Projections by Census Division.
 Note that labels in the figure 'Vaccine Coverage by Age Group and Number of Doses Received' may not be visible if the percentage is small.
 Data last refreshed January 27, 2022. Data are refreshed daily on weekdays and are current up to 11:59 PM on the previous day.

Resolved and Active Cases by Municipality

Grey County

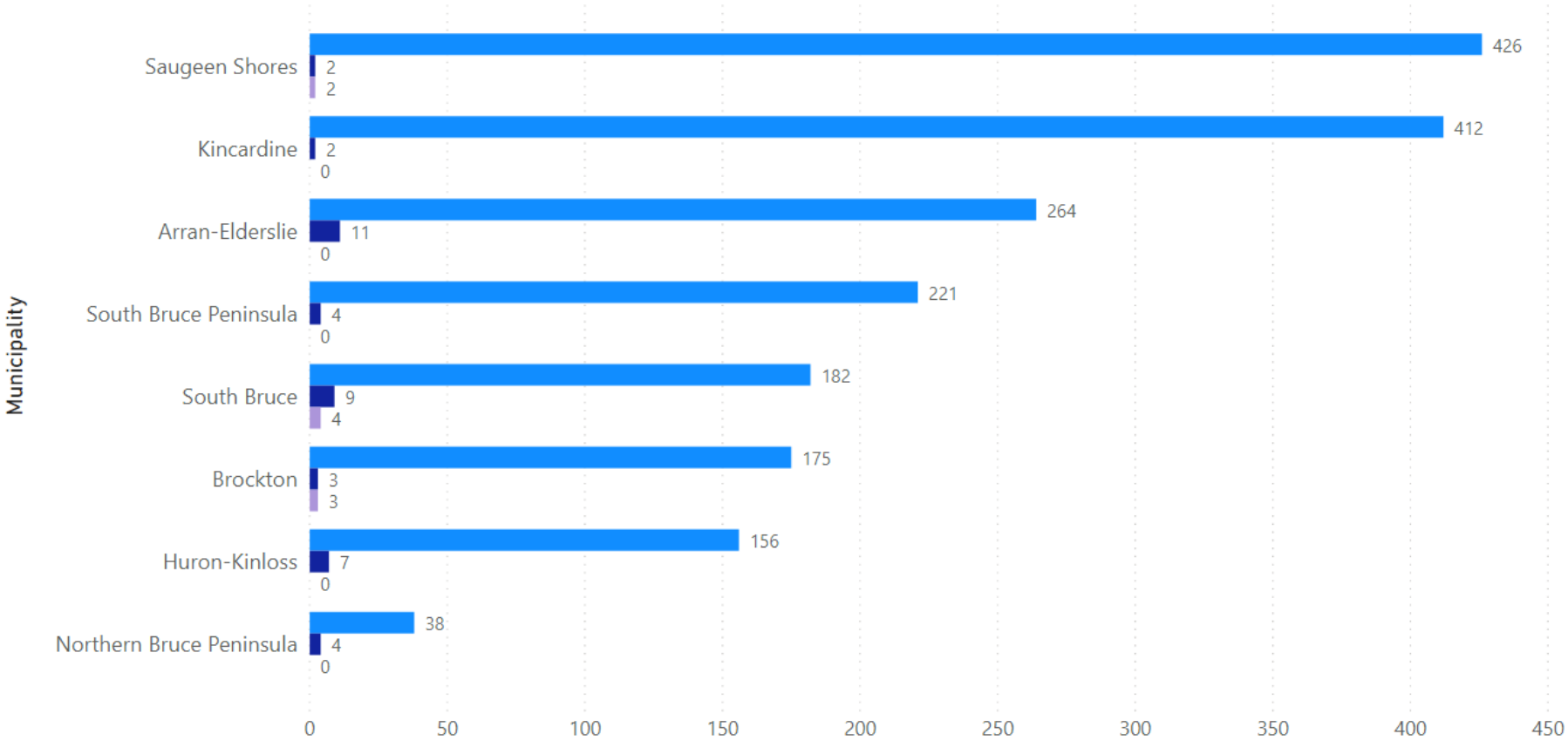
● Resolved Count ● Active Count ● New



Resolved and Active Cases by Municipality

Bruce County

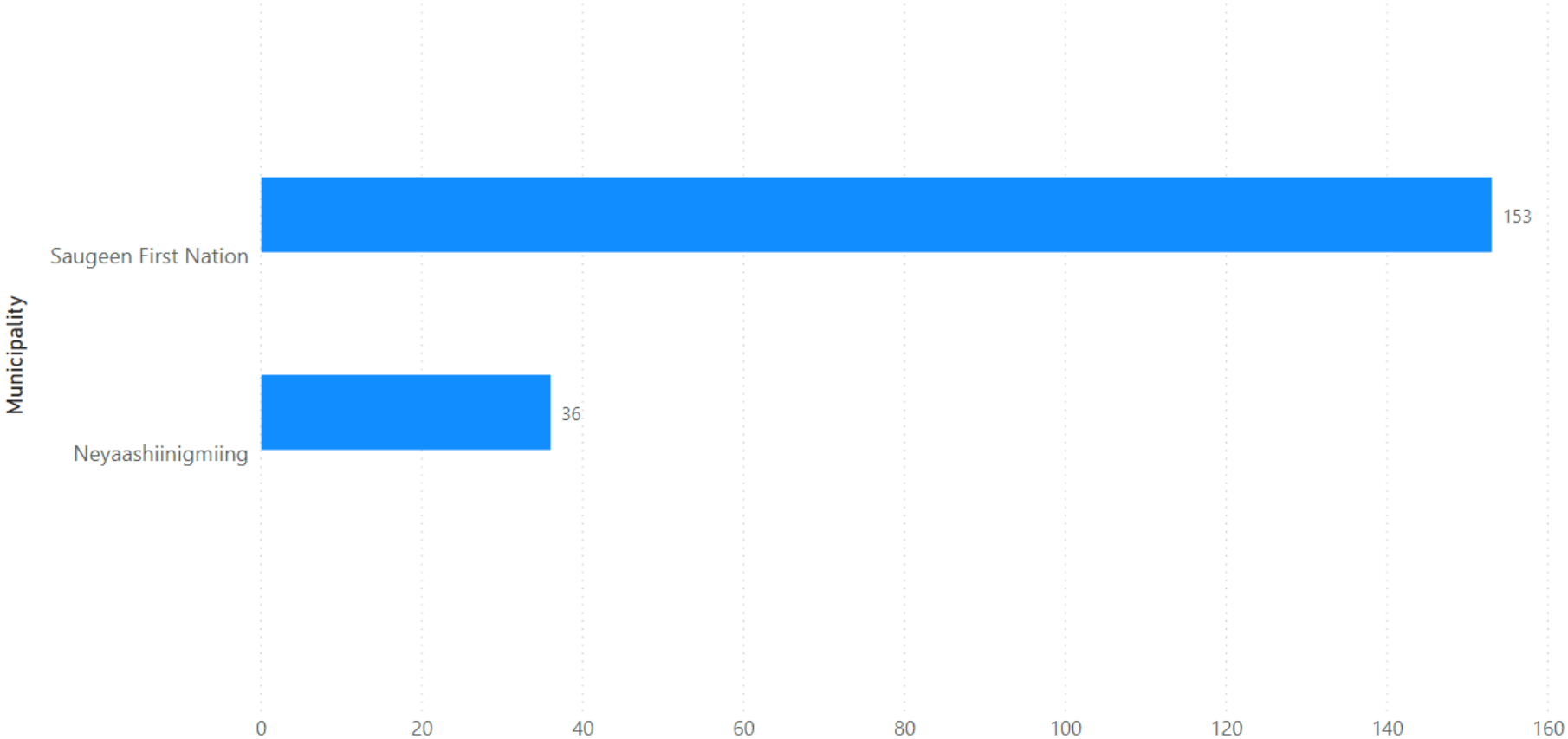
● Resolved Count ● Active Count ● New



Resolved and Active Cases by Municipality

First Nation Communities

● Resolved Count ● Active Count





Situation Report #680 COVID-19

Grey Bruce Health Unit | Incident Management System

January 26, 2022

Current Situation:, [Public Health Measures](#), [COVID-19 Vaccines for Grey Bruce](#), [COVID-19 Vaccine for Ontario](#)
**Follow the 3 W's – Wash hands frequently, Watch distance (ideally 6ft), and Wear face covering correctly, and the 2 A's
- Avoid Crowds and Arrange for outdoor activities instead of indoors whenever possible.**

STAY HOME IF SICK

Case counts and vaccine data is taken from GBHU Epidemiological Reports as of 23:59 hrs, January 25, 2022:

All data is preliminary and subject to change. Future situation reports will be updated accordingly.

- 36 new cases reported in past 24 hours in Grey Bruce:
 - Please note – New cases reported are not an accurate representation of caseloads in the community due to **recent [changes in testing in Ontario](#)**.
 - New cases only represent [those that are eligible to be tested](#).
 - Please Practice safely to [prevent COVID-19](#) at all times
- 5338 Confirmed Cases
- 191 active cases
- 5113 resolved cases
- 12 confirmed local active cases hospitalized in Grey Bruce due to COVID-19
 - 2 confirmed cases from Grey Bruce are hospitalized outside of Grey Bruce due to COVID-19 (These numbers are reported to Public Health by Grey-Bruce Hospitals on confirmed COVID-19 cases admitted for treatment attributed to COVID-19 infection)
- **24** deaths in Grey Bruce
 - +1 death related to a Grey Bruce resident that acquired the infection and was treated outside of Grey Bruce
 - +8 deaths related to Grey Bruce residents that acquired the infection in Grey Bruce however passed away outside of Grey Bruce
 - Local and Provincial data may not align as cases with unconfirmed cause of death are not included above but are included in the Provincial data.
- 354 cases reported in health care workers; reports health care workers living in Grey Bruce and working both in and outside Grey Bruce

Active Outbreaks

- 1 Facility(ies) in COVID-19 outbreak. Reported in [Hospitals](#)
 - Grey Bruce Health Services – Wiarton Site
- 7 Facility(ies) in COVID-19 outbreak. Reported in [Long-Term Care/Retirement Homes](#)
 - Rockwood Terrace Long Term Care – Durham
 - Errinrunc Nursing Home –Thornbury

- Errinrung Retirement Home - Thornbury
- Parkview Manor – Chesley
- Mapleview Long-Term Care Home – Owen Sound
- Summit Place – Owen Sound
- Season’s Owen Sound

Vaccine – for detailed information please visit [Website and Dashboard](#)

- 341,797 Total Doses of COVID-19 vaccine administered in Grey and Bruce
- 4,115 Doses given within the past week

Future Vaccination Planning: [Vaccine Schedule](#)

- Appointments are recommended for all, however, walk-ins are available at all public health vaccine clinics.
- All individuals seeking a fourth dose must provide proof of eligibility – official referral/note from your primary care provider, prescription, or prescription bottle.
- See Vaccine Clinics – details at [Vaccine Schedule](#) (Make sure to scroll to the proper page of the schedule)
- [COVID-19 Vaccines \(publichealthgreybruce.on.ca\)](#)
- [Getting Your COVID-19 Vaccine \(publichealthgreybruce.on.ca\)](#)
- [Youth and COVID-19 Vaccines \(publichealthgreybruce.on.ca\)](#)

Actions Taken In the Past 24 Hours:

- GBHU COVID-19 Team continue with case and contact management, reporting, and responding to COVID-19 related calls. Contact tracing exceeds provincial targets with 100% of all cases contacted within 24 hours
- GBHU Team continue to ensure essential public health activities not related to COVID-19

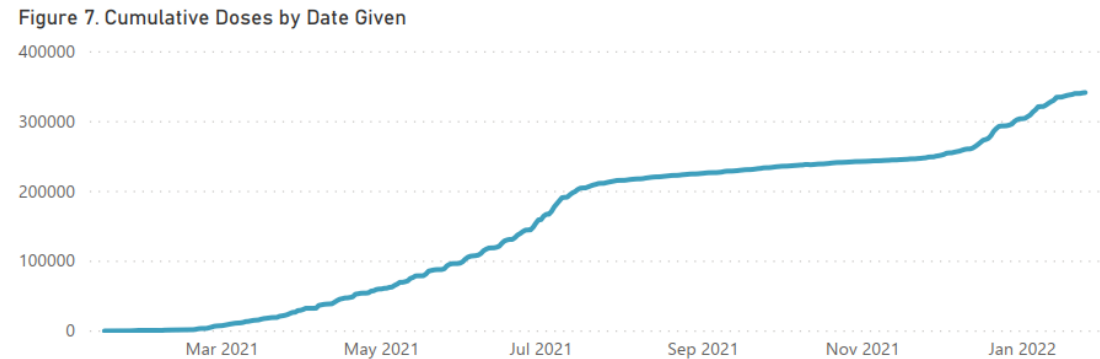
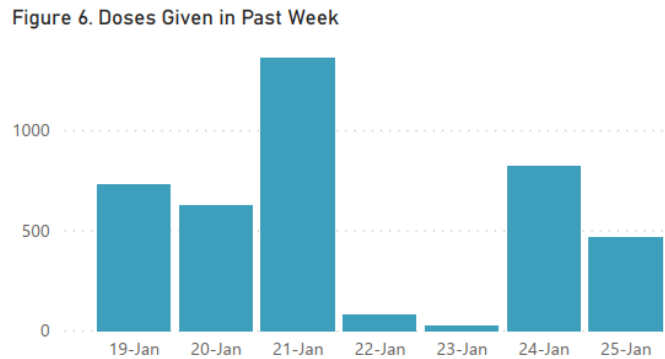
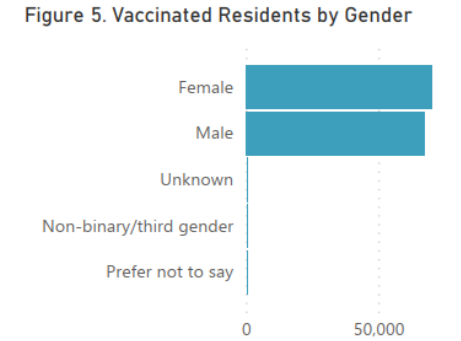
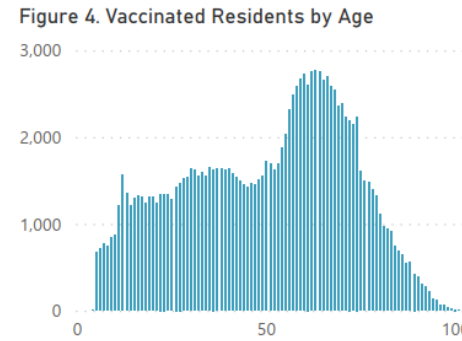
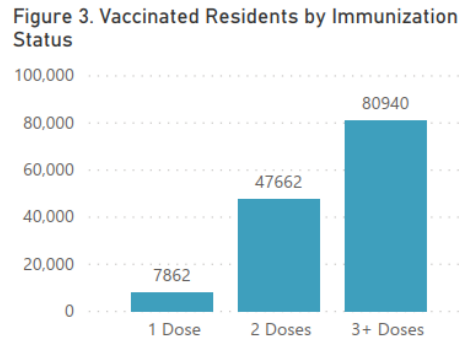
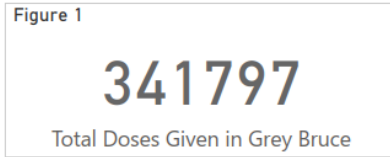
Provincial COVID-19 Data - <https://covid-19.ontario.ca/data>

Media Relations

Media inquiries should be directed to Communications@publichealthgreybruce.on.ca 519-376-9420 or 1-800-263-3456 ext. 3940

[VACCINE DATA OVERVIEW](#)

GREY BRUCE COVID-19 VACCINATION OVERVIEW



Data notes: Figures 1, 2, 6, and 7 represent COVID-19 vaccines administered in the Grey Bruce Health Region, both by the Grey Bruce Health Unit and participating partner organizations. These figures include all doses administered in Grey Bruce, regardless of whether they were given to Grey Bruce residents. These include first, second and any subsequent doses, and do not represent a unique count of individuals.

Figures 3, 4, and 5 represent residents of Grey Bruce, who have received one or more doses of a COVID-19 vaccine, regardless of where the vaccine was received

Data source: data extracted from COVax-ON via IntelliHEALTH.

Data last refreshed January 26, 2022. Data are refreshed daily on weekdays and are current up to 11:59 PM on the previous day.

GREY BRUCE COVID-19 VACCINATION COVERAGE



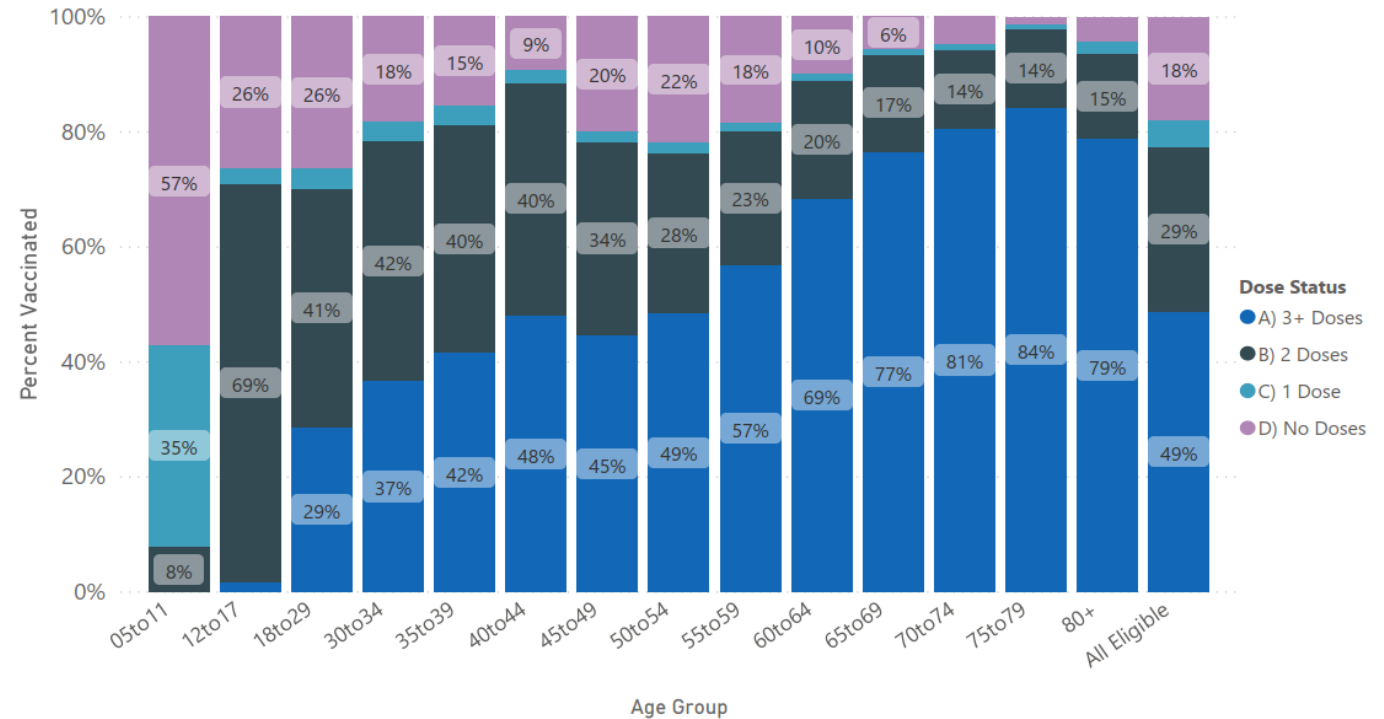
% Eligible Population (5+) with At Least 1 Dose
82.1%

% Eligible Population (5+) with At Least 2 Doses
77.3%

% Total Population with At Least 1 Dose
77.8%

% Total Population with At Least 2 Doses
73.4%

Vaccine Coverage by Age Group and Number of Doses Received

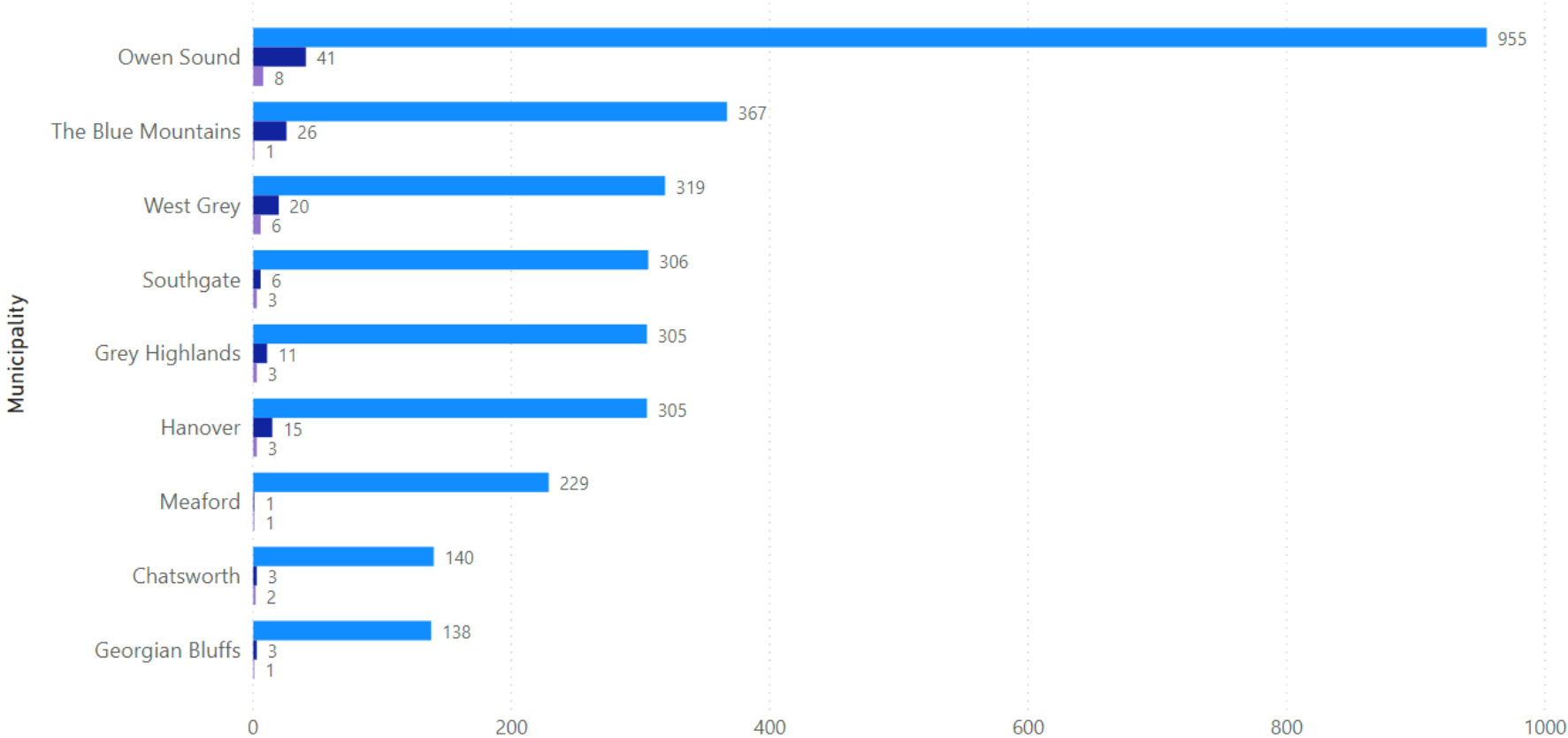


Data notes: Population coverage estimates represent residents of Grey Bruce who have received one or more doses of a COVID-19 vaccine, regardless of where the vaccine was received.
 Data source: Number of vaccinated clients extracted from COVax-ON via IntelliHEALTH. Population estimates: Statistics Canada for 2020, Ontario Ministry of Finance Population Projections by Census Division.
 Note that labels in the figure 'Vaccine Coverage by Age Group and Number of Doses Received' may not be visible if the percentage is small.
 Data last refreshed January 26, 2022. Data are refreshed daily on weekdays and are current up to 11:59 PM on the previous day.

Resolved and Active Cases by Municipality

Grey County

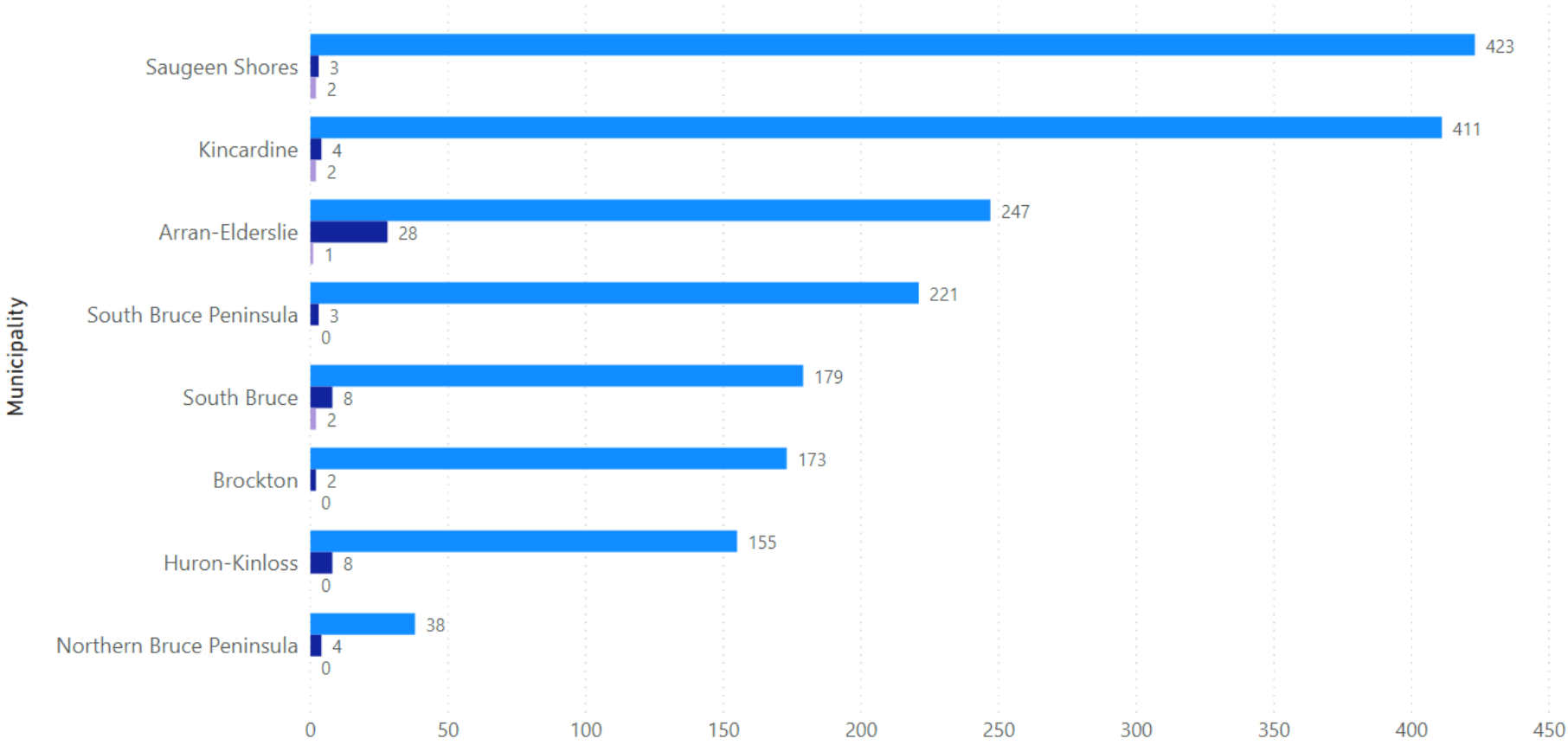
● Resolved Count ● Active Count ● New



Resolved and Active Cases by Municipality

Bruce County

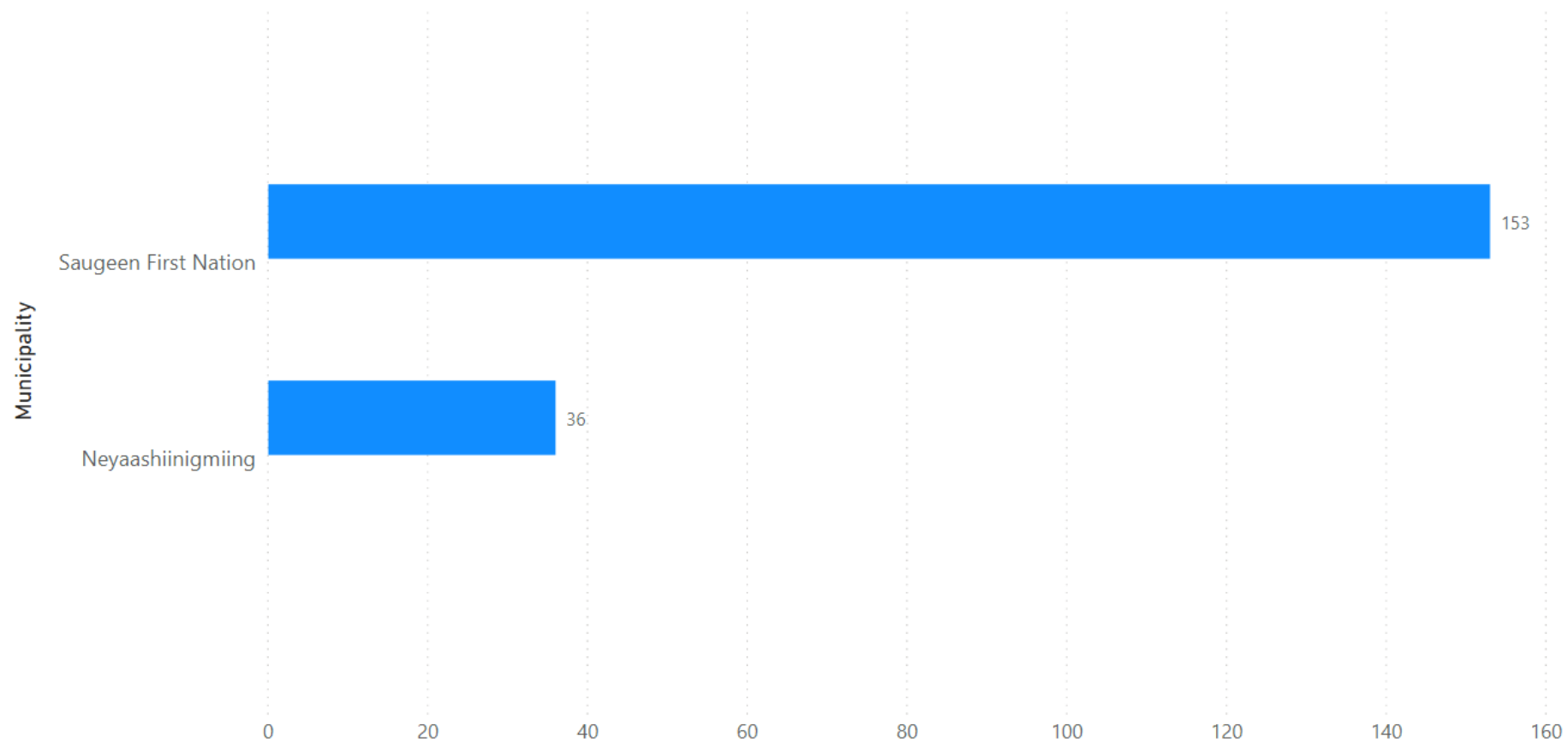
● Resolved Count ● Active Count ● New



Resolved and Active Cases by Municipality

First Nation Communities

● Resolved Count ● Active Count





Situation Report #679 COVID-19

Grey Bruce Health Unit | Incident Management System

January 25, 2022

Current Situation:, [Public Health Measures](#), [COVID-19 Vaccines for Grey Bruce](#), [COVID-19 Vaccine for Ontario](#)
**Follow the 3 W's – Wash hands frequently, Watch distance (ideally 6ft), and Wear face covering correctly, and the 2 A's
- Avoid Crowds and Arrange for outdoor activities instead of indoors whenever possible.**

STAY HOME IF SICK

Case counts and vaccine data is taken from GBHU Epidemiological Reports as of 23:59 hrs, January 24, 2022:

All data is preliminary and subject to change. Future situation reports will be updated accordingly.

- 28 new cases reported in past 24 hours in Grey Bruce:
 - Please note – New cases reported are not an accurate representation of caseloads in the community due to **recent [changes in testing in Ontario](#)**.
 - New cases only represent [those that are eligible to be tested](#).
 - Please Practice safely to [prevent COVID-19](#) at all times
- 5299 Confirmed Cases
- 188 active cases
- 5077 resolved cases
- 13 confirmed local active cases hospitalized in Grey Bruce due to COVID-19
 - 2 confirmed cases from Grey Bruce are hospitalized outside of Grey Bruce due to COVID-19 (These numbers are reported to Public Health by Grey-Bruce Hospitals on confirmed COVID-19 cases admitted for treatment attributed to COVID-19 infection)
- **21** deaths in Grey Bruce
 - +1 death related to a Grey Bruce resident that acquired the infection and was treated outside of Grey Bruce
 - +8 deaths related to Grey Bruce residents that acquired the infection in Grey Bruce however passed away outside of Grey Bruce
 - Local and Provincial data may not align as cases with unconfirmed cause of death are not included above but are included in the Provincial data.
- 346 cases reported in health care workers; reports health care workers living in Grey Bruce and working both in and outside Grey Bruce

Active Outbreaks

- 1 Facility(ies) in COVID-19 outbreak. Reported in [Hospitals](#)
 - Grey Bruce Health Services – Wiarton Site
- 7 Facility(ies) in COVID-19 outbreak. Reported in [Long-Term Care/Retirement Homes](#)
 - Rockwood Terrace Long Term Care – Durham
 - Errinrunc Nursing Home –Thornbury

- Errinrue Retirement Home - Thornbury
- ~~McVean Lodge – Hanover – Declared over January 25, 2022~~
- Parkview Manor – Chesley
- Mapleview Long-Term Care Home – Owen Sound
- Summit Place – Owen Sound
- Season’s Owen Sound

Vaccine – for detailed information please visit [Website and Dashboard](#)

- 341,219 Total Doses of COVID-19 vaccine administered in Grey and Bruce
- 4,714 Doses given within the past week

Future Vaccination Planning: [Vaccine Schedule](#)

- Appointments are recommended for all, however, walk-ins are available at all public health vaccine clinics.
- All individuals seeking a fourth dose must provide proof of eligibility – official referral/note from your primary care provider, prescription, or prescription bottle.
- See Vaccine Clinics – details at [Vaccine Schedule](#) (Make sure to scroll to the proper page of the schedule)
- [COVID-19 Vaccines \(publichealthgreybruce.on.ca\)](#)
- [Getting Your COVID-19 Vaccine \(publichealthgreybruce.on.ca\)](#)
- [Youth and COVID-19 Vaccines \(publichealthgreybruce.on.ca\)](#)

Actions Taken In the Past 24 Hours:

- GBHU COVID-19 Team continue with case and contact management, reporting, and responding to COVID-19 related calls. Contact tracing exceeds provincial targets with 100% of all cases contacted within 24 hours
- GBHU Team continue to ensure essential public health activities not related to COVID-19

Provincial COVID-19 Data - <https://covid-19.ontario.ca/data>

Media Relations

Media inquiries should be directed to Communications@publichealthgreybruce.on.ca 519-376-9420 or 1-800-263-3456 ext. 3940

[VACCINE DATA OVERVIEW](#)

GREY BRUCE COVID-19 VACCINATION OVERVIEW



Figure 1

341219

Total Doses Given in Grey Bruce

Figure 2

4714

Doses Given in Grey Bruce: Past Week

Figure 3. Vaccinated Residents by Immunization Status

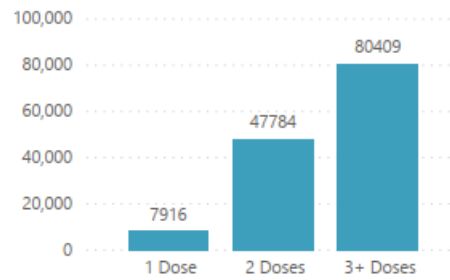


Figure 4. Vaccinated Residents by Age

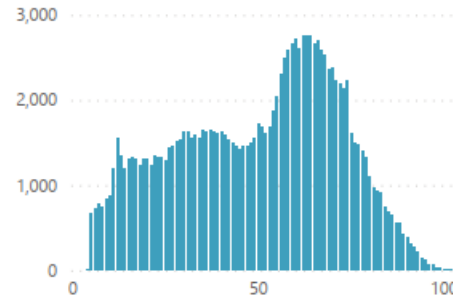


Figure 5. Vaccinated Residents by Gender

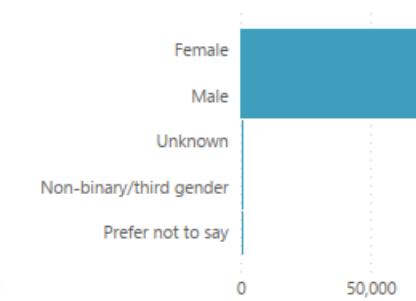


Figure 6. Doses Given in Past Week

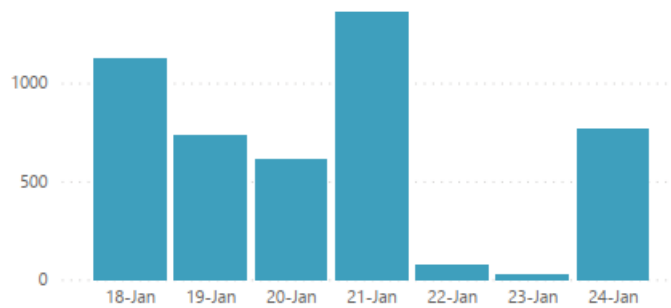
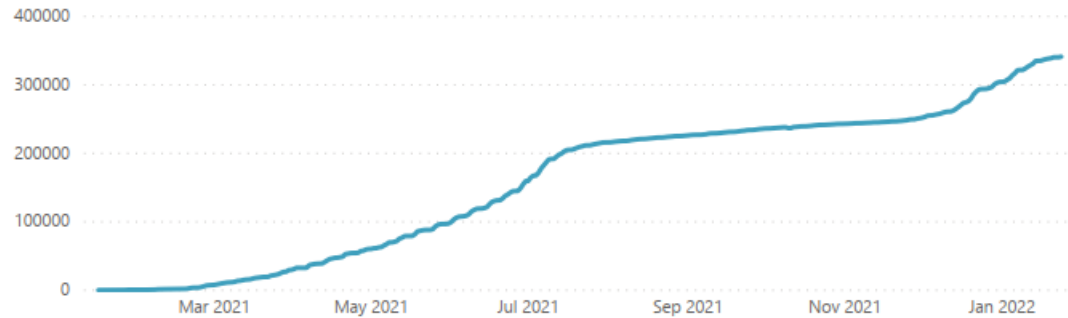


Figure 7. Cumulative Doses by Date Given



Data notes: Figures 1, 2, 6, and 7 represent COVID-19 vaccines administered in the Grey Bruce Health Region, both by the Grey Bruce Health Unit and participating partner organizations. These figures include all doses administered in Grey Bruce, regardless of whether they were given to Grey Bruce residents. These include first, second and any subsequent doses, and do not represent a unique count of individuals. Figures 3, 4, and 5 represent residents of Grey Bruce, who have received one or more doses of a COVID-19 vaccine, regardless of where the vaccine was received
Data source: data extracted from COVax-ON via IntelliHEALTH.

Data last refreshed January 25, 2022. Data are refreshed daily on weekdays and are current up to 11:59 PM on the previous day.

GREY BRUCE COVID-19 VACCINATION COVERAGE



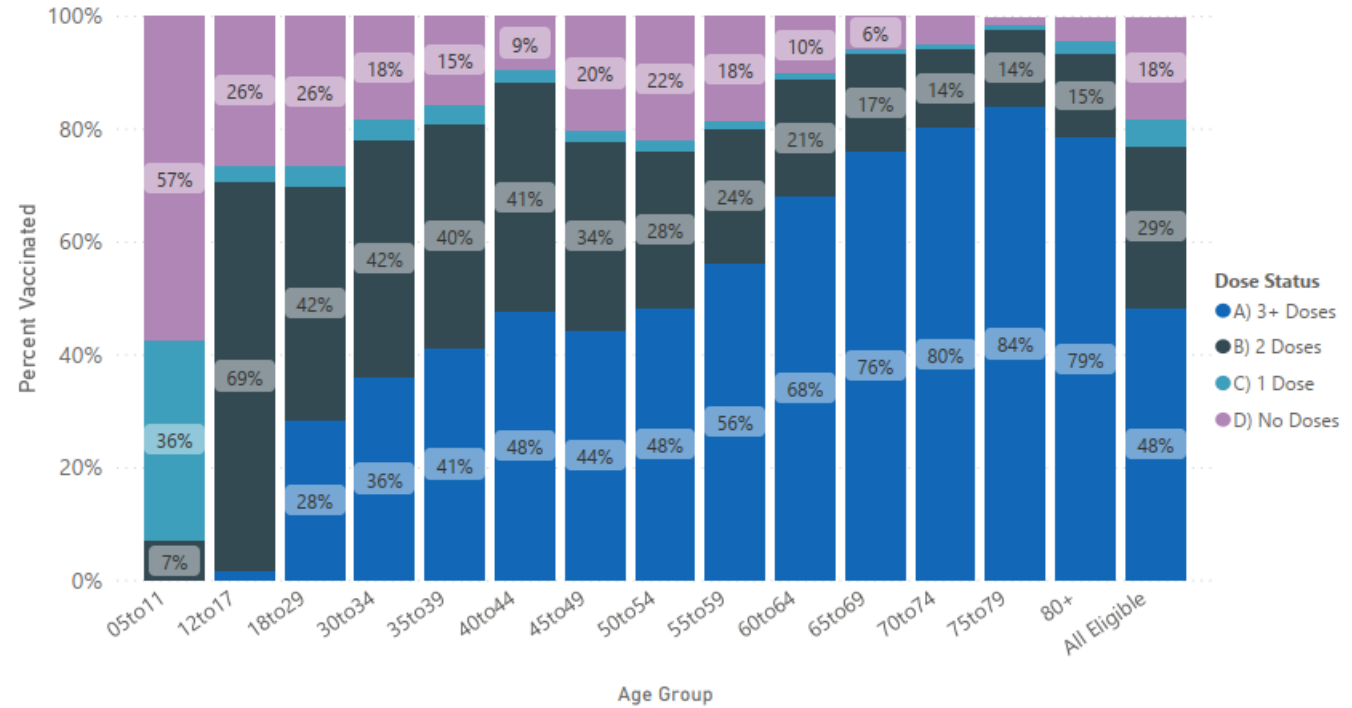
% Eligible Population (5+) with At Least 1 Dose
81.8%

% Eligible Population (5+) with At Least 2 Doses
77.1%

% Total Population with At Least 1 Dose
77.6%

% Total Population with At Least 2 Doses
73.1%

Vaccine Coverage by Age Group and Number of Doses Received

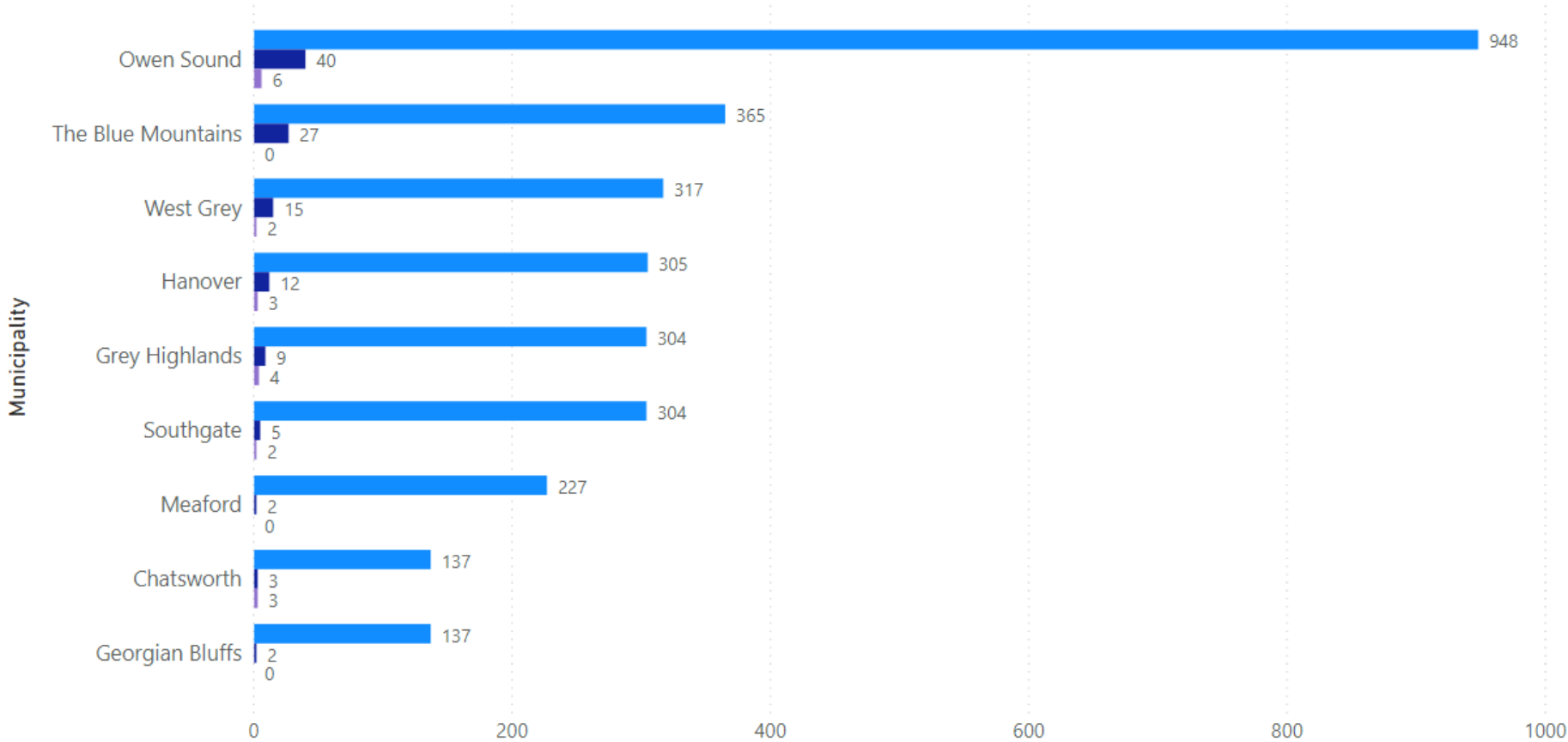


Data notes: Population coverage estimates represent residents of Grey Bruce who have received one or more doses of a COVID-19 vaccine, regardless of where the vaccine was received.
 Data source: Number of vaccinated clients extracted from COVax-ON via IntelliHEALTH. Population estimates: Statistics Canada for 2020, Ontario Ministry of Finance Population Projections by Census Division.
 Note that labels in the figure 'Vaccine Coverage by Age Group and Number of Doses Received' may not be visible if the percentage is small.
 Data last refreshed January 25, 2022. Data are refreshed daily on weekdays and are current up to 11:59 PM on the previous day.

Resolved and Active Cases by Municipality

Grey County

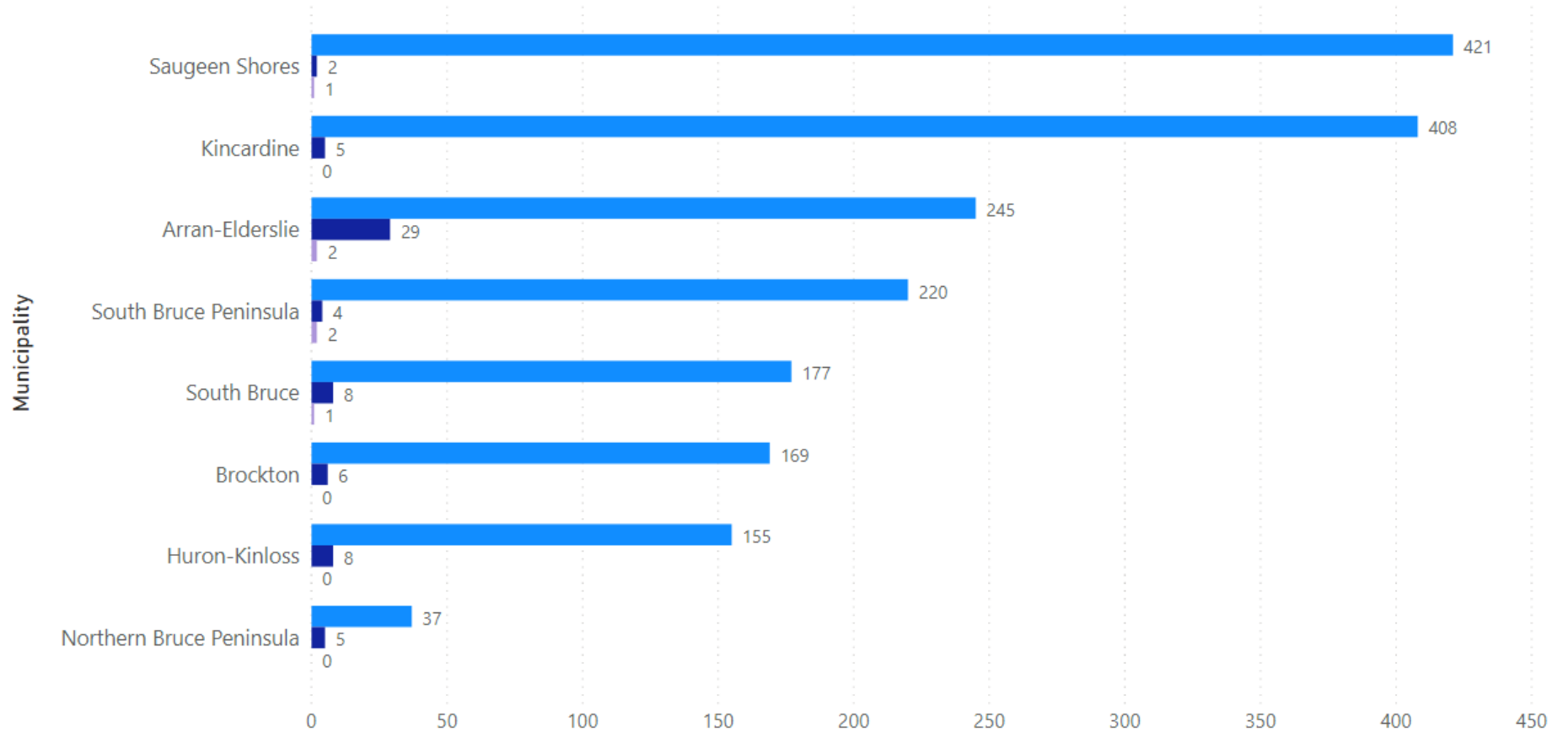
● Resolved Count ● Active Count ● New



Resolved and Active Cases by Municipality

Bruce County

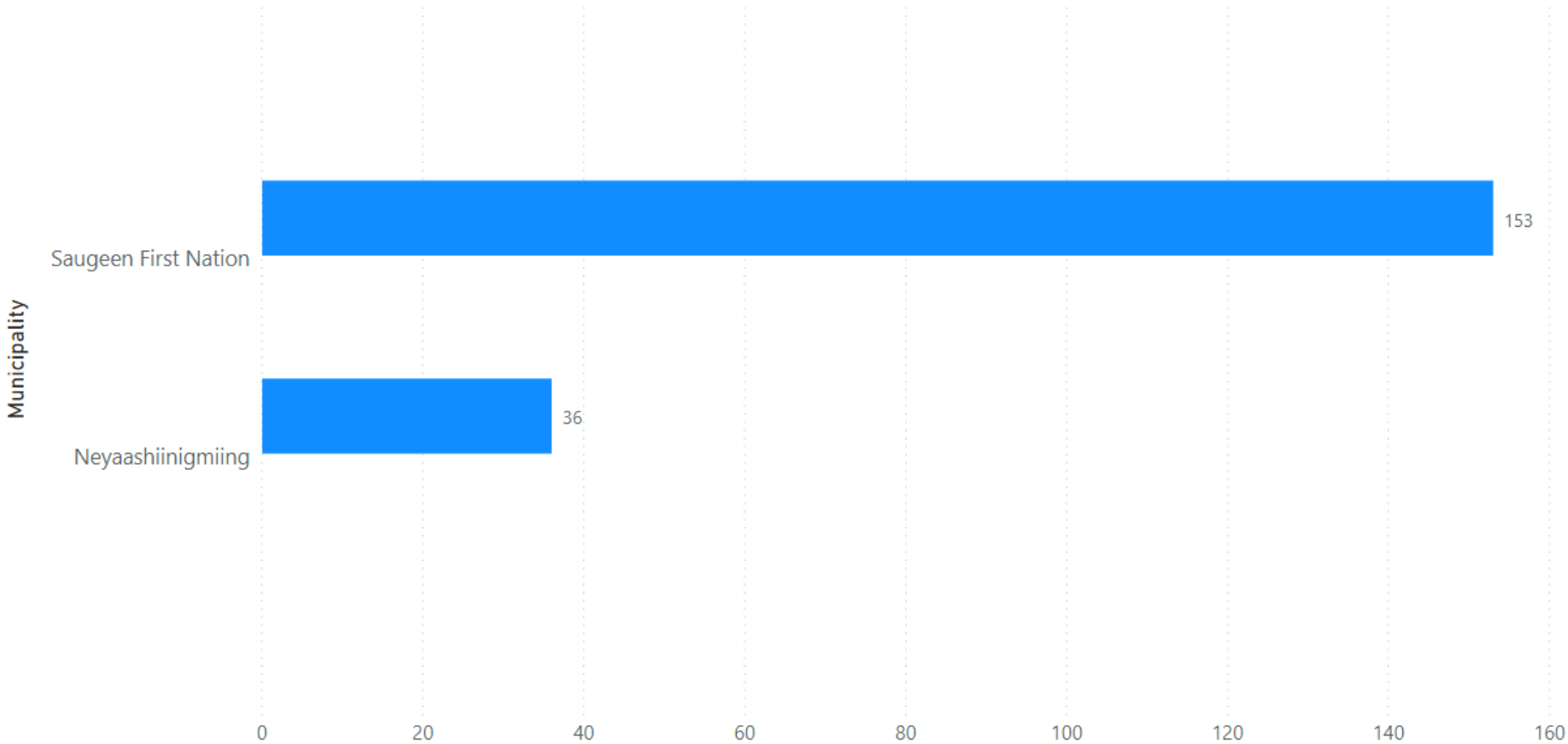
● Resolved Count ● Active Count ● New



Resolved and Active Cases by Municipality

First Nation Communities

● Resolved Count ● Active Count



Situation Report #678 COVID-19

Grey Bruce Health Unit | Incident Management System

January 24, 2022

Current Situation:, [Public Health Measures](#), [COVID-19 Vaccines for Grey Bruce](#), [COVID-19 Vaccine for Ontario](#)
**Follow the 3 W's – Wash hands frequently, Watch distance (ideally 6ft), and Wear face covering correctly, and the 2 A's
- Avoid Crowds and Arrange for outdoor activities instead of indoors whenever possible.**

STAY HOME IF SICK

Case counts and vaccine data is taken from GBHU Epidemiological Reports as of 23:59 hrs, January 23, 2022:

All data is preliminary and subject to change. Future situation reports will be updated accordingly.

- 21 new cases reported in past 24 hours in Grey Bruce:
 - Please note – New cases reported are not an accurate representation of caseloads in the community due to recent [changes in testing in Ontario](#).
 - New cases only represent [those that are eligible to be tested](#).
 - Please Practice safely to [prevent COVID-19](#) at all times
- 5267 Confirmed Cases
- 208 active cases
- 5014 resolved cases
- 12 confirmed local active cases hospitalized in Grey Bruce due to COVID-19
 - 2 confirmed cases from Grey Bruce are hospitalized outside of Grey Bruce due to COVID-19 (These numbers are reported to Public Health by Grey-Bruce Hospitals on confirmed COVID-19 cases admitted for treatment attributed to COVID-19 infection)
- 20 deaths in Grey Bruce
 - +1 death related to a Grey Bruce resident that acquired the infection and was treated outside of Grey Bruce
 - +8 deaths related to Grey Bruce residents that acquired the infection in Grey Bruce however passed away outside of Grey Bruce
 - Local and Provincial data may not align as cases with unconfirmed cause of death are not included above but are included in the Provincial data.
- 339 cases reported in health care workers; reports health care workers living in Grey Bruce and working both in and outside Grey Bruce

Active Outbreaks

- 1 Facility(ies) in COVID-19 outbreak. Reported in [Hospitals](#)
 - Grey Bruce Health Services – Wiarton Site
- 8 Facility(ies) in COVID-19 outbreak. Reported in [Long-Term Care/Retirement Homes](#)
 - Rockwood Terrace Long Term Care – Durham
 - Errinrung Nursing Home –Thornbury
 - Errinrung Retirement Home - Thornbury
 - McVean Lodge – Hanover
 - Parkview Manor – Chesley
 - Mapleview Long-Term Care Home – Owen Sound

- Summit Place – Owen Sound
- Season's Owen Sound

Vaccine – for detailed information please visit [Website and Dashboard](#)

- 340,364 Total Doses of COVID-19 vaccine administered in Grey and Bruce
- 5,063 Doses given within the past week

Future Vaccination Planning: [Vaccine Schedule](#)

- Appointments are recommended for all, however, walk-ins are available at all public health vaccine clinics.
- All individuals seeking a fourth dose must provide proof of eligibility – official referral/note from your primary care provider, prescription, or prescription bottle.
- See Vaccine Clinics – details at [Vaccine Schedule](#) (Make sure to scroll to the proper page of the schedule)
- [COVID-19 Vaccines \(publichealthgreybruce.on.ca\)](#)
- [Getting Your COVID-19 Vaccine \(publichealthgreybruce.on.ca\)](#)
- [Youth and COVID-19 Vaccines \(publichealthgreybruce.on.ca\)](#)

Actions Taken In the Past 24 Hours:

- GBHU COVID-19 Team continue with case and contact management, reporting, and responding to COVID-19 related calls. Contact tracing exceeds provincial targets with 100% of all cases contacted within 24 hours
- GBHU Team continue to ensure essential public health activities not related to COVID-19

Provincial COVID-19 Data - <https://covid-19.ontario.ca/data>

Media Relations

Media inquiries should be directed to Communications@publichealthgreybruce.on.ca 519-376-9420 or 1-800-263-3456 ext. 3940

[VACCINE DATA OVERVIEW](#)

GREY BRUCE COVID-19 VACCINATION OVERVIEW

Figure 1

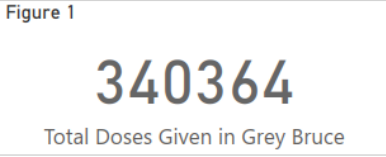


Figure 2



Figure 3. Vaccinated Residents by Immunization Status

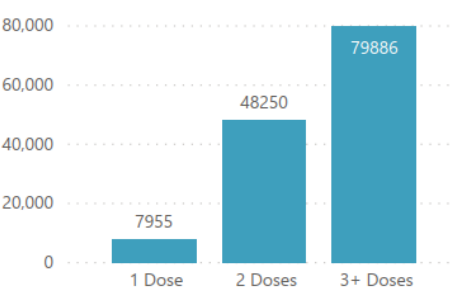


Figure 4. Vaccinated Residents by Age

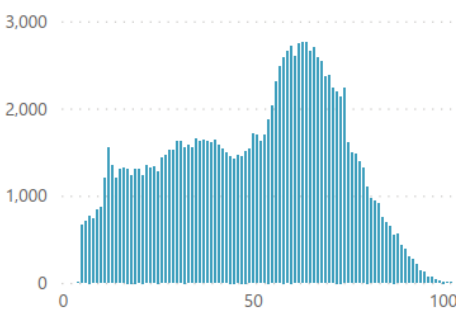


Figure 5. Vaccinated Residents by Gender

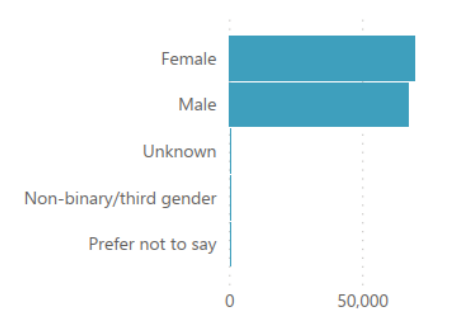


Figure 6. Doses Given in Past Week

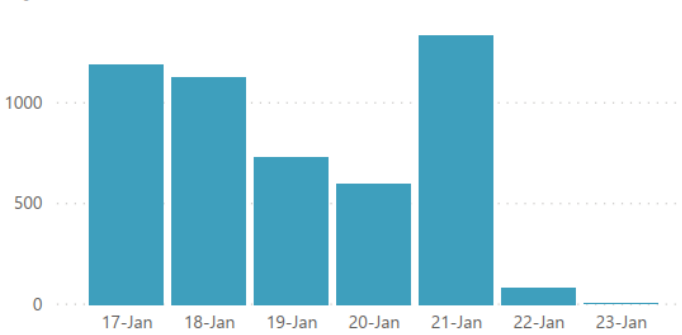
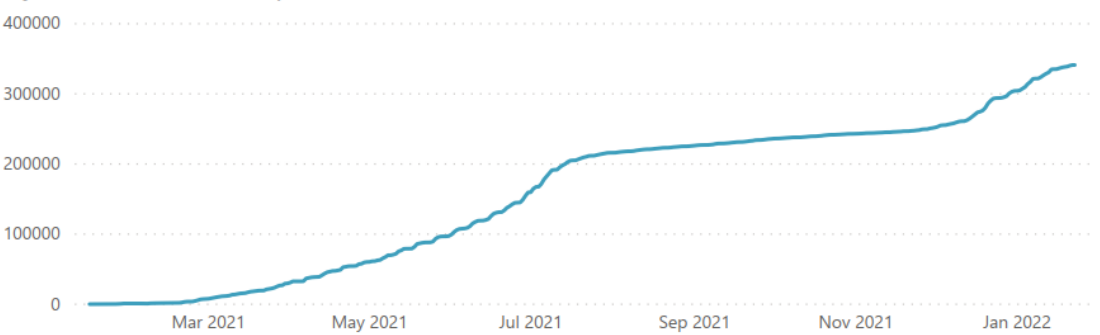


Figure 7. Cumulative Doses by Date Given



Data notes: Figures 1, 2, 6, and 7 represent COVID-19 vaccines administered in the Grey Bruce Health Region, both by the Grey Bruce Health Unit and participating partner organizations. These figures include all doses administered in Grey Bruce, regardless of whether they were given to Grey Bruce residents. These include first, second and any subsequent doses, and do not represent a unique count of individuals. Figures 3, 4, and 5 represent residents of Grey Bruce, who have received one or more doses of a COVID-19 vaccine, regardless of where the vaccine was received. Data source: data extracted from COVax-ON via IntelliHEALTH.

Data last refreshed January 24, 2022. Data are refreshed daily on weekdays and are current up to 11:59 PM on the previous day.

GREY BRUCE COVID-19 VACCINATION COVERAGE



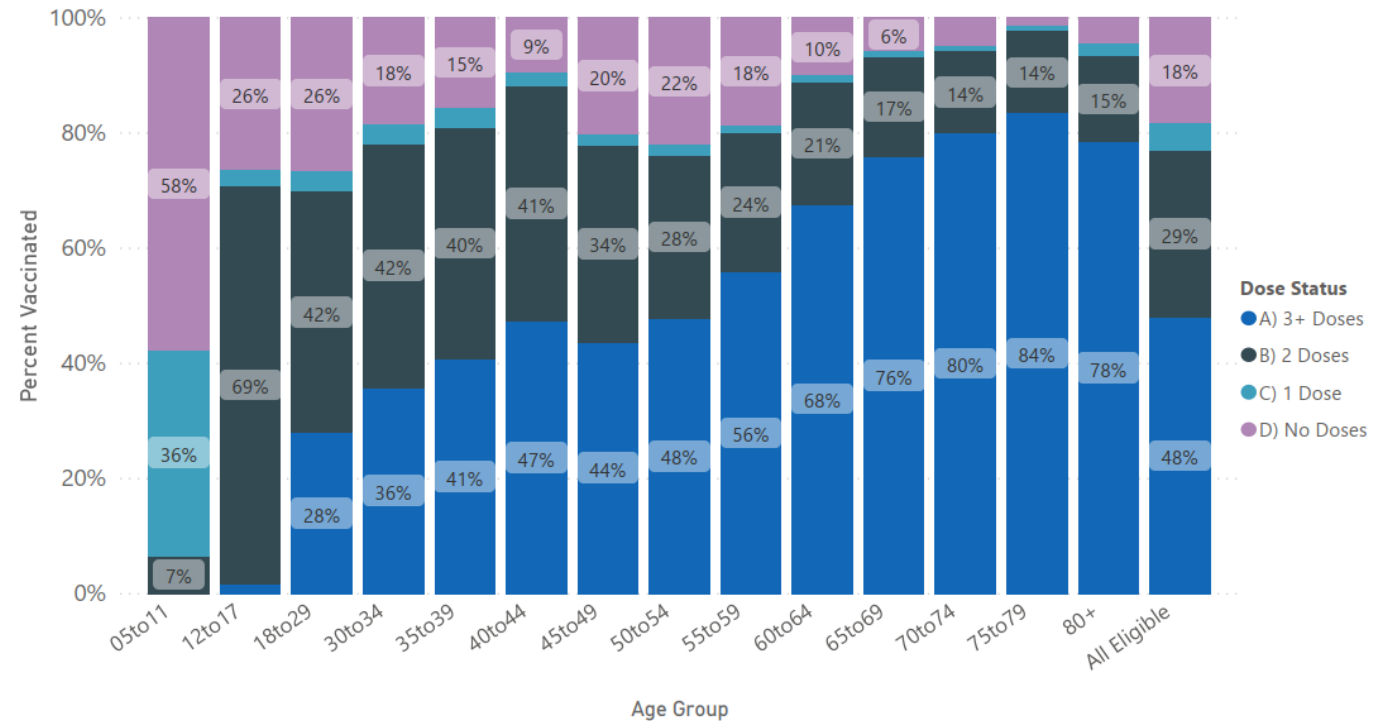
% Eligible Population (5+) with At Least 1 Dose
81.8%

% Eligible Population (5+) with At Least 2 Doses
77.0%

% Total Population with At Least 1 Dose
77.6%

% Total Population with At Least 2 Doses
73.1%

Vaccine Coverage by Age Group and Number of Doses Received

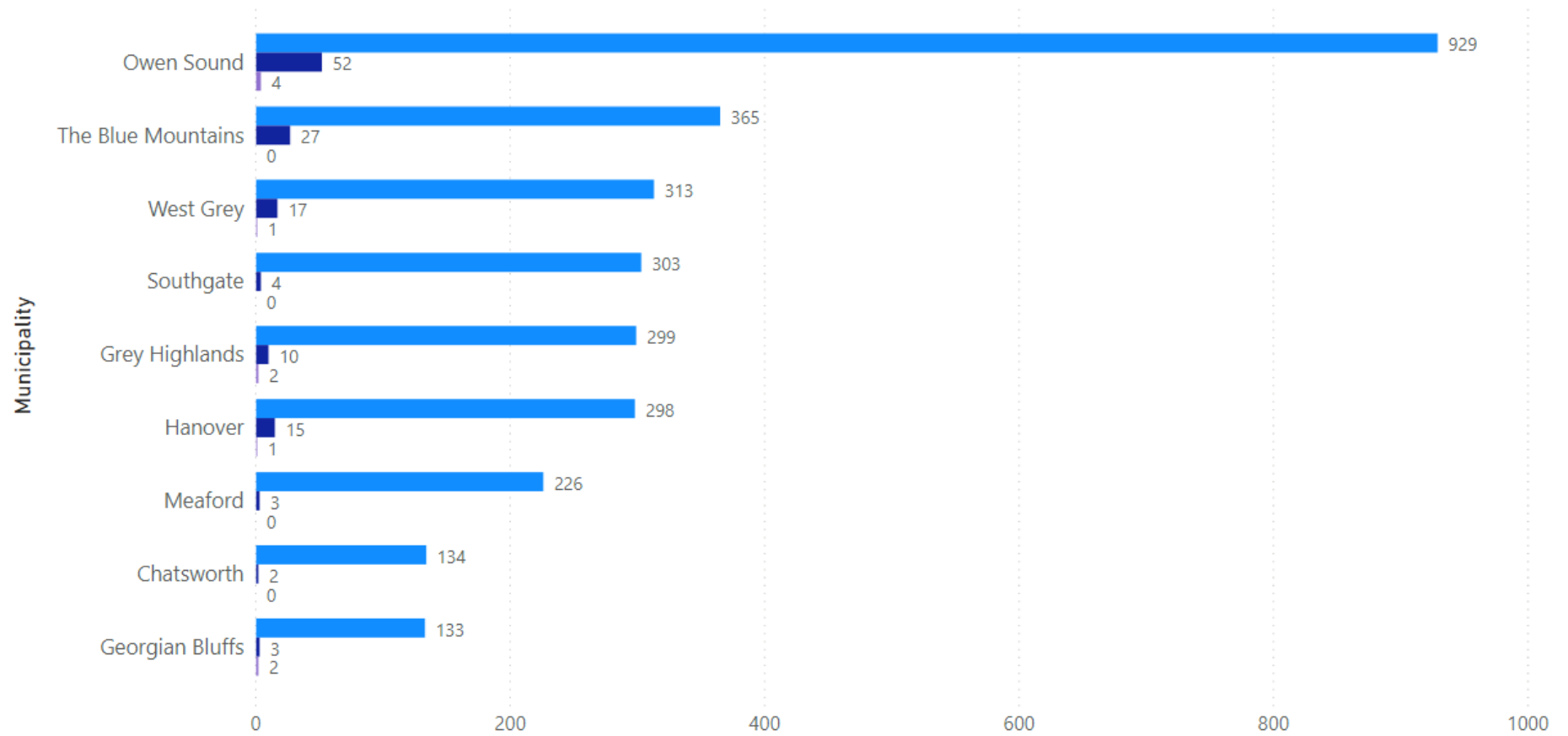


Data notes: Population coverage estimates represent residents of Grey Bruce who have received one or more doses of a COVID-19 vaccine, regardless of where the vaccine was received.
 Data source: Number of vaccinated clients extracted from COVax-ON via IntelliHEALTH. Population estimates: Statistics Canada for 2020, Ontario Ministry of Finance Population Projections by Census Division.
 Note that labels in the figure 'Vaccine Coverage by Age Group and Number of Doses Received' may not be visible if the percentage is small.
 Data last refreshed January 24, 2022. Data are refreshed daily on weekdays and are current up to 11:59 PM on the previous day.

Resolved and Active Cases by Municipality

Grey County

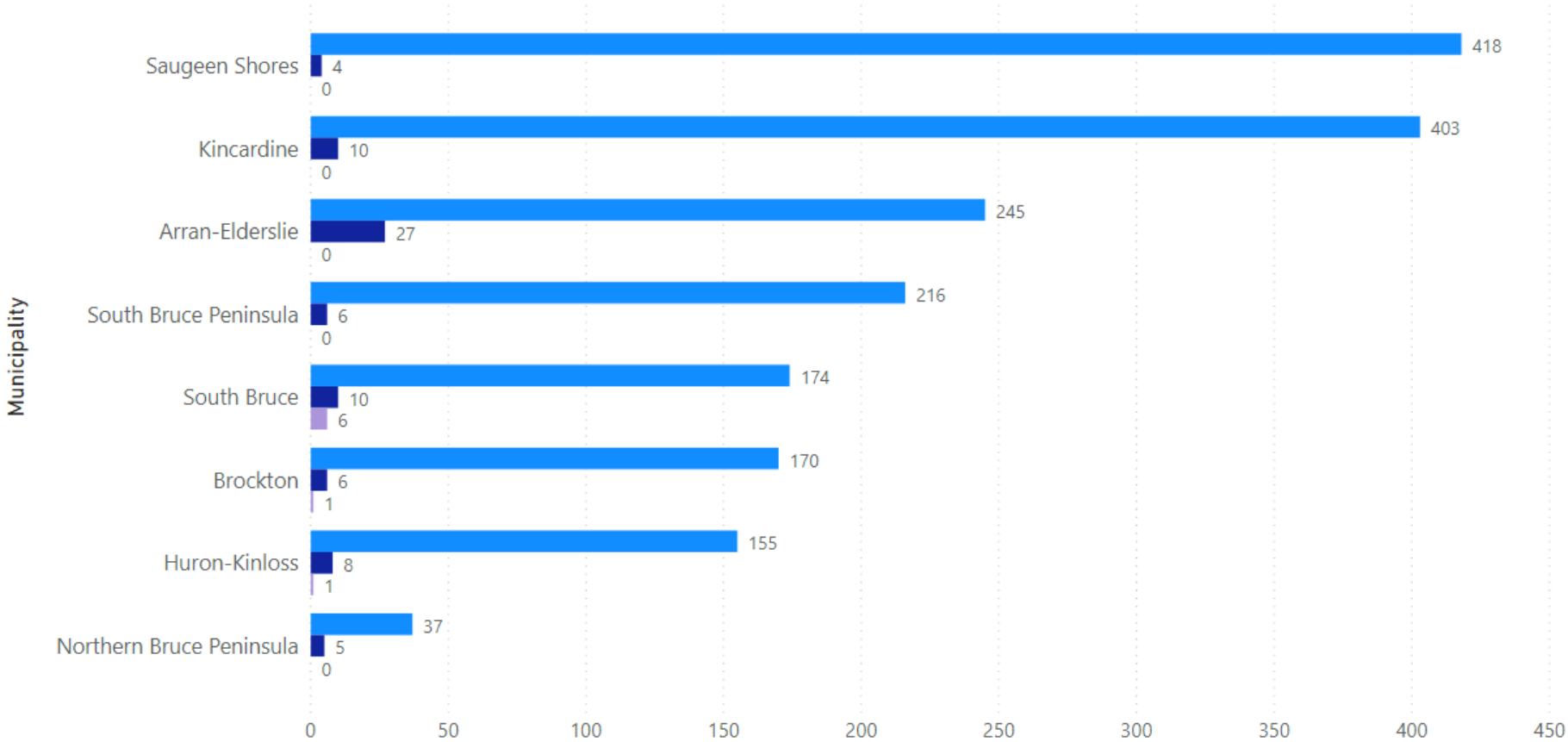
● Resolved Count ● Active Count ● New



Resolved and Active Cases by Municipality

Bruce County

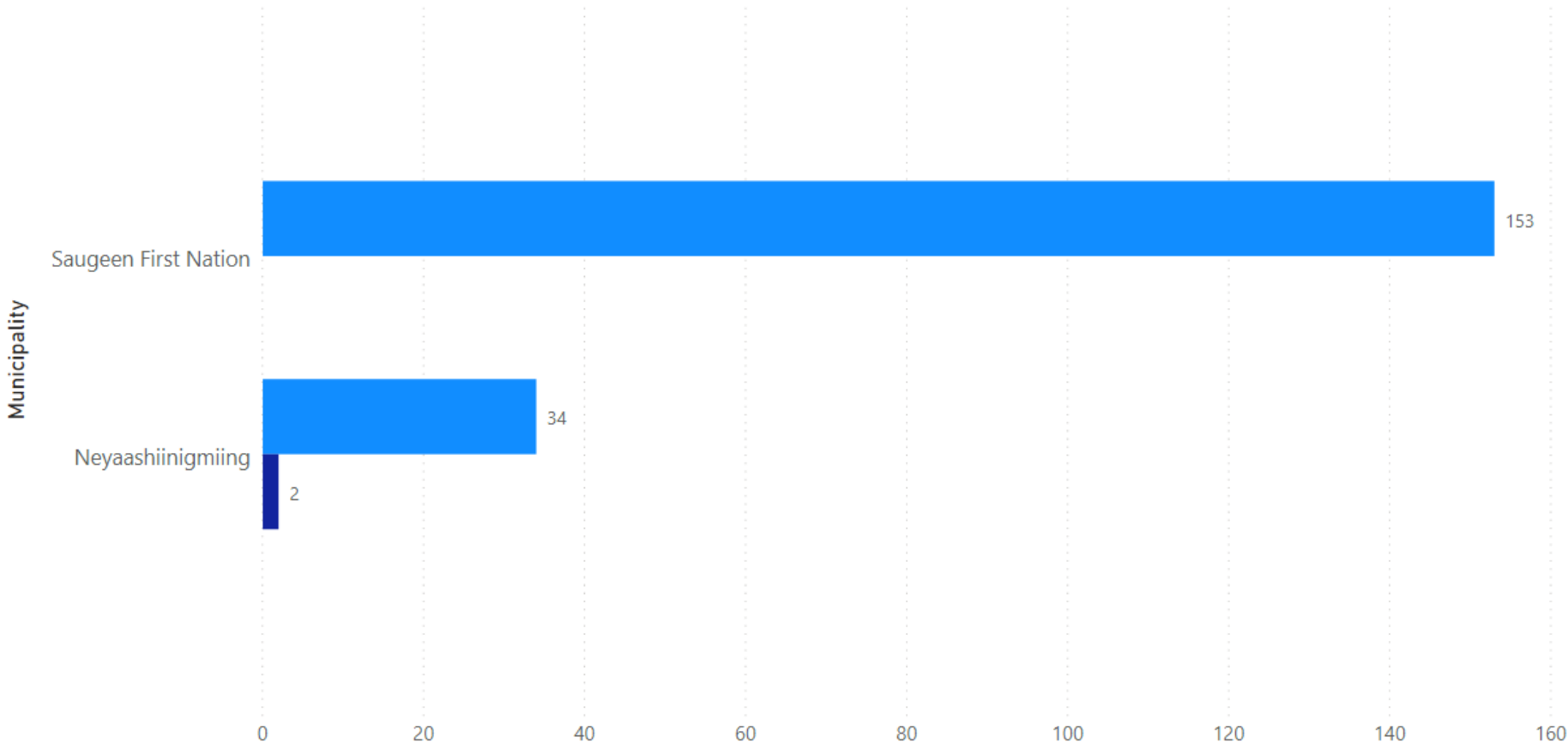
● Resolved Count ● Active Count ● New



Resolved and Active Cases by Municipality

First Nation Communities

● Resolved Count ● Active Count





Situation Report #677 COVID-19

Grey Bruce Health Unit | Incident Management System

January 23, 2022

Current Situation:, [Public Health Measures](#), [COVID-19 Vaccines for Grey Bruce](#), [COVID-19 Vaccine for Ontario](#)
**Follow the 3 W's – Wash hands frequently, Watch distance (ideally 6ft), and Wear face covering correctly, and the 2 A's
- Avoid Crowds and Arrange for outdoor activities instead of indoors whenever possible.**

STAY HOME IF SICK

Case counts and vaccine data is taken from GBHU Epidemiological Reports as of 23:59 hrs, January 22, 2022:

All data is preliminary and subject to change. Future situation reports will be updated accordingly.

- 26 new cases reported in past 24 hours in Grey Bruce:
 - Please note – New cases reported are not an accurate representation of caseloads in the community due to **recent [changes in testing in Ontario](#)**.
 - New cases only represent [those that are eligible to be tested](#).
 - Please Practice safely to [prevent COVID-19](#) at all times
- 5238 Confirmed Cases
- 208 active cases
- 4994 resolved cases
- 12 confirmed local active cases hospitalized in Grey Bruce due to COVID-19
 - 2 confirmed cases from Grey Bruce are hospitalized outside of Grey Bruce due to COVID-19 (These numbers are reported to Public Health by Grey-Bruce Hospitals on confirmed COVID-19 cases admitted for treatment attributed to COVID-19 infection)
- 20 deaths in Grey Bruce
 - +1 death related to a Grey Bruce resident that acquired the infection and was treated outside of Grey Bruce
 - +7 deaths related to Grey Bruce residents that acquired the infection in Grey Bruce however passed away outside of Grey Bruce
 - Local and Provincial data may not align as cases with unconfirmed cause of death are not included above but are included in the Provincial data.
- 331 cases reported in health care workers; reports health care workers living in Grey Bruce and working both in and outside Grey Bruce

Active Outbreaks

- 1 Facility(ies) in COVID-19 outbreak. Reported in [Hospitals](#)
 - Grey Bruce Health Services – Wiarton Site
- 8 Facility(ies) in COVID-19 outbreak. Reported in [Long-Term Care/Retirement Homes](#)
 - Rockwood Terrace Long Term Care – Durham
 - ~~Pincrest Manor – Lucknow – Decalred over January 22, 2022~~

- Errinrung Nursing Home –Thornbury
- Errinrung Retirement Home - Thornbury
- McVean Lodge – Hanover
- Parkview Manor – Chesley
- Mapleview Long-Term Care Home – Owen Sound
- Summit Place – Owen Sound
- Season’s Owen Sound

Vaccine – for detailed information please visit [Website and Dashboard](#)

- 338,732 Total Doses of COVID-19 vaccine administered in Grey and Bruce
- 7,998 Doses given within the past week

Future Vaccination Planning: [Vaccine Schedule](#)

- Appointments are recommended for all, however, walk-ins are available at all public health vaccine clinics.
- All individuals seeking a fourth dose must provide proof of eligibility – official referral/note from your primary care provider, prescription, or prescription bottle.
- See Vaccine Clinics – details at [Vaccine Schedule](#) (Make sure to scroll to the proper page of the schedule)
- [COVID-19 Vaccines \(publichealthgreybruce.on.ca\)](#)
- [Getting Your COVID-19 Vaccine \(publichealthgreybruce.on.ca\)](#)
- [Youth and COVID-19 Vaccines \(publichealthgreybruce.on.ca\)](#)

Actions Taken In the Past 24 Hours:

- Media Release – [Successful Third Dose Rollout of Vaccine in Grey Bruce](#)
- GBHU COVID-19 Team continue with case and contact management, reporting, and responding to COVID-19 related calls. Contact tracing exceeds provincial targets with 100% of all cases contacted within 24 hours
- GBHU Team continue to ensure essential public health activities not related to COVID-19

Provincial COVID-19 Data - <https://covid-19.ontario.ca/data>

Media Relations

Media inquiries should be directed to Communications@publichealthgreybruce.on.ca 519-376-9420 or 1-800-263-3456 ext. 3940

Vaccine Data Overview not available on holidays and weekends. Will be updated on Monday January 24, 2022

Resolved and Active Case by Municipality data not available on holidays and weekends. Will be updated Monday January 24, 2022



Situation Report #676 COVID-19

Grey Bruce Health Unit | Incident Management System

January 22, 2022

Current Situation:, [Public Health Measures](#), [COVID-19 Vaccines for Grey Bruce](#), [COVID-19 Vaccine for Ontario](#)
**Follow the 3 W's – Wash hands frequently, Watch distance (ideally 6ft), and Wear face covering correctly, and the 2 A's
- Avoid Crowds and Arrange for outdoor activities instead of indoors whenever possible.**

STAY HOME IF SICK

Case counts and vaccine data is taken from GBHU Epidemiological Reports as of 23:59 hrs, January 21, 2022:

All data is preliminary and subject to change. Future situation reports will be updated accordingly.

- 34 new cases reported in past 24 hours in Grey Bruce:
 - Please note – New cases reported are not an accurate representation of caseloads in the community due to **recent [changes in testing in Ontario](#)**.
 - New cases only represent [those that are eligible to be tested](#).
 - Please Practice safely to [prevent COVID-19](#) at all times
- 5213 Confirmed Cases
- 196 active cases
- 4981 resolved cases
- 12 confirmed local active cases hospitalized in Grey Bruce due to COVID-19
 - 2 confirmed cases from Grey Bruce are hospitalized outside of Grey Bruce due to COVID-19 (These numbers are reported to Public Health by Grey-Bruce Hospitals on confirmed COVID-19 cases admitted for treatment attributed to COVID-19 infection)
- 20 deaths in Grey Bruce
 - +1 death related to a Grey Bruce resident that acquired the infection and was treated outside of Grey Bruce
 - +7 deaths related to Grey Bruce residents that acquired the infection in Grey Bruce however passed away outside of Grey Bruce
 - Local and Provincial data may not align as cases with unconfirmed cause of death are not included above but are included in the Provincial data.
- 324 cases reported in health care workers; reports health care workers living in Grey Bruce and working both in and outside Grey Bruce

Active Outbreaks

- 1 Facility(ies) in COVID-19 outbreak. Reported in [Hospitals](#)
 - Grey Bruce Health Services – Wiarton Site
- 9 Facility(ies) in COVID-19 outbreak. Reported in [Long-Term Care/Retirement Homes](#)
 - Rockwood Terrace Long Term Care – Durham
 - Pinecrest Manor – Lucknow

- Errinrung Nursing Home –Thornbury
- Errinrung Retirement Home - Thornbury
- McVean Lodge – Hanover
- Parkview Manor – Chesley
- Mapleview Long-Term Care Home – Owen Sound
- Lee Manor – Owen Sound – Declared over January 22, 2022
- Grey Gables – Markdale – Declared Over January 22, 2022
- Summit Place – Owen Sound
- Season’s Owen Sound

Vaccine – for detailed information please visit [Website and Dashboard](#)

- 338,732 Total Doses of COVID-19 vaccine administered in Grey and Bruce
- 7,998 Doses given within the past week

Future Vaccination Planning: [Vaccine Schedule](#)

- Appointments are recommended for all, however, walk-ins are available at all public health vaccine clinics.
- All individuals seeking a fourth dose must provide proof of eligibility – official referral/note from your primary care provider, prescription, or prescription bottle.
- See Vaccine Clinics – details at [Vaccine Schedule](#) (Make sure to scroll to the proper page of the schedule)
- [COVID-19 Vaccines \(publichealthgreybruce.on.ca\)](#)
- [Getting Your COVID-19 Vaccine \(publichealthgreybruce.on.ca\)](#)
- [Youth and COVID-19 Vaccines \(publichealthgreybruce.on.ca\)](#)

Actions Taken In the Past 24 Hours:

- GBHU COVID-19 Team continue with case and contact management, reporting, and responding to COVID-19 related calls. Contact tracing exceeds provincial targets with 100% of all cases contacted within 24 hours
- GBHU Team continue to ensure essential public health activities not related to COVID-19

Provincial COVID-19 Data - <https://covid-19.ontario.ca/data>

Media Relations

Media inquiries should be directed to Communications@publichealthgreybruce.on.ca 519-376-9420 or 1-800-263-3456 ext. 3940

Vaccine Data Overview not available on holidays and weekends. Will be updated on Monday January 24, 2022

Resolved and Active Case by Municipality data not available on holidays and weekends. Will be updated Monday January 24, 2022



Situation Report #675 COVID-19

Grey Bruce Health Unit | Incident Management System

January 21, 2022

Current Situation:, [Public Health Measures](#), [COVID-19 Vaccines for Grey Bruce](#), [COVID-19 Vaccine for Ontario](#)

Follow the 3 W's – Wash hands frequently, Watch distance (ideally 6ft), and Wear face covering correctly, and the 2 A's – Avoid Crowds and Arrange for outdoor activities instead of indoors whenever possible.

Hockey Hub Vaccine Clinics End Soon – BOOK YOUR APPOINTMENT NOW! –

[SEE THE SCHEDULE](#)

STAY HOME IF SICK

Case counts and vaccine data is taken from GBHU Epidemiological Reports as of 23:59 hrs, January 20, 2022:

All data is preliminary and subject to change. Future situation reports will be updated accordingly.

- 35 new cases reported in past 24 hours in Grey Bruce:
 - Please note – New cases reported are not an accurate representation of caseloads in the community due to recent [changes in testing in Ontario](#).
 - New cases only represent [those that are eligible to be tested](#).
 - Please Practice safely to [prevent COVID-19](#) at all times
- 5179 Confirmed Cases
- 247 active cases
- 4899 resolved cases
- 12 confirmed local active cases hospitalized in Grey Bruce due to COVID-19
 - 2 confirmed cases from Grey Bruce are hospitalized outside of Grey Bruce due to COVID-19 (These numbers are reported to Public Health by Grey-Bruce Hospitals on confirmed COVID-19 cases admitted for treatment attributed to COVID-19 infection)
- 20 deaths in Grey Bruce
 - +1 death related to a Grey Bruce resident that acquired the infection and was treated outside of Grey Bruce
 - +7 deaths related to Grey Bruce residents that acquired the infection in Grey Bruce however passed away outside of Grey Bruce
 - Local and Provincial data may not align as cases with unconfirmed cause of death are not included above but are included in the Provincial data.
- 316 cases reported in health care workers; reports health care workers living in Grey Bruce and working both in and outside Grey Bruce

Active Outbreaks

- 1 Facility(ies) in COVID-19 outbreak. Reported in [Hospitals](#)

- Grey Bruce Health Services – Wiarton Site
- 11 Facility(ies) in COVID-19 outbreak. Reported in [Long-Term Care/Retirement Homes](#)
 - Rockwood Terrace Long Term Care – Durham
 - Pinecrest Manor – Lucknow
 - Errinrung Nursing Home –Thornbury
 - Errinrung Retirement Home - Thornbury
 - McVean Lodge – Hanover
 - ~~R Villa Retirement Living – Ripley – Declared over Jan 20, 2022~~
 - Parkview Manor – Chesley
 - Mapleview Long-Term Care Home – Owen Sound
 - Lee Manor – Owen Sound
 - Grey Gables – Markdale
 - ~~Maple Court Villa – Walkerton – Declared over Jan 20, 2022~~
 - Summit Place – Owen Sound
 - Season’s Owen Sound

Vaccine – for detailed information please visit [Website and Dashboard](#)

- 338,732 Total Doses of COVID-19 vaccine administered in Grey and Bruce
- 7,998 Doses given within the past week

Future Vaccination Planning: [Vaccine Schedule](#)

- Appointments are recommended for all, however, walk-ins are available at all public health vaccine clinics.
- All individuals seeking a fourth dose must provide proof of eligibility – official referral/note from your primary care provider, prescription, or prescription bottle.
- **Hockey Hubs end January 21, 2022 – [Book Now!](#)**
- See Vaccine Clinics – details at [Vaccine Schedule](#) (Make sure to scroll to the proper page of the schedule)
- [COVID-19 Vaccines \(publichealthgreybruce.on.ca\)](#)
- [Getting Your COVID-19 Vaccine \(publichealthgreybruce.on.ca\)](#)
- [Youth and COVID-19 Vaccines \(publichealthgreybruce.on.ca\)](#)

Actions Taken In the Past 24 Hours:

- GBHU COVID-19 Team continue with case and contact management, reporting, and responding to COVID-19 related calls. Contact tracing exceeds provincial targets with 100% of all cases contacted within 24 hours
- GBHU Team continue to ensure essential public health activities not related to COVID-19

Provincial COVID-19 Data - <https://covid-19.ontario.ca/data>

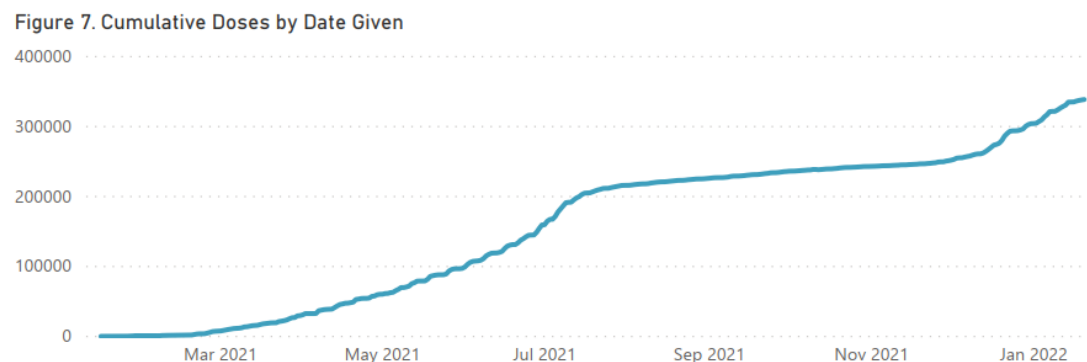
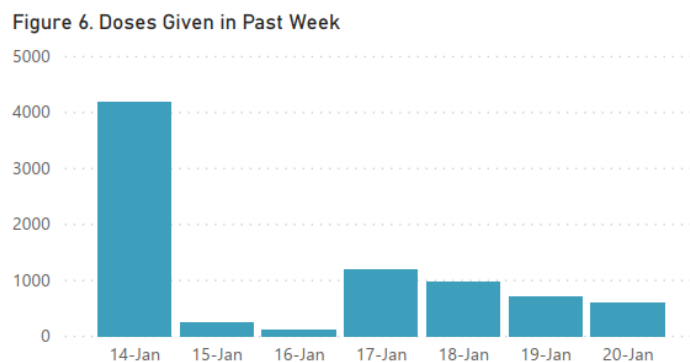
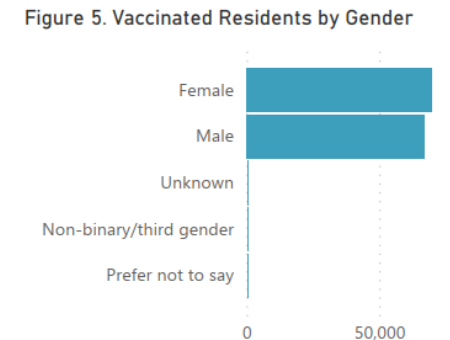
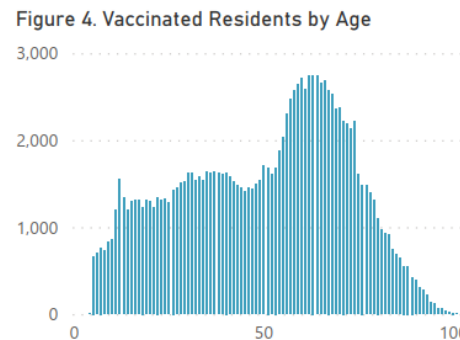
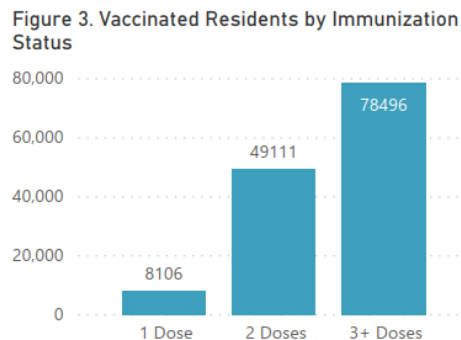
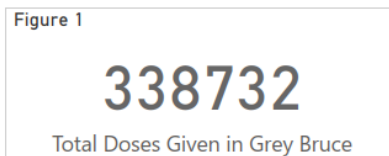
Media Relations

Media inquiries should be directed to Communications@publichealthgreybruce.on.ca 519-376-9420 or 1-800-263-3456 ext. 3940

VACCINE DATA OVERVIEW



GREY BRUCE COVID-19 VACCINATION OVERVIEW



Data notes: Figures 1, 2, 6, and 7 represent COVID-19 vaccines administered in the Grey Bruce Health Region, both by the Grey Bruce Health Unit and participating partner organizations. These figures include all doses administered in Grey Bruce, regardless of whether they were given to Grey Bruce residents. These include first, second and any subsequent doses, and do not represent a unique count of individuals.

Figures 3, 4, and 5 represent residents of Grey Bruce, who have received one or more doses of a COVID-19 vaccine, regardless of where the vaccine was received

Data source: data extracted from COVax-ON via IntelliHEALTH.

Data last refreshed January 21, 2022. Data are refreshed daily on weekdays and are current up to 11:59 PM on the previous day.

GREY BRUCE COVID-19 VACCINATION COVERAGE



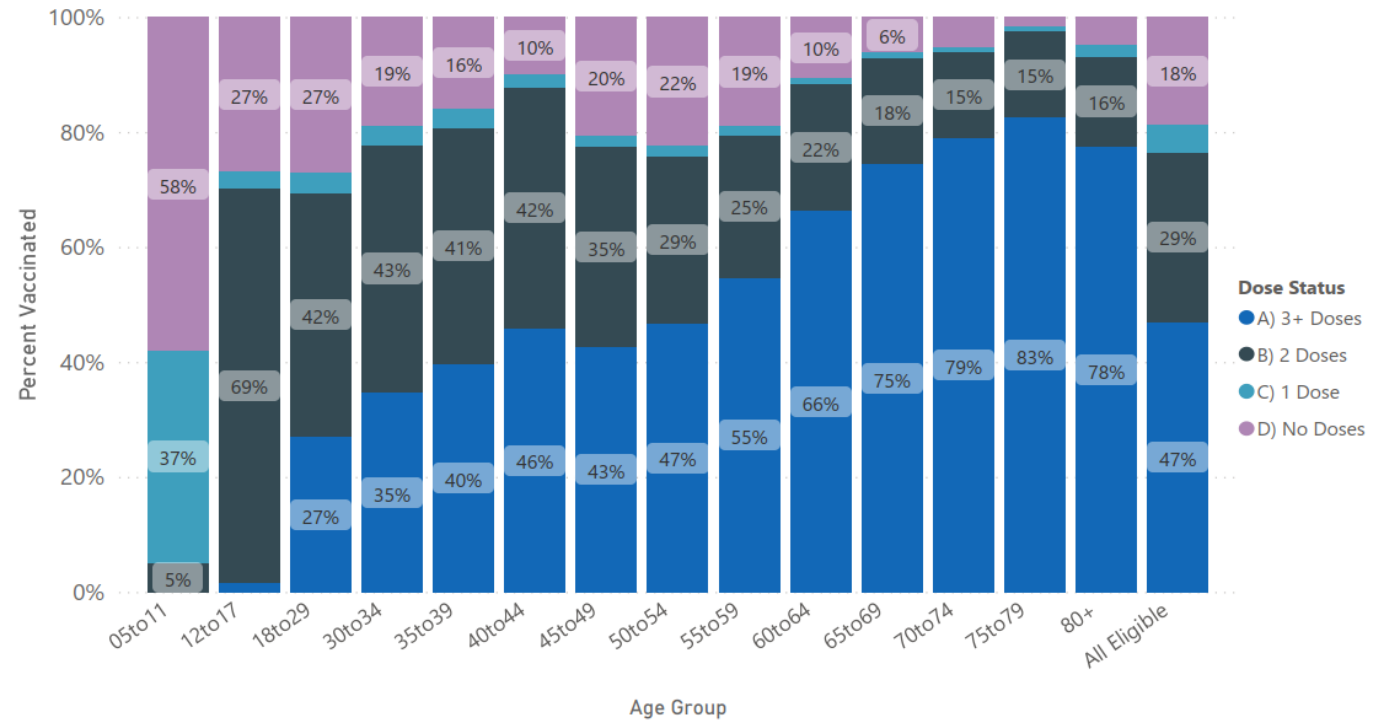
% Eligible Population (5+) with At Least 1 Dose
81.5%

% Eligible Population (5+) with At Least 2 Doses
76.7%

% Total Population with At Least 1 Dose
77.3%

% Total Population with At Least 2 Doses
72.7%

Vaccine Coverage by Age Group and Number of Doses Received

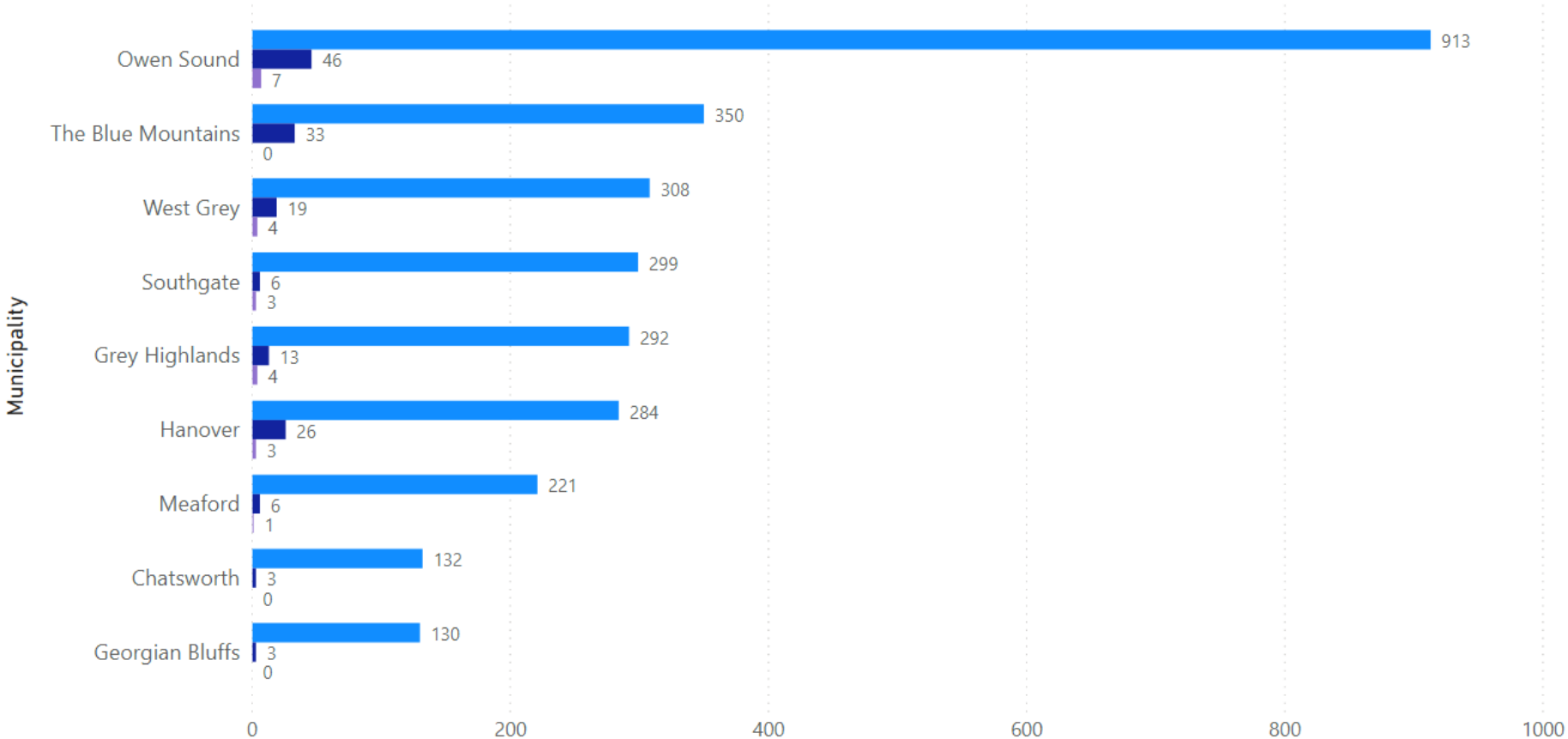


Data notes: Population coverage estimates represent residents of Grey Bruce who have received one or more doses of a COVID-19 vaccine, regardless of where the vaccine was received.
 Data source: Number of vaccinated clients extracted from COVax-ON via IntelliHEALTH. Population estimates: Statistics Canada for 2020, Ontario Ministry of Finance Population Projections by Census Division.
 Note that labels in the figure 'Vaccine Coverage by Age Group and Number of Doses Received' may not be visible if the percentage is small.
 Data last refreshed January 21, 2022. Data are refreshed daily on weekdays and are current up to 11:59 PM on the previous day.

Resolved and Active Cases by Municipality

Grey County

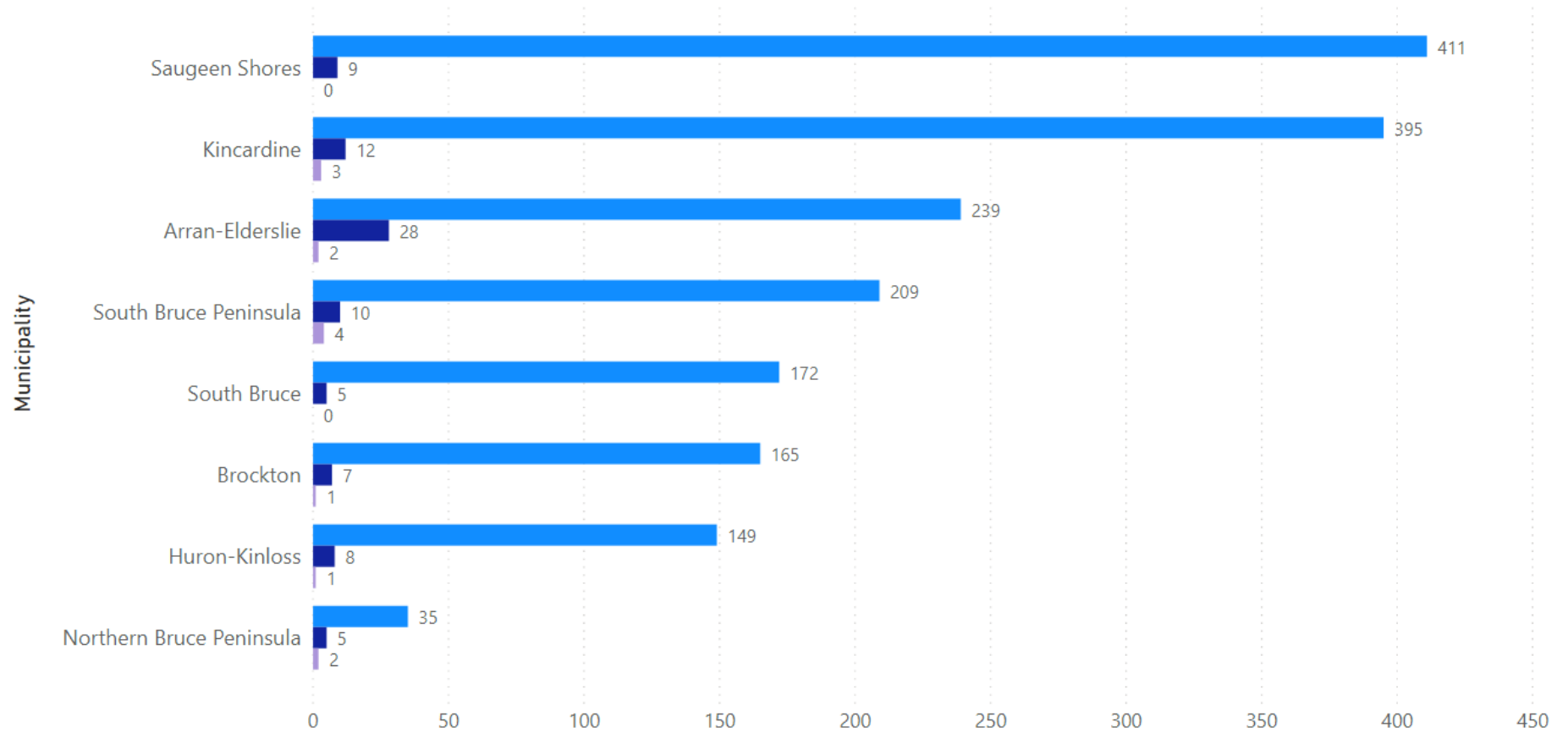
● Resolved Count ● Active Count ● New



Resolved and Active Cases by Municipality

Bruce County

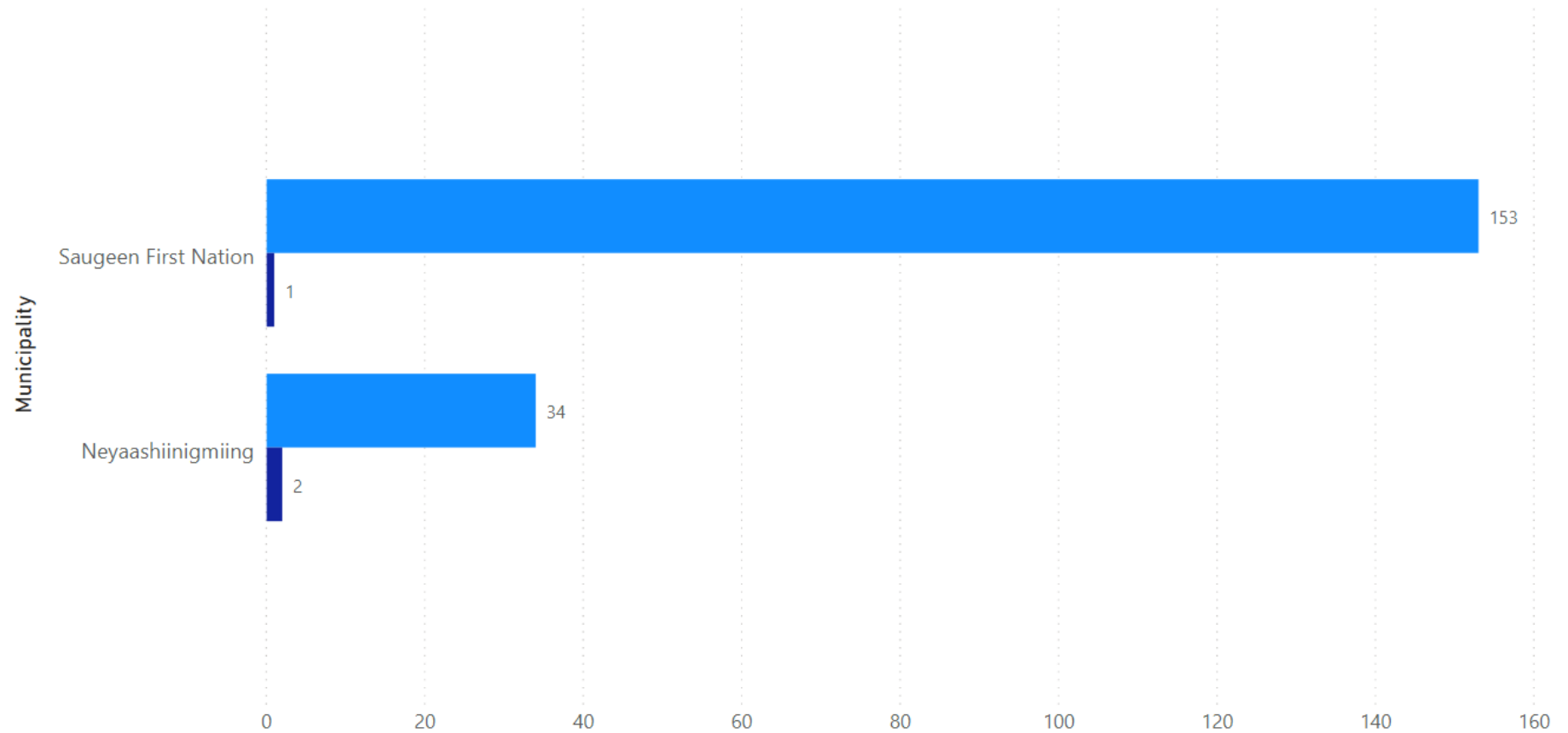
● Resolved Count ● Active Count ● New



Resolved and Active Cases by Municipality

First Nation Communities

● Resolved Count ● Active Count



Situation Report #674 COVID-19

Grey Bruce Health Unit | Incident Management System

January 20, 2022

Current Situation: [Public Health Measures](#), [COVID-19 Vaccines for Grey Bruce](#), [COVID-19 Vaccine for Ontario](#)

Follow the 3 W's – Wash hands frequently, Watch distance (ideally 6ft), and Wear face covering correctly, and the 2 A's – Avoid Crowds and Arrange for outdoor activities instead of indoors whenever possible.

Hockey Hub Vaccine Clinics End Soon – BOOK YOUR APPOINTMENT NOW! –

SEE THE SCHEDULE

STAY HOME IF SICK

Case counts and vaccine data is taken from GBHU Epidemiological Reports as of 23:59 hrs, January 19, 2022:

All data is preliminary and subject to change. Future situation reports will be updated accordingly.

- 39 new cases reported in past 24 hours in Grey Bruce:
 - Please note – New cases reported are not an accurate representation of caseloads in the community due to recent [changes in testing in Ontario](#).
 - New cases only represent [those that are eligible to be tested](#).
 - Please Practice safely to [prevent COVID-19](#) at all times
- 5136 Confirmed Cases
- 248 active cases
- 4855 resolved cases
- 12 confirmed local active cases hospitalized in Grey Bruce due to COVID-19
 - 3 confirmed cases from Grey Bruce are hospitalized outside of Grey Bruce due to COVID-19 (These numbers are reported to Public Health by Grey-Bruce Hospitals on confirmed COVID-19 cases admitted for treatment attributed to COVID-19 infection)
- 20 deaths in Grey Bruce
 - +1 death related to a Grey Bruce resident that acquired the infection and was treated outside of Grey Bruce
 - +7 deaths related to Grey Bruce residents that acquired the infection in Grey Bruce however passed away outside of Grey Bruce
 - Local and Provincial data may not align as cases with unconfirmed cause of death are not included above but are included in the Provincial data.
- 301 cases reported in health care workers; reports health care workers living in Grey Bruce and working both in and outside Grey Bruce

Active Outbreaks

- 1 Facility(ies) in COVID-19 outbreak. Reported in [Hospitals](#)
 - Grey Bruce Health Services – Warton Site
- 12 Facility(ies) in COVID-19 outbreak. Reported in [Long-Term Care/Retirement Homes](#)
 - Rockwood Terrace Long Term Care – Durham
 - Pinecrest Manor – Lucknow
 - Errinrunc Retirement & Nursing Home –Thornbury
 - McVean Lodge – Hanover

- R-Villa Retirement Living – Ripley
- Parkview Manor – Chesley
- Maplevue Long-Term Care Home – Owen Sound
- Lee Manor – Owen Sound
- Grey Gables – Markdale
- Maple Court Villa – Walkerton
- Summit Place – Owen Sound
- Season’s Owen Sound

Vaccine – for detailed information please visit [Website and Dashboard](#)

- 337,927 Total Doses of COVID-19 vaccine administered in Grey and Bruce
- 9,161 Doses given within the past week

Future Vaccination Planning: [Vaccine Schedule](#)

- Appointments are recommended for all, however, walk-ins are available at all public health vaccine clinics.
- All individuals seeking a fourth dose must provide proof of eligibility – official referral/note from your primary care provider, prescription, or prescription bottle.
- **Hockey Hubs end January 21, 2022 – [Book Now!](#)**
- See Vaccine Clinics – details at [Vaccine Schedule](#) (Make sure to scroll to the proper page of the schedule)
- [COVID-19 Vaccines \(publichealthgreybruce.on.ca\)](#)
- [Getting Your COVID-19 Vaccine \(publichealthgreybruce.on.ca\)](#)
- [Youth and COVID-19 Vaccines \(publichealthgreybruce.on.ca\)](#)

Actions Taken In the Past 24 Hours:

- GBHU COVID-19 Team continue with case and contact management, reporting, and responding to COVID-19 related calls. Contact tracing exceeds provincial targets with 100% of all cases contacted within 24 hours
- GBHU Team continue to ensure essential public health activities not related to COVID-19

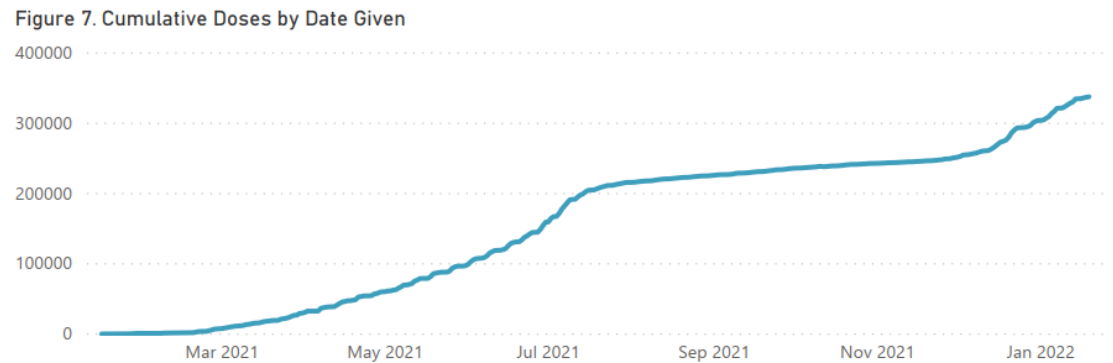
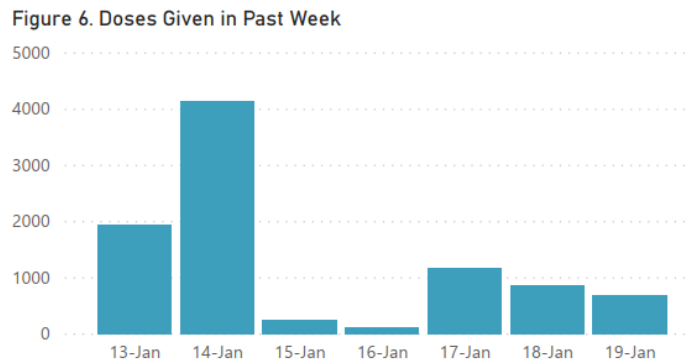
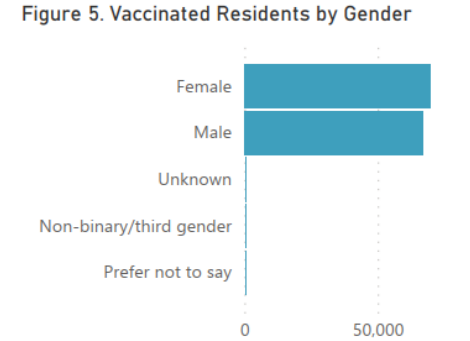
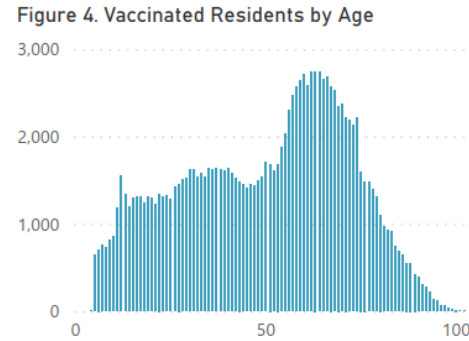
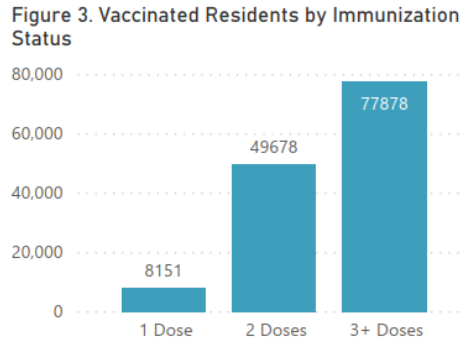
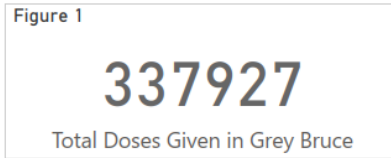
Provincial COVID-19 Data - <https://covid-19.ontario.ca/data>

Media Relations

Media inquiries should be directed to Communications@publichealthgreybruce.on.ca 519-376-9420 or 1-800-263-3456 ext. 3940

[VACCINE DATA OVERVIEW](#)

GREY BRUCE COVID-19 VACCINATION OVERVIEW



Data notes: Figures 1, 2, 6, and 7 represent COVID-19 vaccines administered in the Grey Bruce Health Region, both by the Grey Bruce Health Unit and participating partner organizations. These figures include all doses administered in Grey Bruce, regardless of whether they were given to Grey Bruce residents. These include first, second and any subsequent doses, and do not represent a unique count of individuals. Figures 3, 4, and 5 represent residents of Grey Bruce, who have received one or more doses of a COVID-19 vaccine, regardless of where the vaccine was received

Data source: data extracted from COVax-ON via IntelliHEALTH.

Data last refreshed January 20, 2022. Data are refreshed daily on weekdays and are current up to 11:59 PM on the previous day.

GREY BRUCE COVID-19 VACCINATION COVERAGE



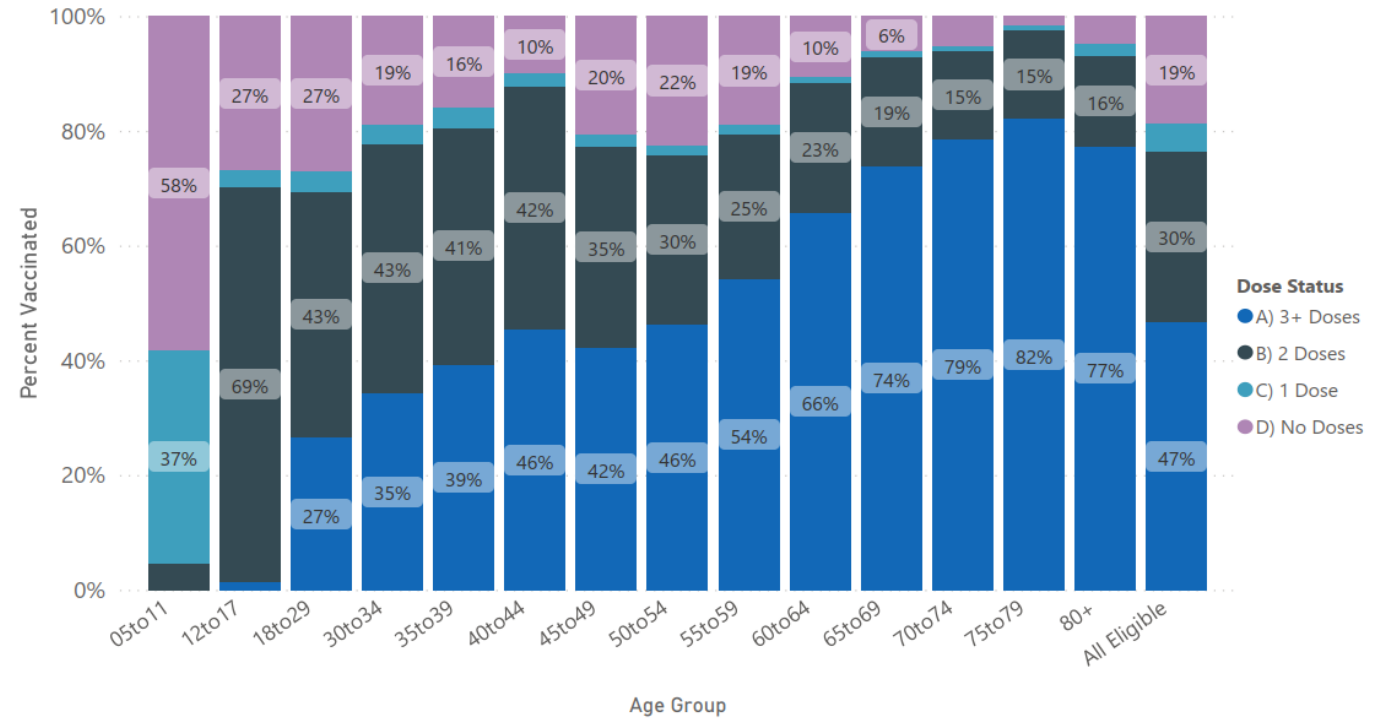
% Eligible Population (5+) with At Least 1 Dose
81.5%

% Eligible Population (5+) with At Least 2 Doses
76.6%

% Total Population with At Least 1 Dose
77.3%

% Total Population with At Least 2 Doses
72.7%

Vaccine Coverage by Age Group and Number of Doses Received

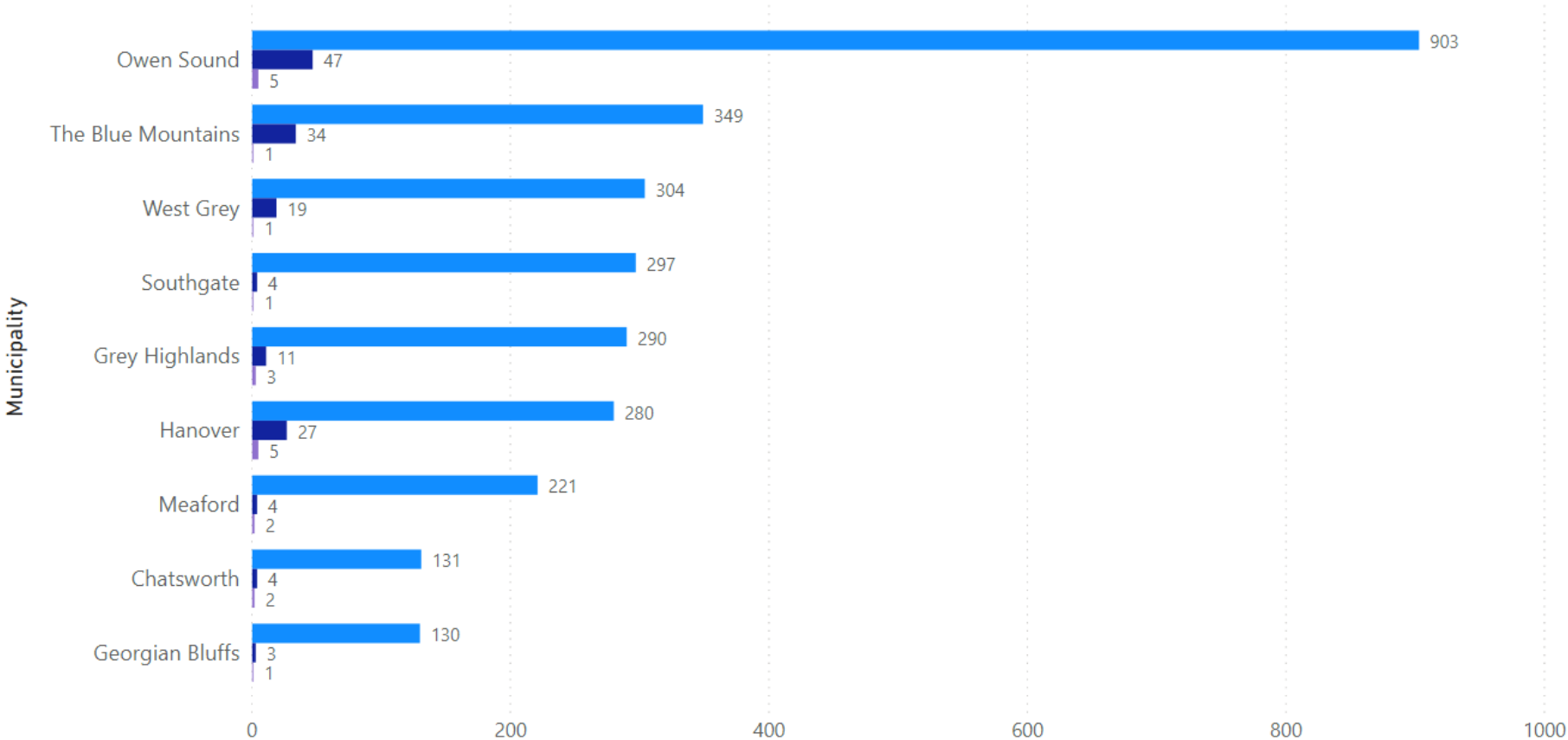


Data notes: Population coverage estimates represent residents of Grey Bruce who have received one or more doses of a COVID-19 vaccine, regardless of where the vaccine was received.
 Data source: Number of vaccinated clients extracted from COVax-ON via IntelliHEALTH. Population estimates: Statistics Canada for 2020, Ontario Ministry of Finance Population Projections by Census Division.
 Note that labels in the figure 'Vaccine Coverage by Age Group and Number of Doses Received' may not be visible if the percentage is small.
 Data last refreshed January 20, 2022. Data are refreshed daily on weekdays and are current up to 11:59 PM on the previous day.

Resolved and Active Cases by Municipality

Grey County

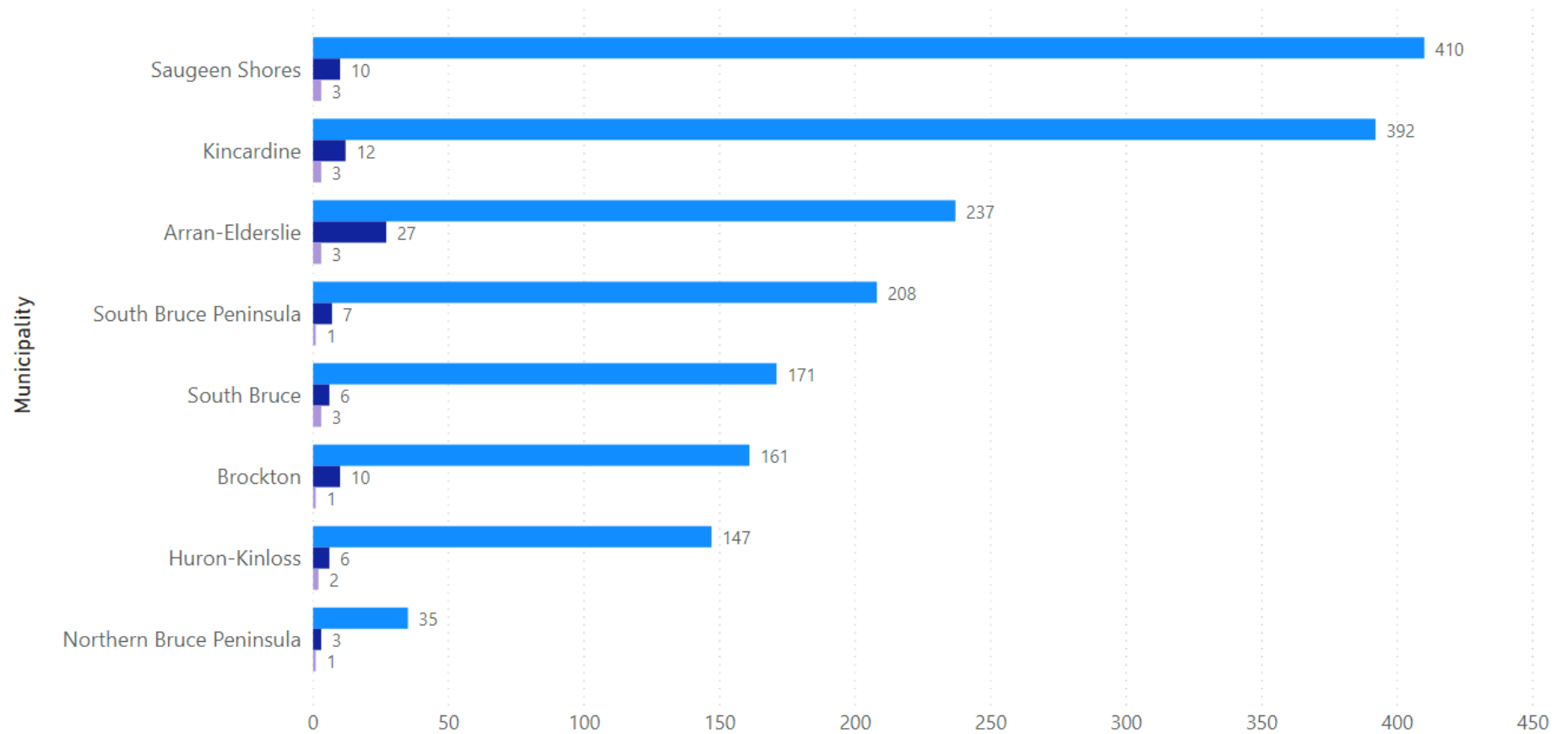
● Resolved Count ● Active Count ● New



Resolved and Active Cases by Municipality

Bruce County

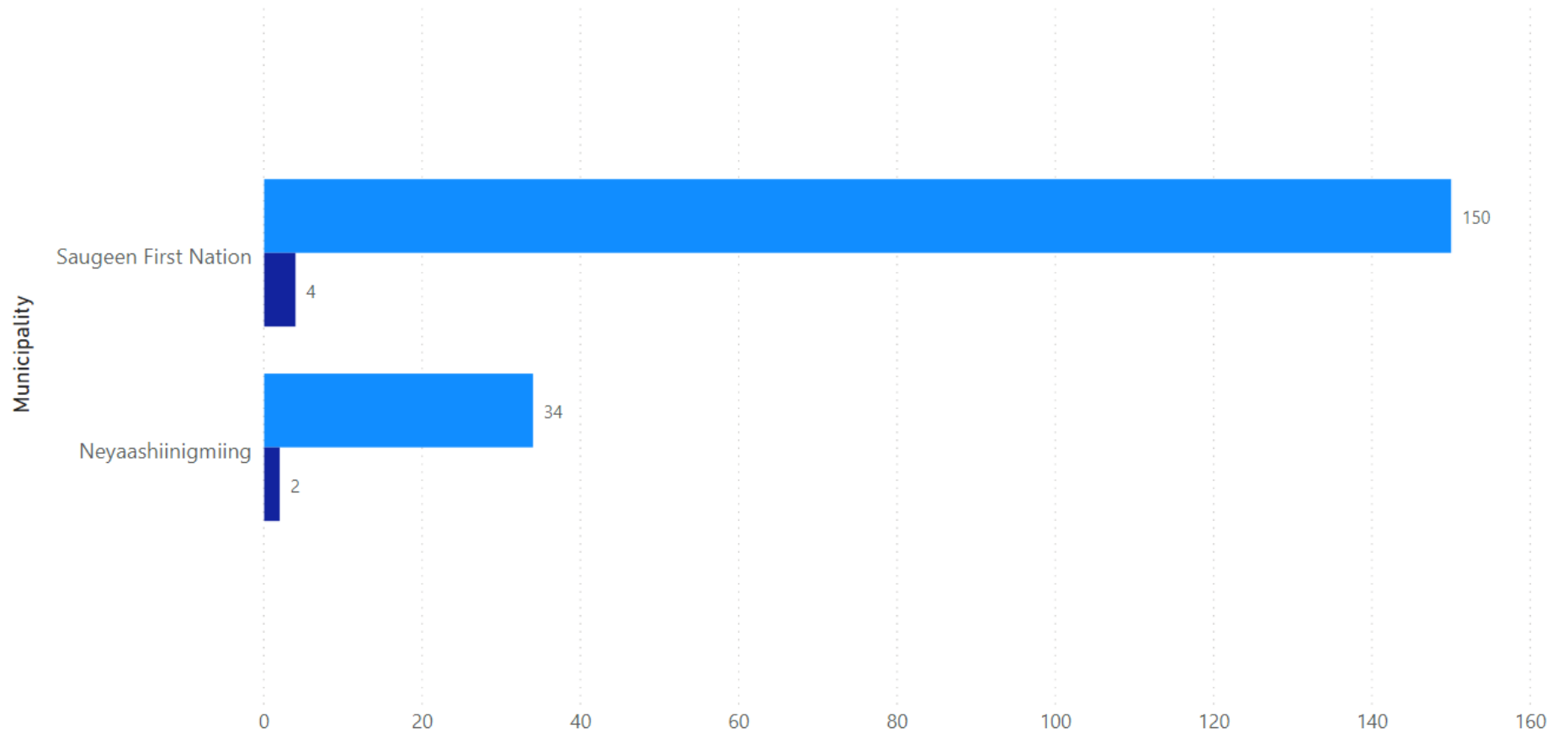
● Resolved Count ● Active Count ● New



Resolved and Active Cases by Municipality

First Nation Communities

● Resolved Count ● Active Count





Situation Report #673 COVID-19

Grey Bruce Health Unit | Incident Management System

January 19, 2022

Current Situation:, [Public Health Measures](#), [COVID-19 Vaccines for Grey Bruce](#), [COVID-19 Vaccine for Ontario](#)

Follow the 3 W's – Wash hands frequently, Watch distance (ideally 6ft), and Wear face covering correctly, and the 2 A's – Avoid Crowds and Arrange for outdoor activities instead of indoors whenever possible.

Hockey Hub Vaccine Clinics End Soon – BOOK YOUR APPOINTMENT NOW! –

[SEE THE SCHEDULE](#)

STAY HOME IF SICK

Case counts and vaccine data is taken from GBHU Epidemiological Reports as of 23:59 hrs, January 18, 2022:

All data is preliminary and subject to change. Future situation reports will be updated accordingly.

- 35 new cases reported in past 24 hours in Grey Bruce:
 - Please note – New cases reported are not an accurate representation of caseloads in the community due to recent [changes in testing in Ontario](#).
 - New cases only represent [those that are eligible to be tested](#).
 - Please Practice safely to [prevent COVID-19](#) at all times
- 5082 Confirmed Cases
- 233 active cases
- 4816 resolved cases
- 12 confirmed local active cases hospitalized in Grey Bruce due to COVID-19
 - 3 confirmed cases from Grey Bruce are hospitalized outside of Grey Bruce due to COVID-19 (These numbers are reported to Public Health by Grey-Bruce Hospitals on confirmed COVID-19 cases admitted for treatment attributed to COVID-19 infection)
- 20 deaths in Grey Bruce
 - +1 death related to a Grey Bruce resident that acquired the infection and was treated outside of Grey Bruce
 - +7 deaths related to Grey Bruce residents that acquired the infection in Grey Bruce however passed away outside of Grey Bruce
 - Local and Provincial data may not align as cases with unconfirmed cause of death are not included above but are included in the Provincial data.
- 286 cases reported in health care workers; reports health care workers living in Grey Bruce and working both in and outside Grey Bruce

Active Outbreaks

- 0 Facility(ies) in COVID-19 outbreak. Reported in [Hospitals](#)

- 11 Facility(ies) in COVID-19 outbreak. Reported in [Long-Term Care/Retirement Homes](#)
 - Rockwood Terrace Long Term Care – Durham
 - Pinecrest Manor – Lucknow
 - Errinrung Retirement & Nursing Home –Thornbury
 - McVean Lodge – Hanover
 - R-Villa Retirement Living – Ripley
 - Parkview Manor – Chesley
 - Mapleview Long-Term Care Home – Owen Sound
 - Lee Manor – Owen Sound
 - Grey Gables – Markdale
 - Maple Court Villa – Walkerton
 - Summit Place – Owen Sound

Vaccine – for detailed information please visit [Website and Dashboard](#)

- 336,918 Total Doses of COVID-19 vaccine administered in Grey and Bruce
- 10,441 Doses given within the past week

Future Vaccination Planning: [Vaccine Schedule](#)

- Appointments are recommended for all, however, walk-ins are available at all public health vaccine clinics.
- All individuals seeking a fourth dose must provide proof of eligibility – official referral/note from your primary care provider, prescription, or prescription bottle.
- **Hockey Hubs end January 21, 2022 – [Book Now!](#)**
- See Vaccine Clinics – details at [Vaccine Schedule](#) (Make sure to scroll to the proper page of the schedule)
- [COVID-19 Vaccines \(publichealthgreybruce.on.ca\)](#)
- [Getting Your COVID-19 Vaccine \(publichealthgreybruce.on.ca\)](#)
- [Youth and COVID-19 Vaccines \(publichealthgreybruce.on.ca\)](#)

Actions Taken In the Past 24 Hours:

- GBHU COVID-19 Team continue with case and contact management, reporting, and responding to COVID-19 related calls. Contact tracing exceeds provincial targets with 100% of all cases contacted within 24 hours
- GBHU Team continue to ensure essential public health activities not related to COVID-19

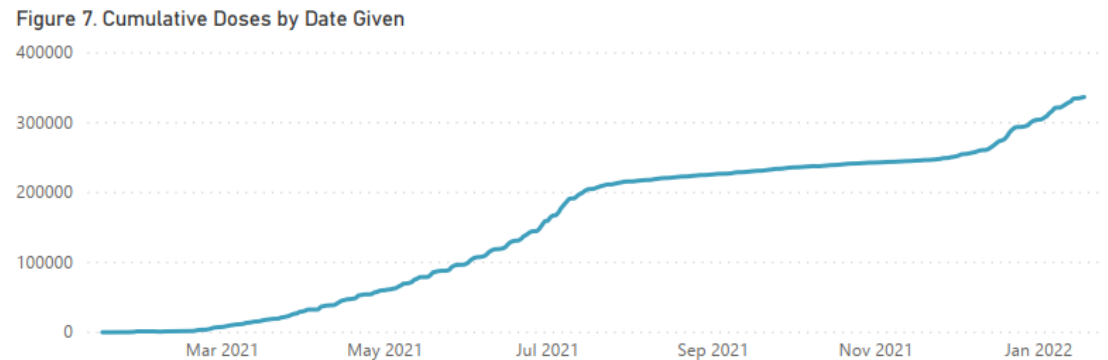
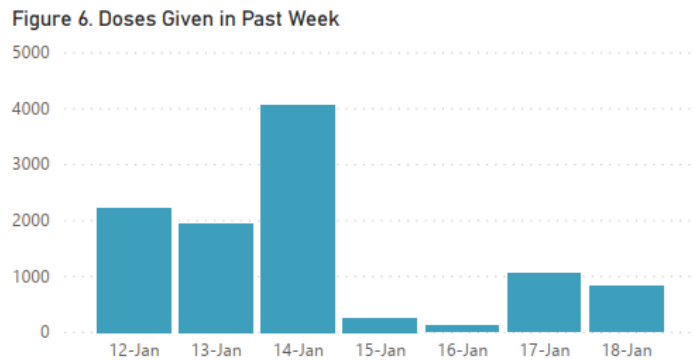
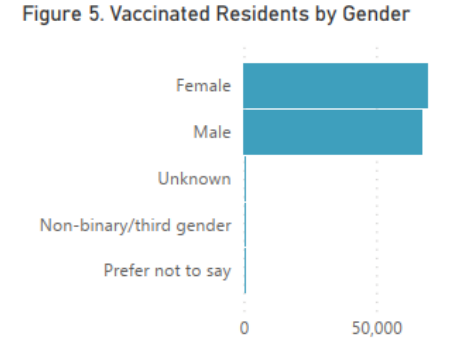
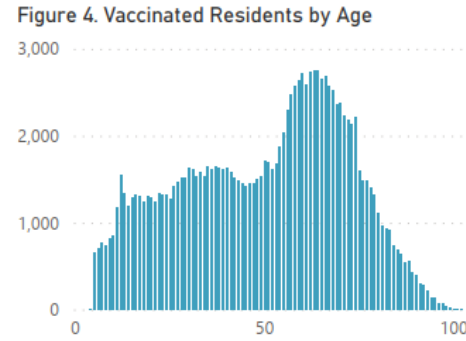
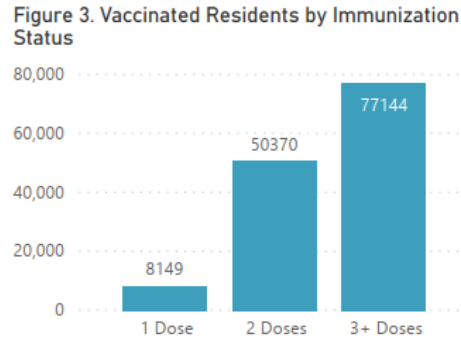
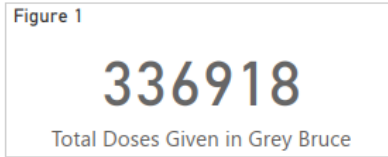
Provincial COVID-19 Data - <https://covid-19.ontario.ca/data>

Media Relations

Media inquiries should be directed to Communications@publichealthgreybruce.on.ca 519-376-9420 or 1-800-263-3456 ext. 3940

[VACCINE DATA OVERVIEW](#)

GREY BRUCE COVID-19 VACCINATION OVERVIEW



Data notes: Figures 1, 2, 6, and 7 represent COVID-19 vaccines administered in the Grey Bruce Health Region, both by the Grey Bruce Health Unit and participating partner organizations. These figures include all doses administered in Grey Bruce, regardless of whether they were given to Grey Bruce residents. These include first, second and any subsequent doses, and do not represent a unique count of individuals. Figures 3, 4, and 5 represent residents of Grey Bruce, who have received one or more doses of a COVID-19 vaccine, regardless of where the vaccine was received

Data source: data extracted from COVax-ON via IntelliHEALTH.

Data last refreshed January 19, 2022. Data are refreshed daily on weekdays and are current up to 11:59 PM on the previous day.

GREY BRUCE COVID-19 VACCINATION COVERAGE



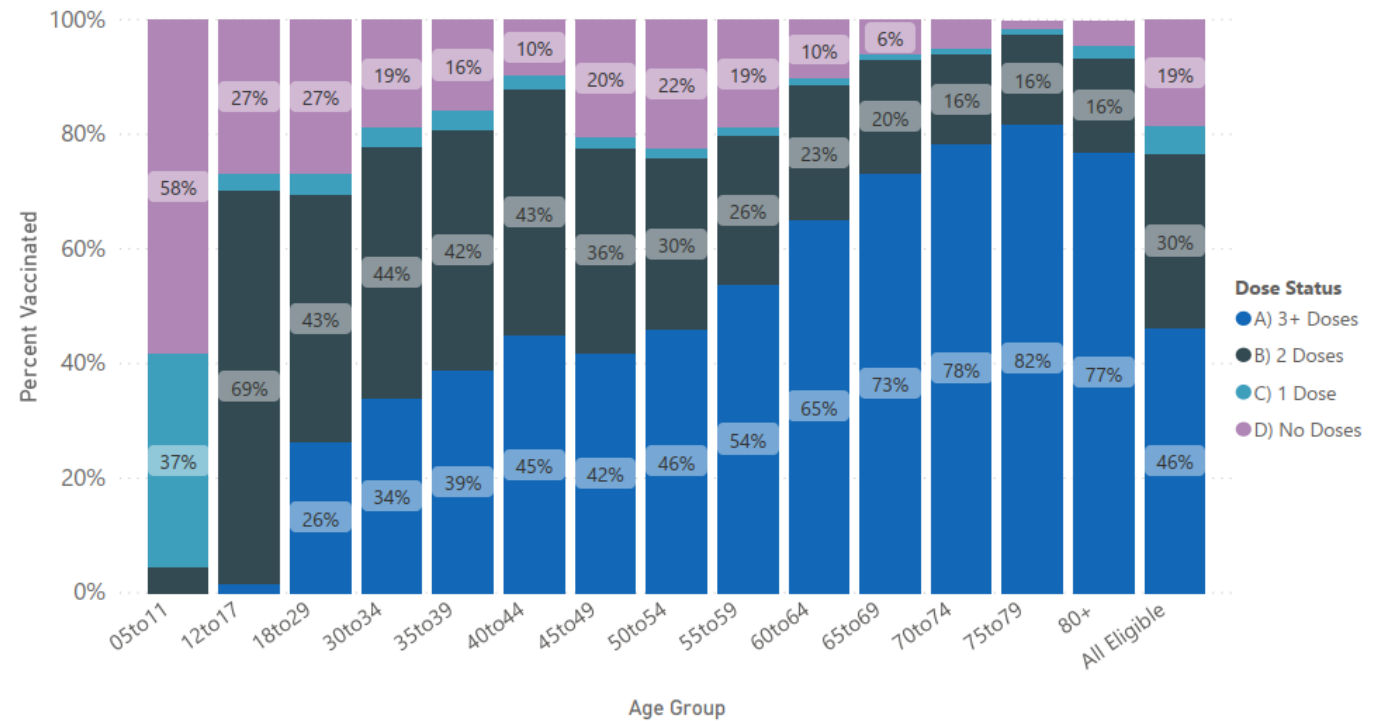
% Eligible Population (5+) with At Least 1 Dose
81.5%

% Eligible Population (5+) with At Least 2 Doses
76.6%

% Total Population with At Least 1 Dose
77.3%

% Total Population with At Least 2 Doses
72.6%

Vaccine Coverage by Age Group and Number of Doses Received

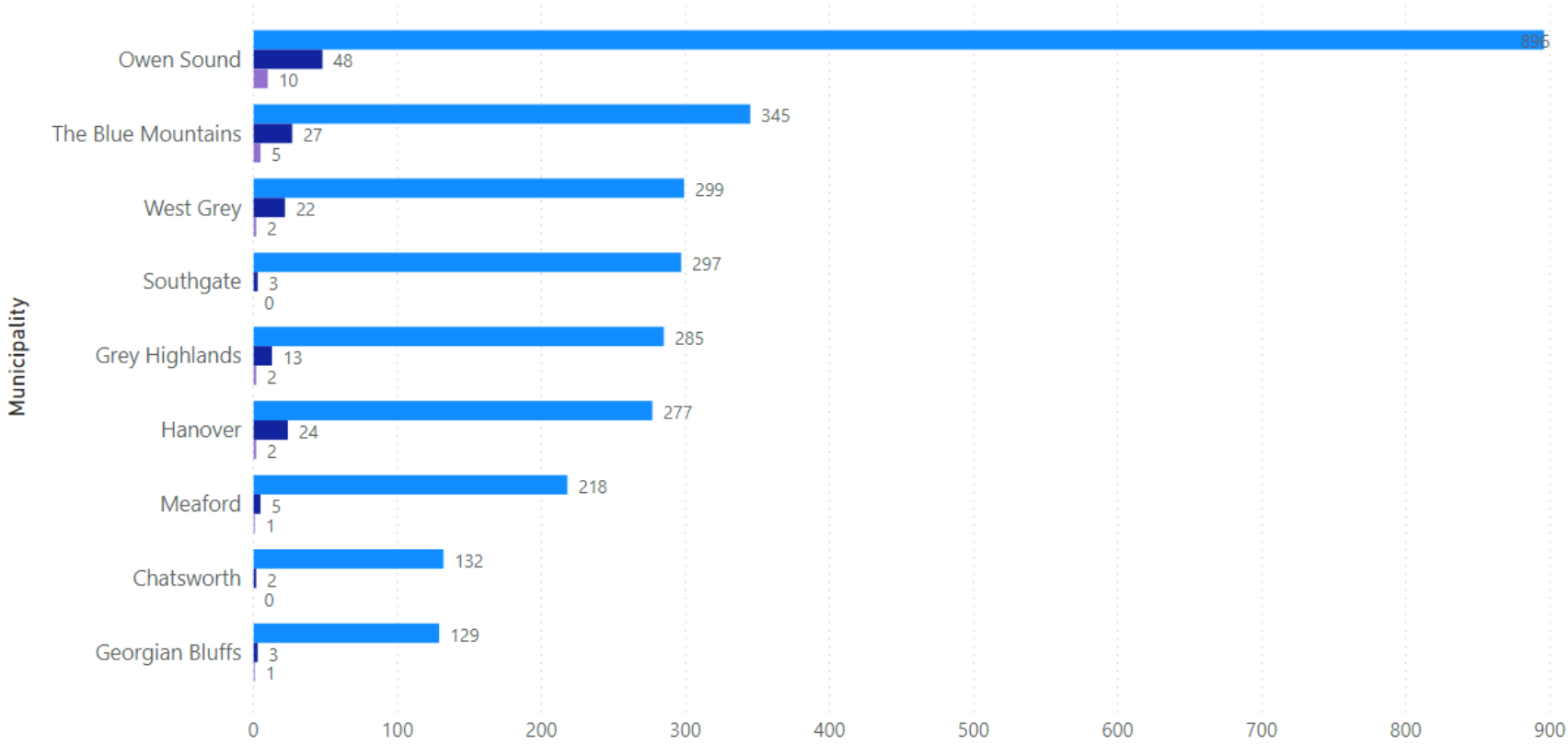


Data notes: Population coverage estimates represent residents of Grey Bruce who have received one or more doses of a COVID-19 vaccine, regardless of where the vaccine was received.
 Data source: Number of vaccinated clients extracted from COVax-ON via IntelliHEALTH. Population estimates: Statistics Canada for 2020, Ontario Ministry of Finance Population Projections by Census Division.
 Note that labels in the figure 'Vaccine Coverage by Age Group and Number of Doses Received' may not be visible if the percentage is small.
 Data last refreshed January 19, 2022. Data are refreshed daily on weekdays and are current up to 11:59 PM on the previous day.

Resolved and Active Cases by Municipality

Grey County

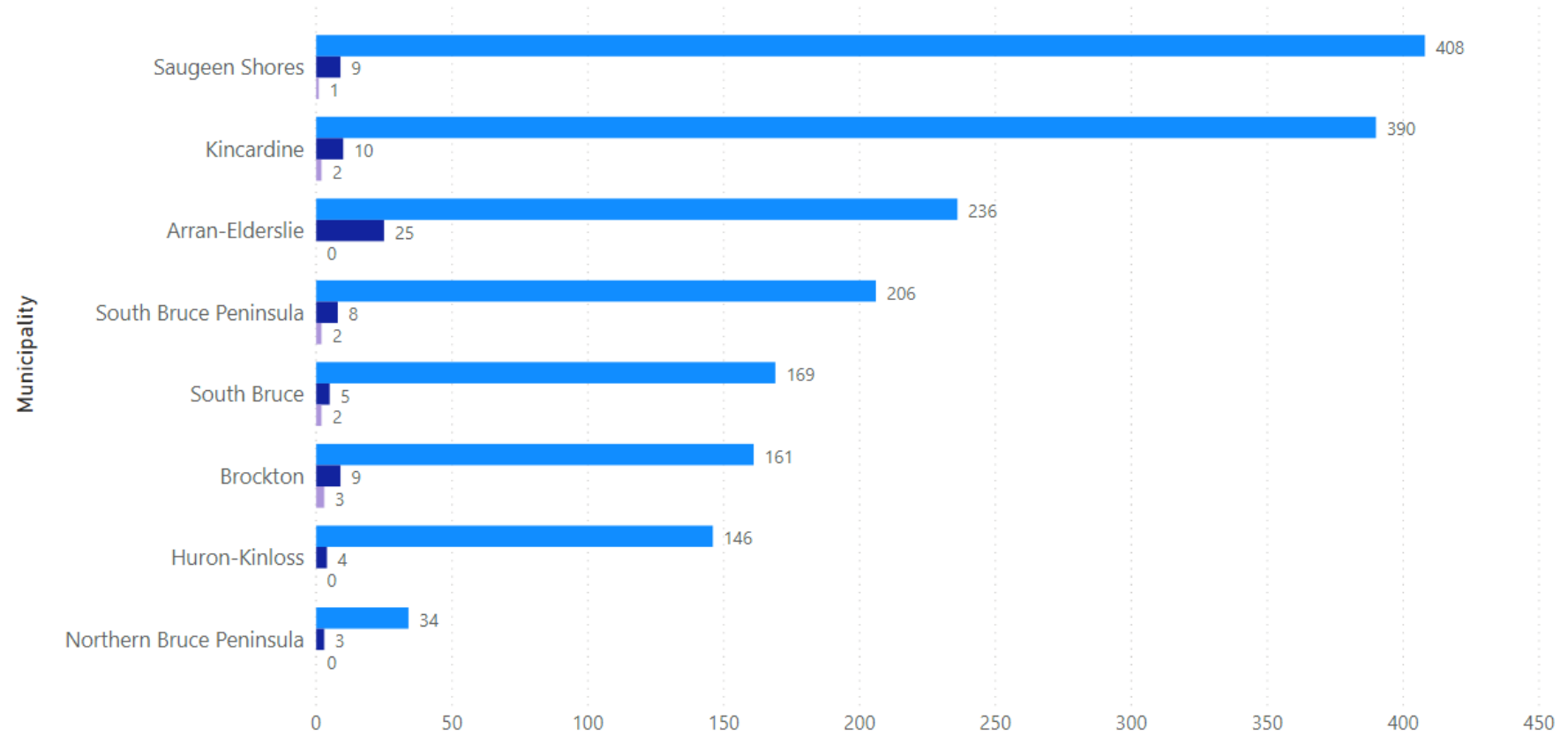
● Resolved Count ● Active Count ● New



Resolved and Active Cases by Municipality

Bruce County

● Resolved Count ● Active Count ● New

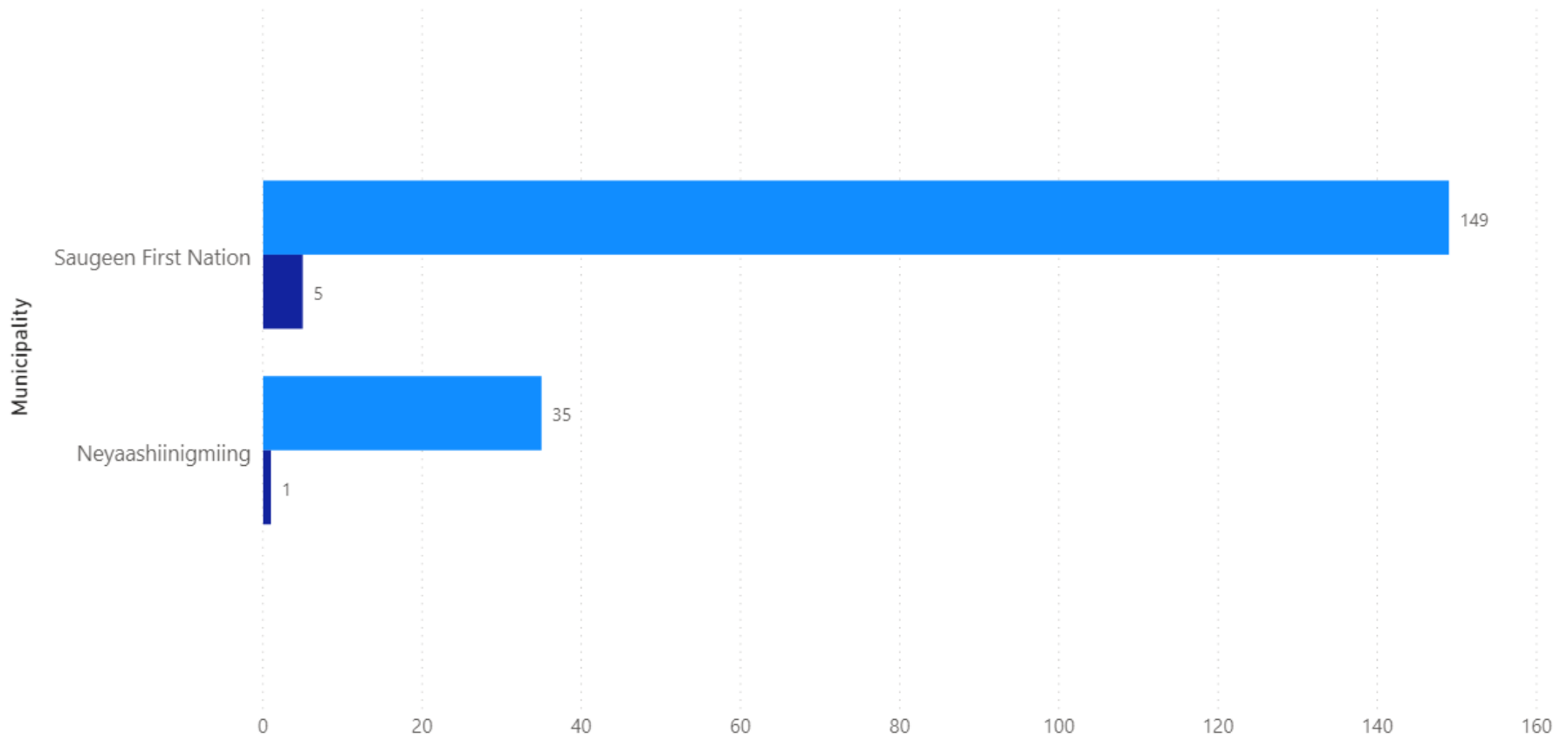


Resolved and Active Cases by Municipality

First Nation Communities

...

● Resolved Count ● Active Count





Situation Report #672 COVID-19

Grey Bruce Health Unit | Incident Management System

January 18, 2022

Current Situation:, [Public Health Measures](#), [COVID-19 Vaccines for Grey Bruce](#), [COVID-19 Vaccine for Ontario](#)

Follow the 3 W's – Wash hands frequently, Watch distance (ideally 6ft), and Wear face covering correctly, and the 2 A's – Avoid Crowds and Arrange for outdoor activities instead of indoors whenever possible.

Hockey Hub Vaccine Clinics End Soon – BOOK YOUR APPOINTMENT NOW! –

[SEE THE SCHEDULE](#)

STAY HOME IF SICK

Case counts and vaccine data is taken from GBHU Epidemiological Reports as of 23:59 hrs, January 17, 2022:

All data is preliminary and subject to change. Future situation reports will be updated accordingly.

- 33 new cases reported in past 24 hours in Grey Bruce:
 - Please note – New cases reported are not an accurate representation of caseloads in the community due to recent [changes in testing in Ontario](#).
 - New cases only represent [those that are eligible to be tested](#).
 - Please Practice safely to [prevent COVID-19](#) at all times
- 5049 Confirmed Cases
- 260 active cases
- 4757 resolved cases
- 15 confirmed local active cases hospitalized in Grey Bruce due to COVID-19
 - 2 confirmed cases from Grey Bruce are hospitalized outside of Grey Bruce due to COVID-19 (These numbers are reported to Public Health by Grey-Bruce Hospitals on confirmed COVID-19 cases admitted for treatment attributed to COVID-19 infection)
- 19 deaths in Grey Bruce
 - +1 death related to a Grey Bruce resident that acquired the infection and was treated outside of Grey Bruce
 - +7 deaths related to Grey Bruce residents that acquired the infection in Grey Bruce however passed away outside of Grey Bruce
 - Local and Provincial data may not align as cases with unconfirmed cause of death are not included above but are included in the Provincial data.
- 282 cases reported in health care workers; reports health care workers living in Grey Bruce and working both in and outside Grey Bruce

Active Outbreaks

- 0 Facility(ies) in COVID-19 outbreak. Reported in [Hospitals](#)

- 11 Facility(ies) in COVID-19 outbreak. Reported in [Long-Term Care/Retirement Homes](#)
 - Rockwood Terrace Long Term Care – Durham
 - Pinecrest Manor – Lucknow
 - Errinrung Retirement & Nursing Home –Thornbury
 - McVean Lodge – Hanover
 - R-Villa Retirement Living – Ripley
 - Parkview Manor – Chesley
 - Mapleview Long-Term Care Home – Owen Sound
 - Lee Manor – Owen Sound
 - Grey Gables – Markdale
 - Maple Court Villa – Walkerton
 - Summit Place – Owen Sound

Vaccine – for detailed information please visit [Website and Dashboard](#)

- 335,811 Total Doses of COVID-19 vaccine administered in Grey and Bruce
- 12,048 Doses given within the past week

Future Vaccination Planning: [Vaccine Schedule](#)

- Appointments are recommended for all, however, walk-ins are available at all public health vaccine clinics.
- All individuals seeking a fourth dose must provide proof of eligibility – official referral/note from your primary care provider, prescription, or prescription bottle.
- **Hockey Hubs end January 21, 2022 – [Book Now!](#)**
- See Vaccine Clinics – details at [Vaccine Schedule](#) (Make sure to scroll to the proper page of the schedule)
- [COVID-19 Vaccines \(publichealthgreybruce.on.ca\)](#)
- [Getting Your COVID-19 Vaccine \(publichealthgreybruce.on.ca\)](#)
- [Youth and COVID-19 Vaccines \(publichealthgreybruce.on.ca\)](#)

Actions Taken In the Past 24 Hours:

- Media Release – [Updated – More Appointments Added Vaccine Clinics January 17 – January 21 – Walk-Ins Welcome](#)
- GBHU COVID-19 Team continue with case and contact management, reporting, and responding to COVID-19 related calls. Contact tracing exceeds provincial targets with 100% of all cases contacted within 24 hours
- GBHU Team continue to ensure essential public health activities not related to COVID-19

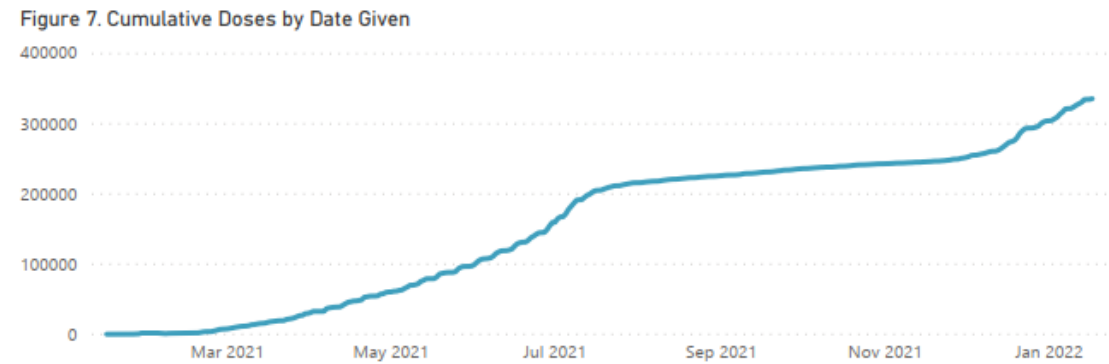
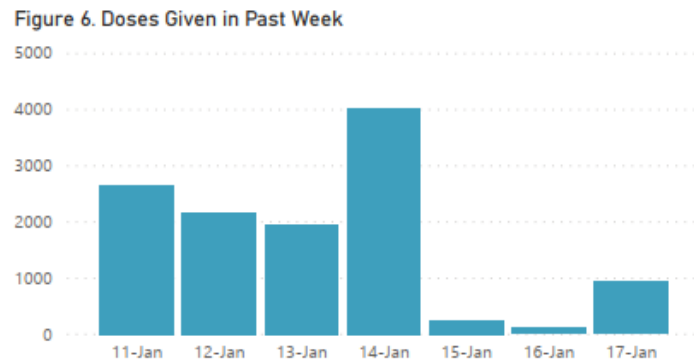
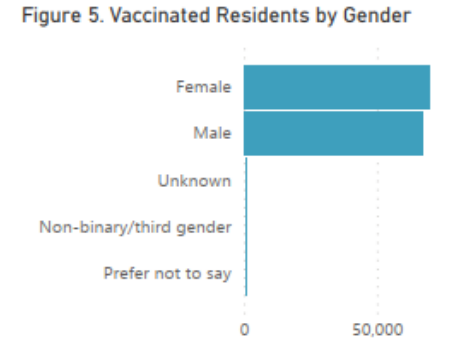
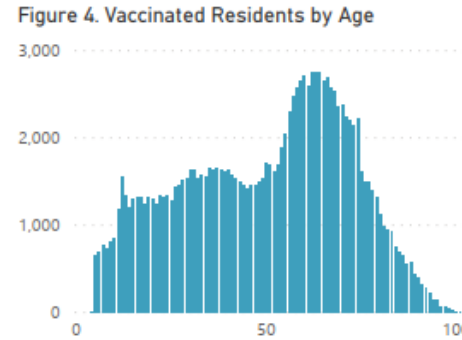
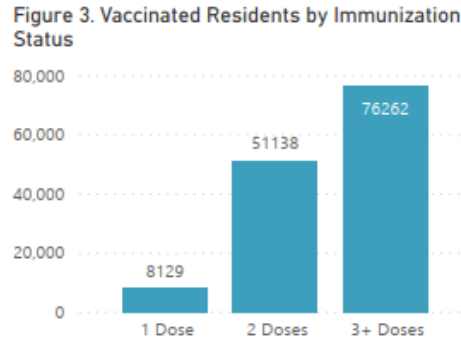
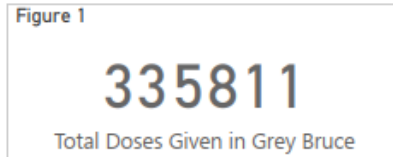
Provincial COVID-19 Data - <https://covid-19.ontario.ca/data>

Media Relations

Media inquiries should be directed to Communications@publichealthgreybruce.on.ca 519-376-9420 or 1-800-263-3456 ext. 3940



GREY BRUCE COVID-19 VACCINATION OVERVIEW



Data notes: Figures 1, 2, 6, and 7 represent COVID-19 vaccines administered in the Grey Bruce Health Region, both by the Grey Bruce Health Unit and participating partner organizations. These figures include all doses administered in Grey Bruce, regardless of whether they were given to Grey Bruce residents. These include first, second and any subsequent doses, and do not represent a unique count of individuals. Figures 3, 4, and 5 represent residents of Grey Bruce, who have received one or more doses of a COVID-19 vaccine, regardless of where the vaccine was received

Data source: data extracted from COVax-ON via IntelliHEALTH.

Data last refreshed January 18, 2022. Data are refreshed daily on weekdays and are current up to 11:59 PM on the previous day.

GREY BRUCE COVID-19 VACCINATION COVERAGE



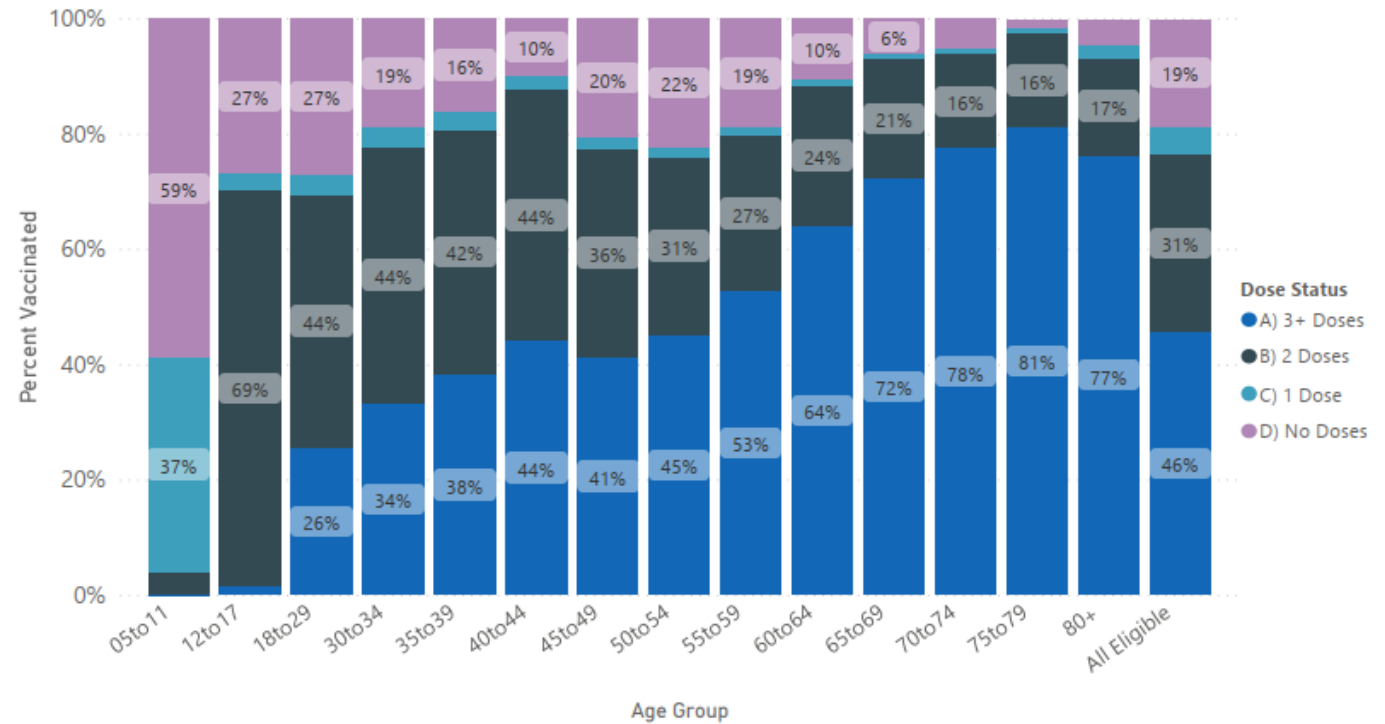
% Eligible Population (5+) with At Least 1 Dose
81.4%

% Eligible Population (5+) with At Least 2 Doses
76.5%

% Total Population with At Least 1 Dose
77.2%

% Total Population with At Least 2 Doses
72.6%

Vaccine Coverage by Age Group and Number of Doses Received

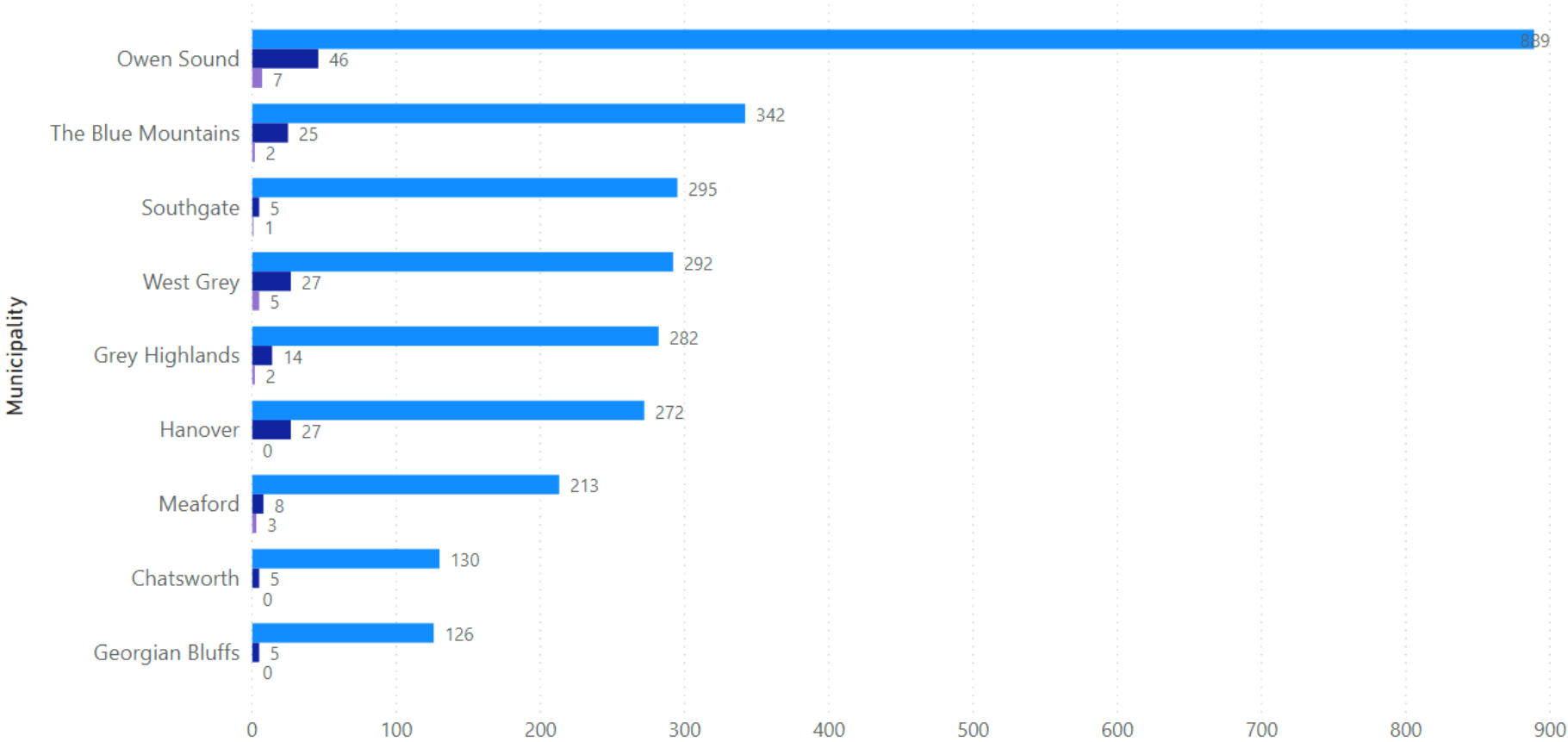


Data notes: Population coverage estimates represent residents of Grey Bruce who have received one or more doses of a COVID-19 vaccine, regardless of where the vaccine was received.
 Data source: Number of vaccinated clients extracted from COVax-ON via IntelliHEALTH. Population estimates: Statistics Canada for 2020, Ontario Ministry of Finance Population Projections by Census Division.
 Note that labels in the figure 'Vaccine Coverage by Age Group and Number of Doses Received' may not be visible if the percentage is small.
 Data last refreshed January 18, 2022. Data are refreshed daily on weekdays and are current up to 11:59 PM on the previous day.

Resolved and Active Cases by Municipality

Grey County

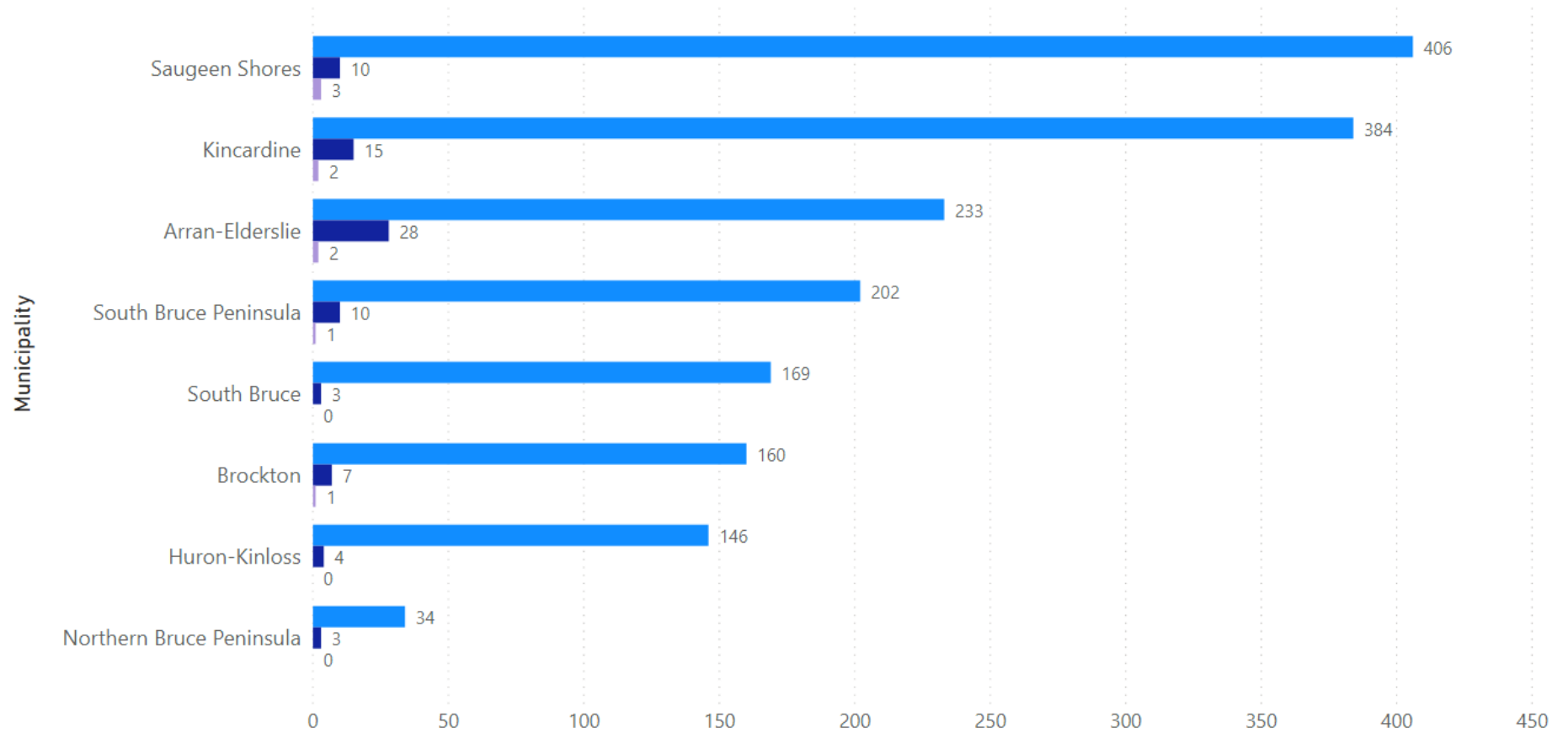
● Resolved Count ● Active Count ● New



Resolved and Active Cases by Municipality

Bruce County

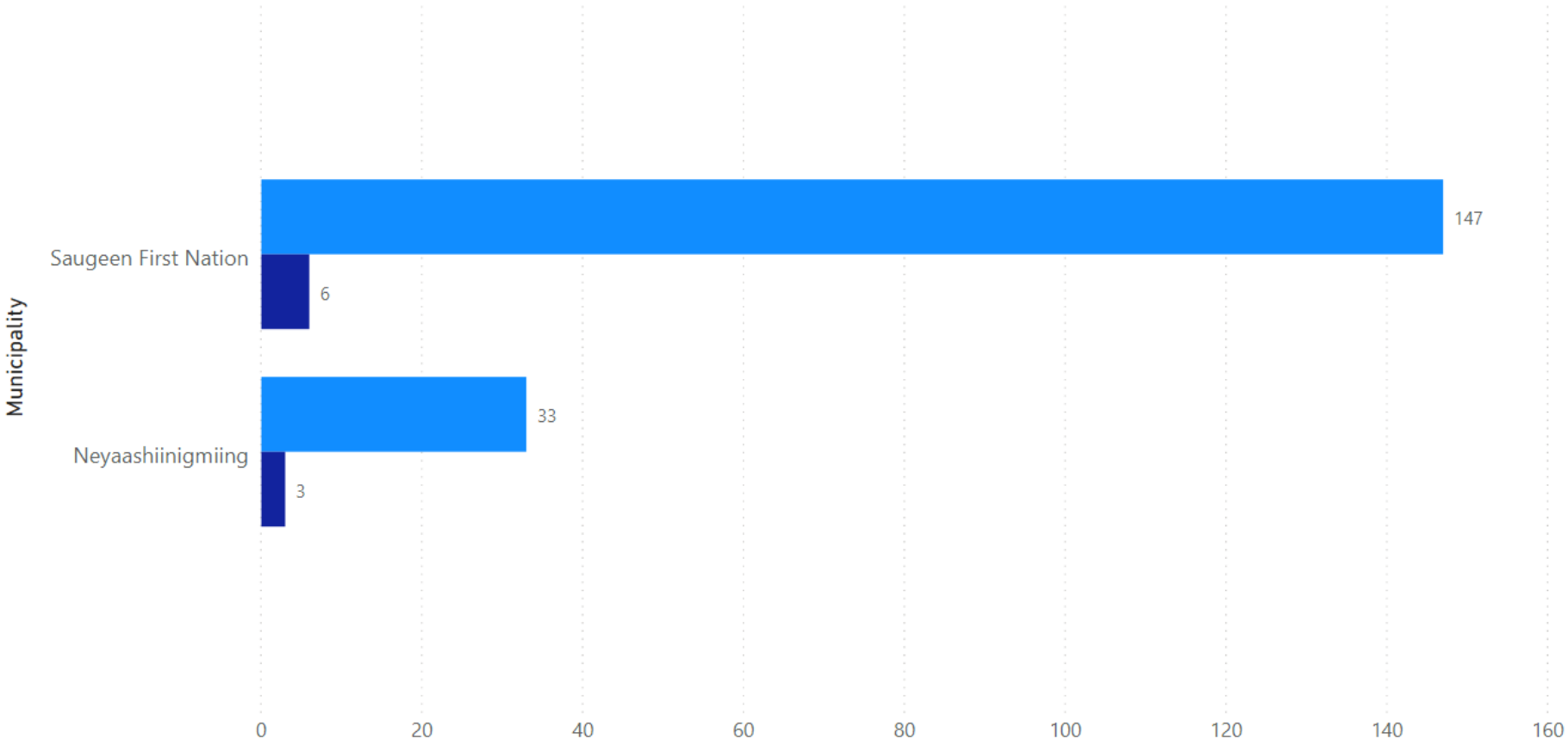
● Resolved Count ● Active Count ● New



Resolved and Active Cases by Municipality

First Nation Communities

● Resolved Count ● Active Count





Situation Report #671 COVID-19

Grey Bruce Health Unit | Incident Management System

January 17, 2022

Current Situation:, [Public Health Measures](#), [COVID-19 Vaccines for Grey Bruce](#), [COVID-19 Vaccine for Ontario](#)

Follow the 3 W's – Wash hands frequently, Watch distance (ideally 6ft), and Wear face covering correctly, and the 2 A's – Avoid Crowds and Arrange for outdoor activities instead of indoors whenever possible.

Hockey Hub Vaccine Clinics End Soon – BOOK YOUR APPOINTMENT NOW! –

[SEE THE SCHEDULE](#)

STAY HOME IF SICK

Case counts and vaccine data is taken from GBHU Epidemiological Reports as of 23:59 hrs, January 16, 2022:

All data is preliminary and subject to change. Future situation reports will be updated accordingly.

- 50 new cases reported in past 24 hours in Grey Bruce:
 - Please note – New cases reported are not an accurate representation of caseloads in the community due to recent [changes in testing in Ontario](#).
 - New cases only represent [those that are eligible to be tested](#).
 - Please Practice safely to [prevent COVID-19](#) at all times
- 5012 Confirmed Cases
- 288 active cases
- 4692 resolved cases
- 15 confirmed local active cases hospitalized in Grey Bruce due to COVID-19
 - 2 confirmed cases from Grey Bruce are hospitalized outside of Grey Bruce due to COVID-19 (This number is reported to Public Health by Grey-Bruce Hospitals on confirmed COVID-19 cases admitted for treatment attributed to COVID-19 infection)
- 19 deaths in Grey Bruce
 - +1 death related to a Grey Bruce resident that acquired the infection and was treated outside of Grey Bruce
 - +7 deaths related to Grey Bruce residents that acquired the infection in Grey Bruce however passed away outside of Grey Bruce
 - Local and Provincial data may not align as cases with unconfirmed cause of death are not included above but are included in the Provincial data.
- 274 cases reported in health care workers; reports health care workers living in Grey Bruce and working both in and outside Grey Bruce

Active Outbreaks

- 0 Facility(ies) in COVID-19 outbreak. Reported in [Hospitals](#)

- Grey Bruce Health Services – Owen Sound Site – declared over 01-17-2022
- 11 Facility(ies) in COVID-19 outbreak. Reported in [Long-Term Care/Retirement Homes](#)
 - Rockwood Terrace Long Term Care – Durham
 - Pinecrest Manor – Lucknow
 - Errinrung Retirement & Nursing Home –Thornbury
 - McVean Lodge – Hanover
 - R-Villa Retirement Living – Ripley
 - Parkview Manor – Chesley
 - Mapleview Long-Term Care Home – Owen Sound
 - Lee Manor – Owen Sound
 - Grey Gables – Markdale
 - Maple Court Villa – Walkerton
 - Summit Place – Owen Sound

Vaccine – for detailed information please visit [Website and Dashboard](#)

- 334,605 Total Doses of COVID-19 vaccine administered in Grey and Bruce
- 12,977 Doses given within the past week

Future Vaccination Planning: [Vaccine Schedule](#)

- Appointments are recommended for all, however, walk-ins are available at all public health vaccine clinics.
- All individuals seeking a fourth dose must provide proof of eligibility – official referral/note from your primary care provider, prescription, or prescription bottle.
- **Hockey Hubs end January 21, 2022 – [Book Now!](#)**
- See Vaccine Clinics – details at [Vaccine Schedule](#) (Make sure to scroll to the proper page of the schedule)
- [COVID-19 Vaccines \(publichealthgreybruce.on.ca\)](#)
- [Getting Your COVID-19 Vaccine \(publichealthgreybruce.on.ca\)](#)
- [Youth and COVID-19 Vaccines \(publichealthgreybruce.on.ca\)](#)

Actions Taken In the Past 24 Hours:

- GBHU COVID-19 Team continue with case and contact management, reporting, and responding to COVID-19 related calls. Contact tracing exceeds provincial targets with 100% of all cases contacted within 24 hours
- GBHU Team continue to ensure essential public health activities not related to COVID-19

Provincial COVID-19 Data - <https://covid-19.ontario.ca/data>

Media Relations

Media inquiries should be directed to Communications@publichealthgreybruce.on.ca 519-376-9420 or 1-800-263-3456 ext. 3940

VACCINE DATA OVERVIEW



GREY BRUCE COVID-19 VACCINATION OVERVIEW

Figure 1



Figure 2

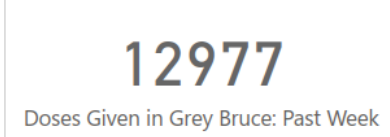


Figure 3. Vaccinated Residents by Immunization Status

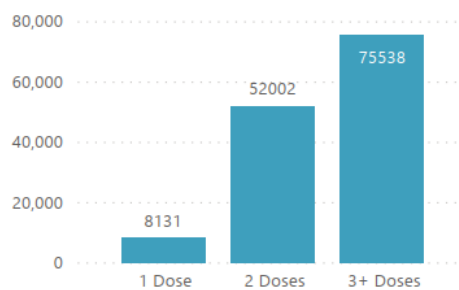


Figure 4. Vaccinated Residents by Age

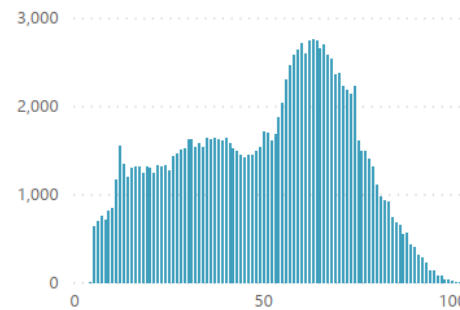


Figure 5. Vaccinated Residents by Gender

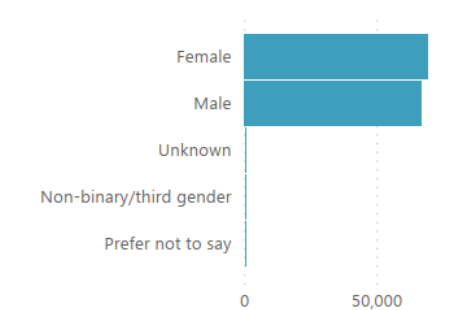


Figure 6. Doses Given in Past Week

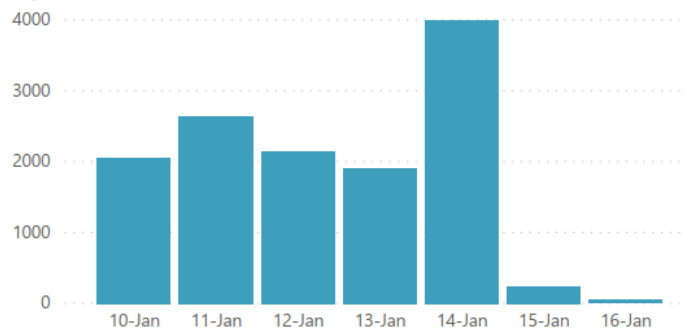
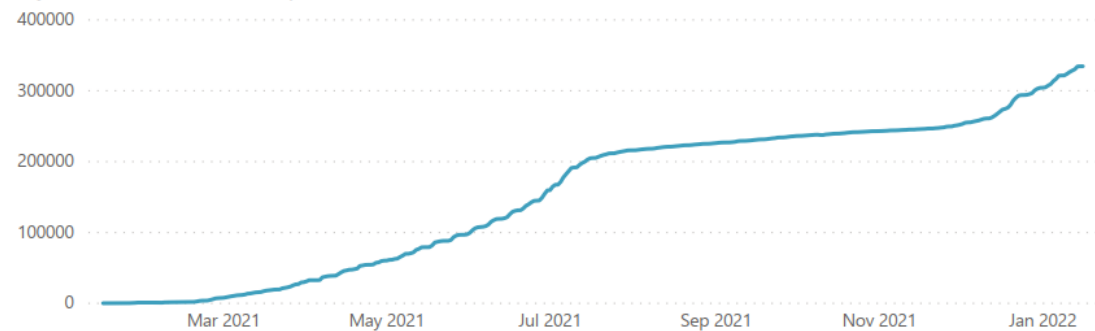


Figure 7. Cumulative Doses by Date Given



Data notes: Figures 1, 2, 6, and 7 represent COVID-19 vaccines administered in the Grey Bruce Health Region, both by the Grey Bruce Health Unit and participating partner organizations. These figures include all doses administered in Grey Bruce, regardless of whether they were given to Grey Bruce residents. These include first, second and any subsequent doses, and do not represent a unique count of individuals. Figures 3, 4, and 5 represent residents of Grey Bruce, who have received one or more doses of a COVID-19 vaccine, regardless of where the vaccine was received. Data source: data extracted from COVax-ON via IntelliHEALTH.

Data last refreshed January 17, 2022. Data are refreshed daily on weekdays and are current up to 11:59 PM on the previous day.

GREY BRUCE COVID-19 VACCINATION COVERAGE



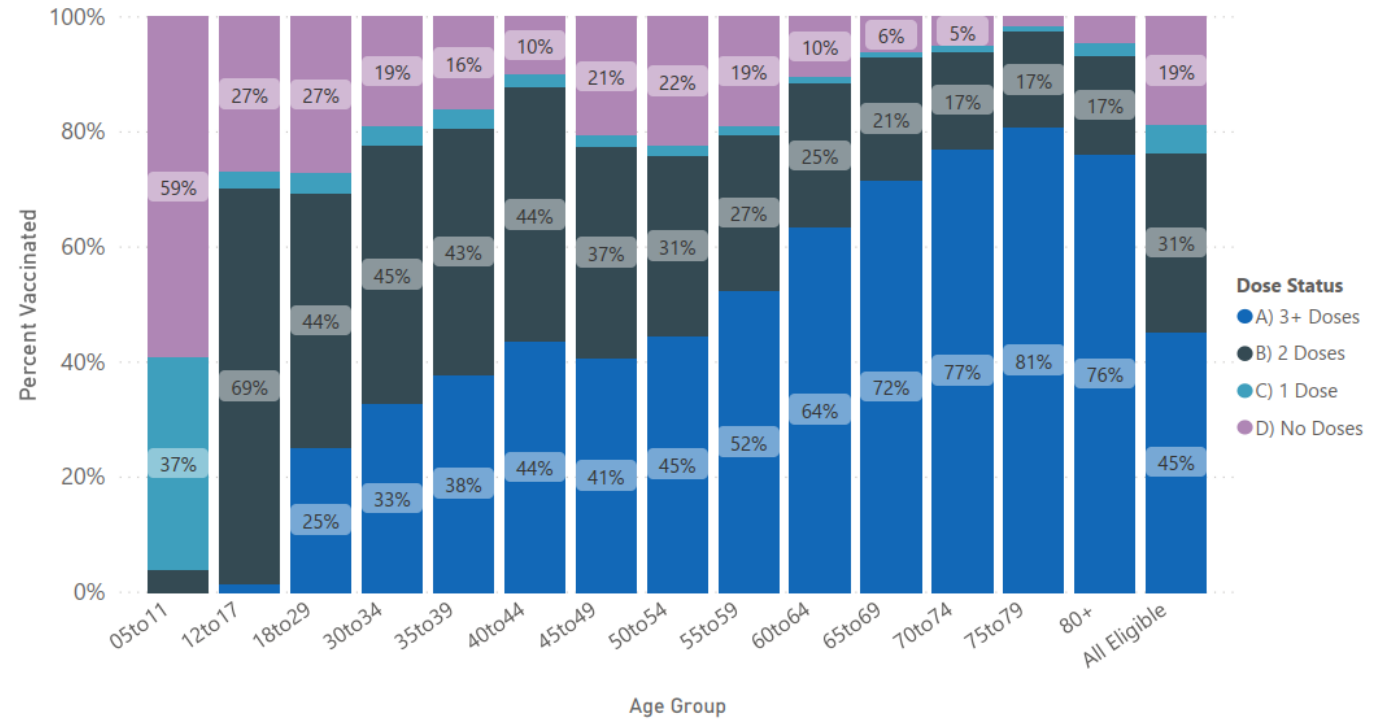
% Eligible Population (5+) with At Least 1 Dose
81.3%

% Eligible Population (5+) with At Least 2 Doses
76.5%

% Total Population with At Least 1 Dose
77.2%

% Total Population with At Least 2 Doses
72.5%

Vaccine Coverage by Age Group and Number of Doses Received

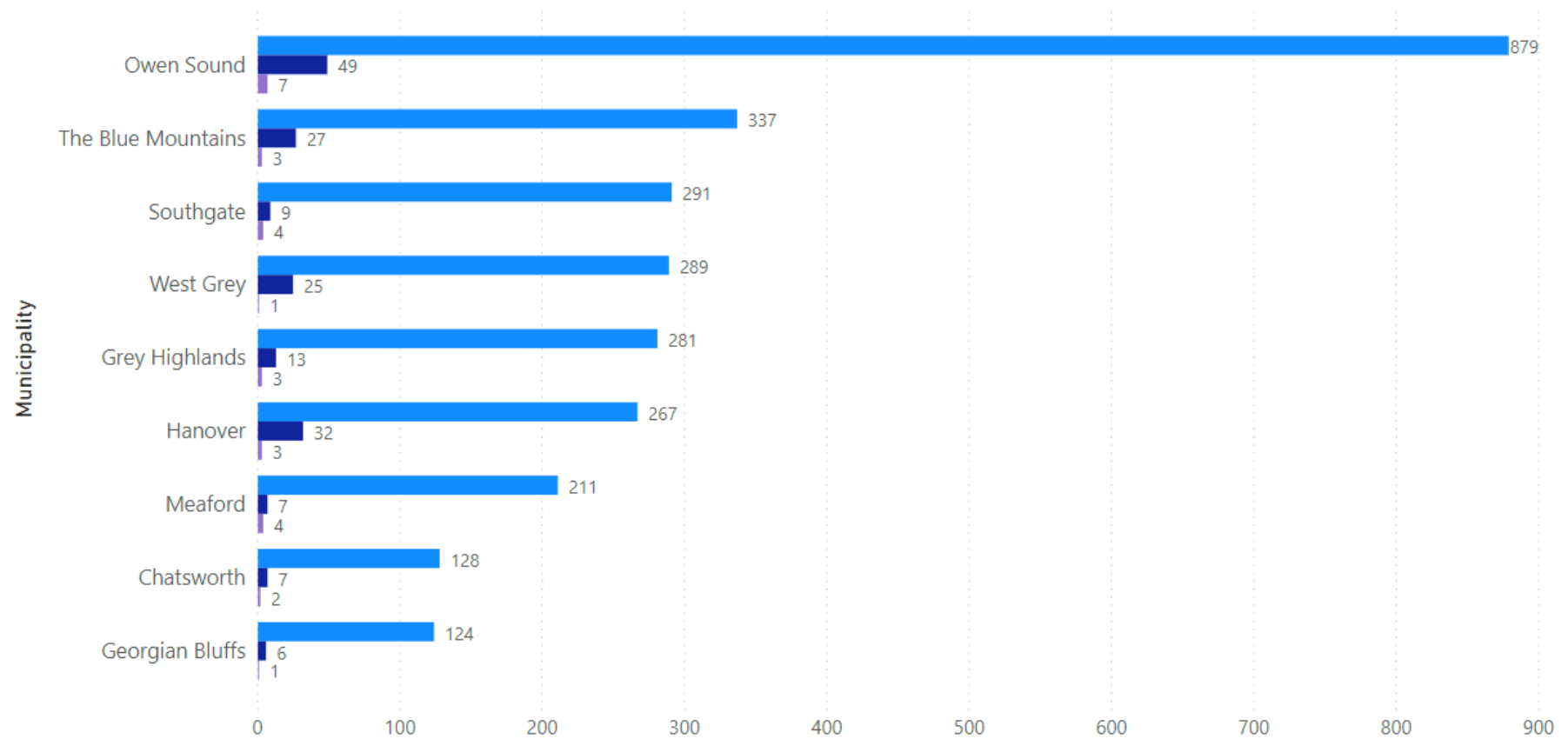


Data notes: Population coverage estimates represent residents of Grey Bruce who have received one or more doses of a COVID-19 vaccine, regardless of where the vaccine was received.
 Data source: Number of vaccinated clients extracted from COVax-ON via IntelliHEALTH. Population estimates: Statistics Canada for 2020, Ontario Ministry of Finance Population Projections by Census Division.
 Note that labels in the figure 'Vaccine Coverage by Age Group and Number of Doses Received' may not be visible if the percentage is small.
 Data last refreshed January 17, 2022. Data are refreshed daily on weekdays and are current up to 11:59 PM on the previous day.

Resolved and Active Cases by Municipality

Grey County

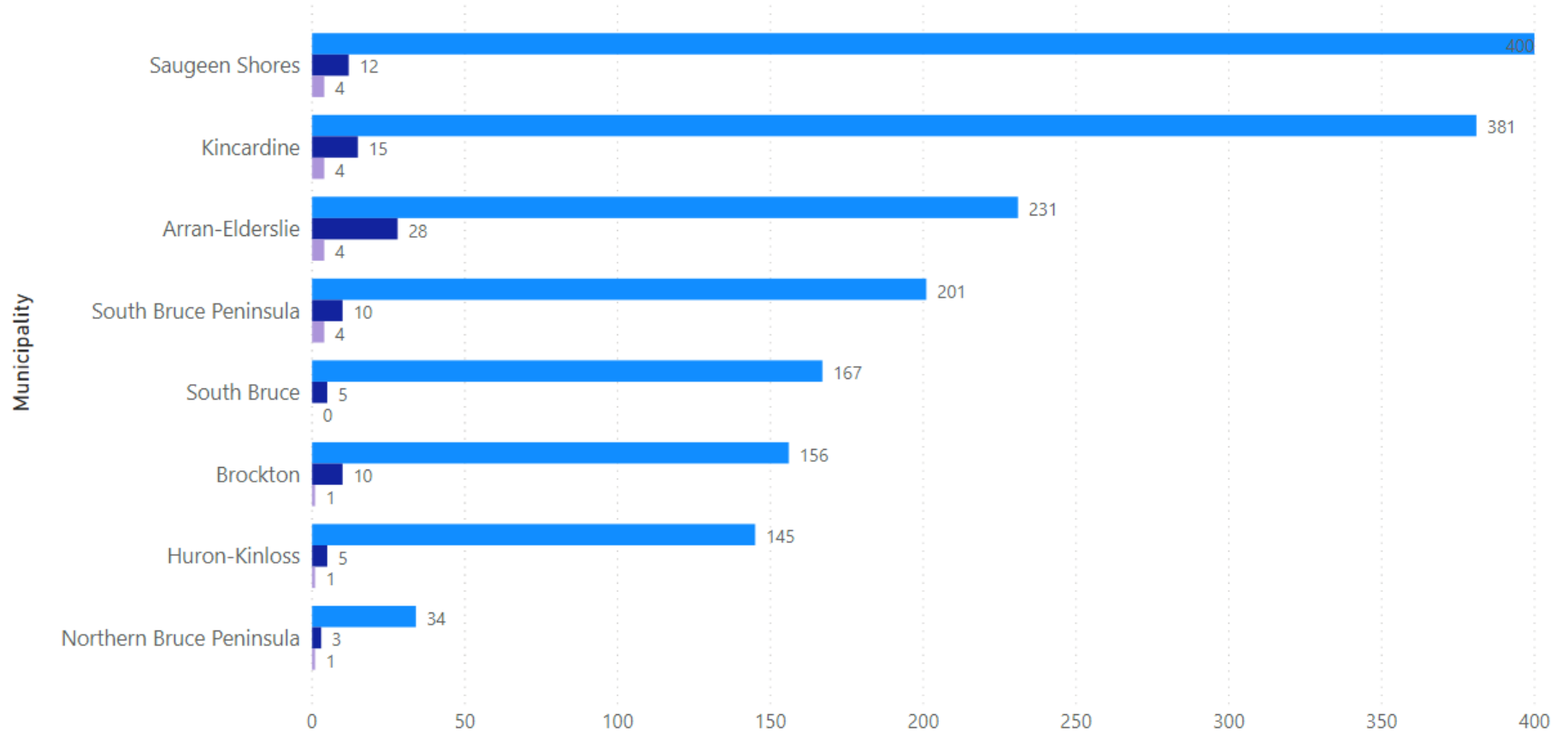
● Resolved Count ● Active Count ● New



Resolved and Active Cases by Municipality

Bruce County

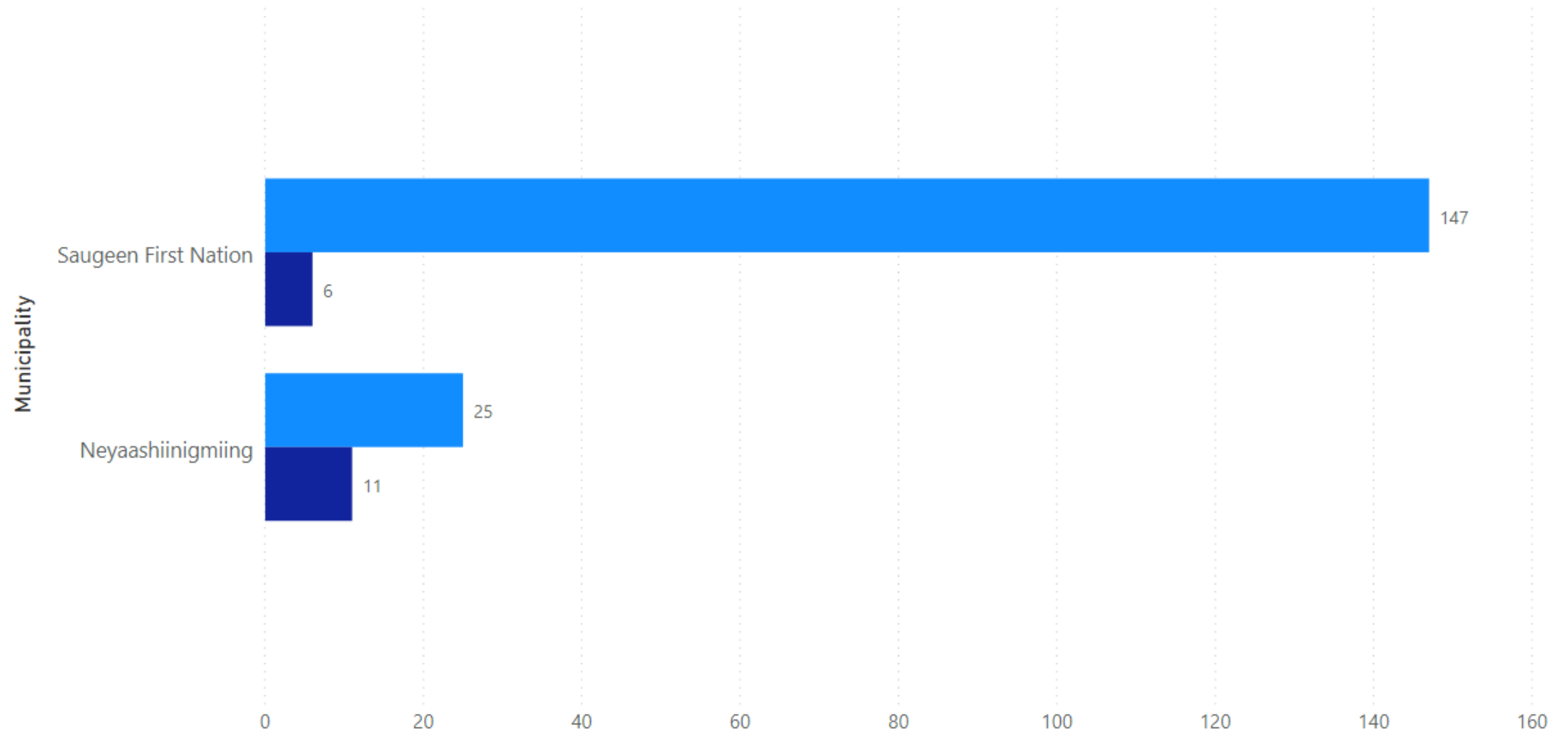
● Resolved Count ● Active Count ● New



Resolved and Active Cases by Municipality

First Nation Communities

● Resolved Count ● Active Count





Situation Report #670 COVID-19

Grey Bruce Health Unit | Incident Management System

January 16, 2022

Current Situation:, [Public Health Measures](#), [COVID-19 Vaccines for Grey Bruce](#), [COVID-19 Vaccine for Ontario](#)

Follow the 3 W's – Wash hands frequently, Watch distance (ideally 6ft), and Wear face covering correctly, and the 2 A's – Avoid Crowds and Arrange for outdoor activities instead of indoors whenever possible.

Hockey Hub Vaccine Clinics End Soon – BOOK YOUR APPOINTMENT NOW! –

[SEE THE SCHEDULE](#)

STAY HOME IF SICK

Case counts and vaccine data is taken from GBHU Epidemiological Reports as of 23:59 hrs, January 15, 2022:

All data is preliminary and subject to change. Future situation reports will be updated accordingly.

- 44 new cases reported in past 24 hours in Grey Bruce:
 - Please note – New cases reported are not an accurate representation of caseloads in the community due to recent [changes in testing in Ontario](#).
 - New cases only represent [those that are eligible to be tested](#).
 - Please Practice safely to [prevent COVID-19](#) at all times
- 4958 Confirmed Cases
- 270 active cases
- 4654 resolved cases
- 14 confirmed local active cases hospitalized in Grey Bruce due to COVID-19
 - 3 confirmed cases from Grey Bruce are hospitalized outside of Grey Bruce due to COVID-19
 - **At this time, all cases in ICU are NOT fully vaccinated**
- 19 deaths in Grey Bruce
 - +1 death related to a Grey Bruce resident that acquired the infection and was treated outside of Grey Bruce
 - +7 deaths related to Grey Bruce residents that acquired the infection in Grey Bruce however passed away outside of Grey Bruce
 - Local and Provincial data may not align as cases with unconfirmed cause of death are not included above but are included in the Provincial data.
- 266 cases reported in health care workers; reports health care workers living in Grey Bruce and working both in and outside Grey Bruce

Active Outbreaks

- 1 Facility(ies) in COVID-19 outbreak. Reported in [Hospitals](#)
 - Grey Bruce Health Services – Owen Sound Site
- 11 Facility(ies) in COVID-19 outbreak. Reported in [Long-Term Care/Retirement Homes](#)
 - Rockwood Terrace Long Term Care – Durham
 - Pinecrest Manor – Lucknow
 - Errinrung Retirement & Nursing Home –Thornbury
 - McVean Lodge – Hanover
 - R-Villa Retirement Living – Ripley
 - Parkview Manor – Chesley
 - Mapleview Long-Term Care Home – Owen Sound
 - Lee Manor – Owen Sound
 - Grey Gables – Markdale
 - Maple Court Villa – Walkerton
 - Summit Place – Owen Sound

Vaccine – for detailed information please visit [Website and Dashboard](#)

- 330,048 Total Doses of COVID-19 vaccine administered in Grey and Bruce
- 13,376 Doses given within the past week

Future Vaccination Planning: [Vaccine Schedule](#)

- Everyone aged 12-59 requiring first second or third doses requires an appointment at all clinics (no walk-ins). Everyone is strongly encouraged to book for all appointments; however those 60+ **may be** accommodated for walk-ins depending on clinic capacity.
- All individuals seeking a fourth dose must provide proof of eligibility – official referral/note from your primary care provider, prescription, or prescription bottle.
- **Hockey Hubs end January 21, 2022 – [Book Now!](#)**
- See Vaccine Clinics – details at [Vaccine Schedule](#) (Make sure to scroll to the proper page of the schedule)
- [COVID-19 Vaccines \(publichealthgreybruce.on.ca\)](#)
- [Getting Your COVID-19 Vaccine \(publichealthgreybruce.on.ca\)](#)
- [Youth and COVID-19 Vaccines \(publichealthgreybruce.on.ca\)](#)

Actions Taken In the Past 24 Hours:

- GBHU COVID-19 Team continue with case and contact management, reporting, and responding to COVID-19 related calls. Contact tracing exceeds provincial targets with 100% of all cases contacted within 24 hours
- GBHU Team continue to ensure essential public health activities not related to COVID-19

Provincial COVID-19 Data - <https://covid-19.ontario.ca/data>

Media Relations

Media inquiries should be directed to Communications@publichealthgreybruce.on.ca 519-376-9420 or 1-800-263-3456 ext. 3940

Vaccine Data Overview not available on holidays and weekends. Will be updated on Monday January 17, 2022

Resolved and Active Case by Municipality data not available on holidays and weekends. Will be updated Monday January 17, 2022



Situation Report #669 COVID-19

Grey Bruce Health Unit | Incident Management System

January 15, 2022

Current Situation:, [Public Health Measures](#), [COVID-19 Vaccines for Grey Bruce](#), [COVID-19 Vaccine for Ontario](#)

Follow the 3 W's – Wash hands frequently, Watch distance (ideally 6ft), and Wear face covering correctly, and the 2 A's – Avoid Crowds and Arrange for outdoor activities instead of indoors whenever possible.

Hockey Hub Vaccine Clinics End Soon – BOOK YOUR APPOINTMENT NOW! –

[SEE THE SCHEDULE](#)

STAY HOME IF SICK

Case counts and vaccine data is taken from GBHU Epidemiological Reports as of 23:59 hrs, January 14, 2022:

All data is preliminary and subject to change. Future situation reports will be updated accordingly.

- 68 new cases reported in past 24 hours in Grey Bruce:
 - Please note – New cases reported are not an accurate representation of caseloads in the community due to recent [changes in testing in Ontario](#).
 - New cases only represent [those that are eligible to be tested](#).
 - Please Practice safely to [prevent COVID-19](#) at all times
- 4910 Confirmed Cases
- 284 active cases
- 4592 resolved cases
- 15 confirmed local active cases hospitalized in Grey Bruce due to COVID-19
 - 2 confirmed cases from Grey Bruce are hospitalized outside of Grey Bruce due to COVID-19
 - **At this time, all cases in ICU are NOT fully vaccinated**
 - The number of hospitalizations may not inaccurate due to reporting algorithms and will be updated on future Situation Reports
- 19 deaths in Grey Bruce
 - +1 death related to a Grey Bruce resident that acquired the infection and was treated outside of Grey Bruce
 - +7 deaths related to Grey Bruce residents that acquired the infection in Grey Bruce however passed away outside of Grey Bruce
 - Local and Provincial data may not align as cases with unconfirmed cause of death are not included above but are included in the Provincial data.
- 260 cases reported in health care workers; reports health care workers living in Grey Bruce and working both in and outside Grey Bruce

Active Outbreaks

- 1 Facility(ies) in COVID-19 outbreak. Reported in [Hospitals](#)
 - Grey Bruce Health Services – Owen Sound Site
- 11 Facility(ies) in COVID-19 outbreak. Reported in [Long-Term Care/Retirement Homes](#)
 - Rockwood Terrace Long Term Care – Durham
 - Pinecrest Manor – Lucknow
 - Errinrunc Retirement & Nursing Home –Thornbury
 - McVean Lodge – Hanover
 - R-Villa Retirement Living – Ripley
 - Parkview Manor – Chesley
 - Mapleview Long-Term Care Home – Owen Sound
 - Lee Manor – Owen Sound
 - Grey Gables – Markdale
 - Maple Court Villa – Walkerton
 - Summit Place – Owen Sound

Vaccine – for detailed information please visit [Website and Dashboard](#)

- 330,048 Total Doses of COVID-19 vaccine administered in Grey and Bruce
- 13,376 Doses given within the past week

Future Vaccination Planning: [Vaccine Schedule](#)

- Everyone aged 12-59 requiring first second or third doses requires an appointment at all clinics (no walk-ins). Everyone is strongly encouraged to book for all appointments; however those 60+ **may be** accommodated for walk-ins depending on clinic capacity.
- All individuals seeking a fourth dose must provide proof of eligibility – official referral/note from your primary care provider, prescription, or prescription bottle.
- **Hockey Hubs end January 21, 2022 – [Book Now!](#)**
- See Vaccine Clinics – details at [Vaccine Schedule](#) (Make sure to scroll to the proper page of the schedule)
- [COVID-19 Vaccines \(publichealthgreybruce.on.ca\)](#)
- [Getting Your COVID-19 Vaccine \(publichealthgreybruce.on.ca\)](#)
- [Youth and COVID-19 Vaccines \(publichealthgreybruce.on.ca\)](#)

Actions Taken In the Past 24 Hours:

- GBHU COVID-19 Team continue with case and contact management, reporting, and responding to COVID-19 related calls. Contact tracing exceeds provincial targets with 100% of all cases contacted within 24 hours
- GBHU Team continue to ensure essential public health activities not related to COVID-19

Provincial COVID-19 Data - <https://covid-19.ontario.ca/data>

Media Relations

Media inquiries should be directed to Communications@publichealthgreybruce.on.ca 519-376-9420 or 1-800-263-3456 ext. 3940

Vaccine Data Overview not available on holidays and weekends. Will be updated on Monday January 17, 2022

Resolved and Active Case by Municipality data not available on holidays and weekends. Will be updated Monday January 17, 2022



Situation Report #668 COVID-19

Grey Bruce Health Unit | Incident Management System

January 14, 2022

Current Situation:, [Public Health Measures](#), [COVID-19 Vaccines for Grey Bruce](#), [COVID-19 Vaccine for Ontario](#)
Follow the 3 W's – Wash hands frequently, Watch distance (ideally 6ft), and Wear face covering correctly, and the 2 A's
- Avoid Crowds and Arrange for outdoor activities instead of indoors whenever possible.

Hockey Hub Vaccine Clinics End Soon – BOOK YOUR APPOINTMENT NOW! –

[SEE THE SCHEDULE](#)

STAY HOME IF SICK

Case counts and vaccine data is taken from GBHU Epidemiological Reports as of 23:59 hrs, January 13, 2022:

All data is preliminary and subject to change. Future situation reports will be updated accordingly.

- 61 new cases reported in past 24 hours in Grey Bruce:
 - Please note – New cases reported are not an accurate representation of caseloads in the community due to recent [changes in testing in Ontario](#).
 - New cases only represent [those that are eligible to be tested](#).
 - Please Practice safely to [prevent COVID-19](#) at all times
- 4835 Confirmed Cases
- 258 active cases
- 4545 resolved cases
- 12 confirmed local active cases hospitalized in Grey Bruce due to COVID-19
 - 2 confirmed cases from Grey Bruce are hospitalized outside of Grey Bruce due to COVID-19
 - **At this time, all cases in ICU are NOT fully vaccinated**
- 19 deaths in Grey Bruce
 - +1 death related to a Grey Bruce resident that acquired the infection and was treated outside of Grey Bruce
 - +7 deaths related to Grey Bruce residents that acquired the infection in Grey Bruce however passed away outside of Grey Bruce
 - Local and Provincial data may not align as cases with unconfirmed cause of death are not included above but are included in the Provincial data.
- 228 cases reported in health care workers; reports health care workers living in Grey Bruce and working both in and outside Grey Bruce

Active Outbreaks

- 1 Facility(ies) in COVID-19 outbreak. Reported in [Hospitals](#)
 - Grey Bruce Health Services – Owen Sound Site
- 11 Facility(ies) in COVID-19 outbreak. Reported in [Long-Term Care/Retirement Homes](#)
 - Rockwood Terrace Long Term Care – Durham
 - Pinecrest Manor – Lucknow

- Errinrung Retirement & Nursing Home –Thornbury
- McVean Lodge – Hanover
- R-Villa Retirement Living – Ripley
- Parkview Manor – Chesley
- Maplevue Long-Term Care Home – Owen Sound
- Lee Manor – Owen Sound
- Grey Gables – Markdale
- Maple Court Villa – Walkerton
- Summit Place – Owen Sound

Vaccine – for detailed information please visit [Website and Dashboard](#)

- 330,048 Total Doses of COVID-19 vaccine administered in Grey and Bruce
- 13,376 Doses given within the past week

Future Vaccination Planning: [Vaccine Schedule](#)

- Everyone aged 12-59 requiring first second or third doses requires an appointment at all clinics (no walk-ins). Everyone is strongly encouraged to book for all appointments; however those 60+ **may be** accommodated for walk-ins depending on clinic capacity.
- All individuals seeking a fourth dose must provide proof of eligibility – official referral/note from your primary care provider, prescription, or prescription bottle.
- **Hockey Hubs end January 21, 2022 – [Book Now!](#)**
- See Vaccine Clinics – details at [Vaccine Schedule](#) (Make sure to scroll to the proper page of the schedule)
- [COVID-19 Vaccines \(publichealthgreybruce.on.ca\)](#)
- [Getting Your COVID-19 Vaccine \(publichealthgreybruce.on.ca\)](#)
- [Youth and COVID-19 Vaccines \(publichealthgreybruce.on.ca\)](#)

Actions Taken In the Past 24 Hours:

- Media Release - [Reminder - Updated Eligibility for PCR Testing and Case and Contact Management Guidance in Ontario](#)
- GBHU COVID-19 Team continue with case and contact management, reporting, and responding to COVID-19 related calls. Contact tracing exceeds provincial targets with 100% of all cases contacted within 24 hours
- GBHU Team continue to ensure essential public health activities not related to COVID-19

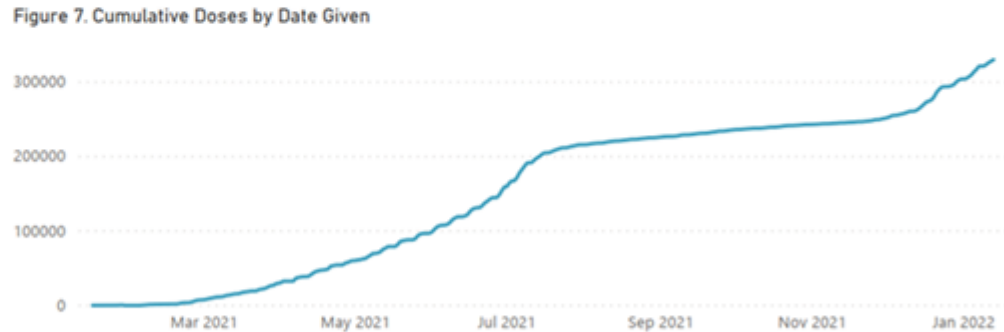
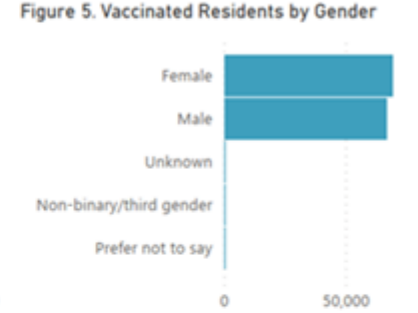
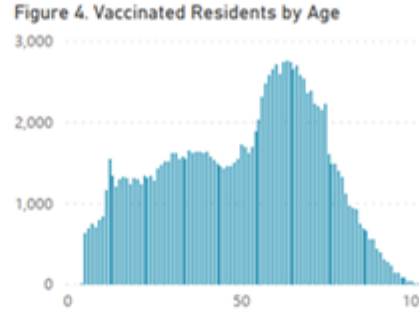
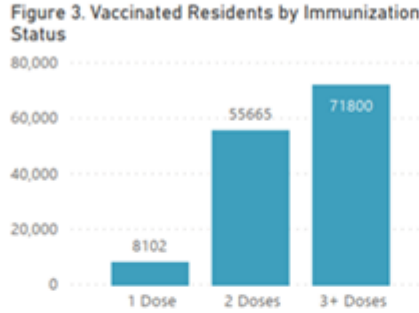
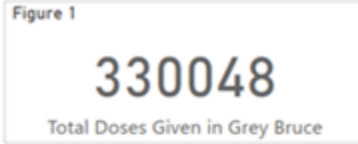
Provincial COVID-19 Data - <https://covid-19.ontario.ca/data>

Media Relations

Media inquiries should be directed to Communications@publichealthgreybruce.on.ca 519-376-9420 or 1-800-263-3456 ext. 3940

[VACCINE DATA OVERVIEW](#)

GREY BRUCE COVID-19 VACCINATION OVERVIEW



Data notes: Figures 1, 2, 6, and 7 represent COVID-19 vaccines administered in the Grey Bruce Health Region, both by the Grey Bruce Health Unit and participating partner organizations. These figures include all doses administered in Grey Bruce, regardless of whether they were given to Grey Bruce residents. These include first, second and any subsequent doses, and do not represent a unique count of individuals. Figures 3, 4, and 5 represent residents of Grey Bruce, who have received one or more doses of a COVID-19 vaccine, regardless of where the vaccine was received. Data source: data extracted from COVax-ON via IntelliHEALTH.

Data last refreshed January 14, 2022. Data are refreshed daily on weekdays and are current up to 11:59 PM on the previous day.

GREY BRUCE COVID-19 VACCINATION COVERAGE



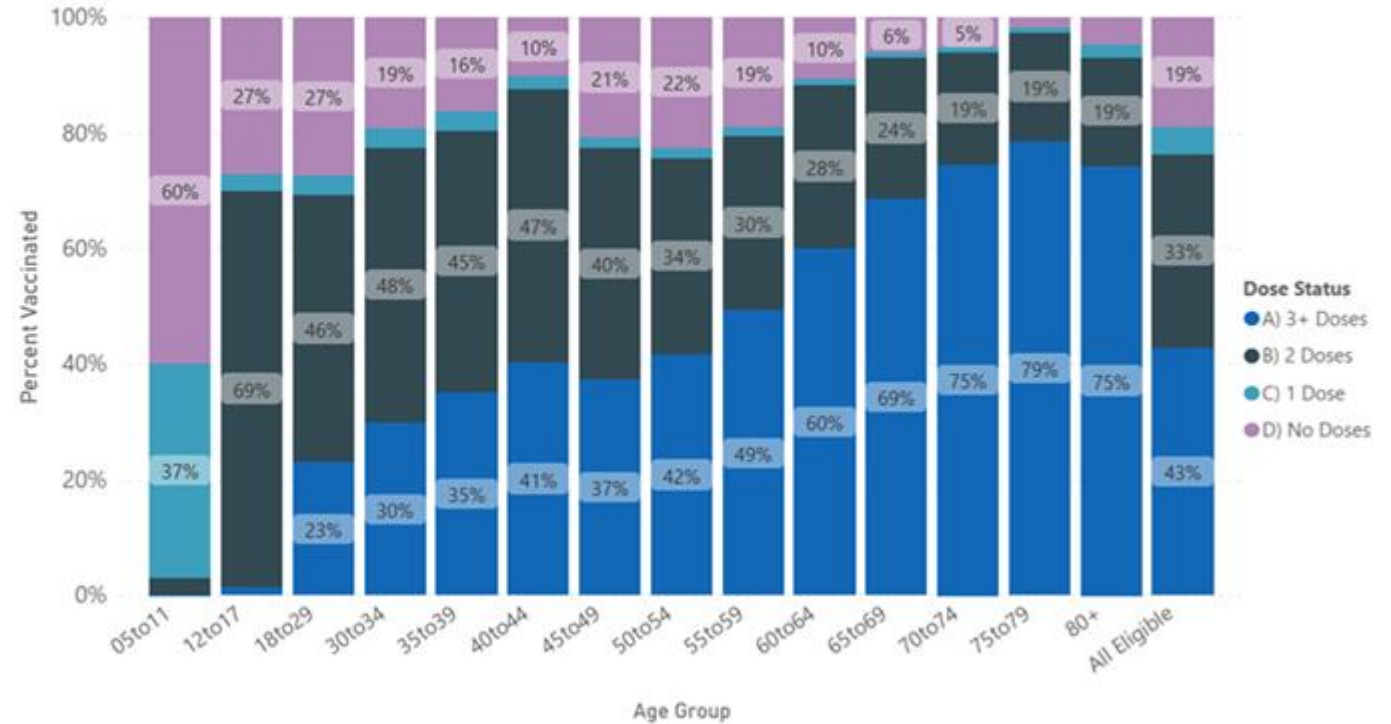
% Eligible Population (5+) with At Least 1 Dose
81.2%

% Eligible Population (5+) with At Least 2 Doses
76.4%

% Total Population with At Least 1 Dose
77.1%

% Total Population with At Least 2 Doses
72.4%

Vaccine Coverage by Age Group and Number of Doses Received

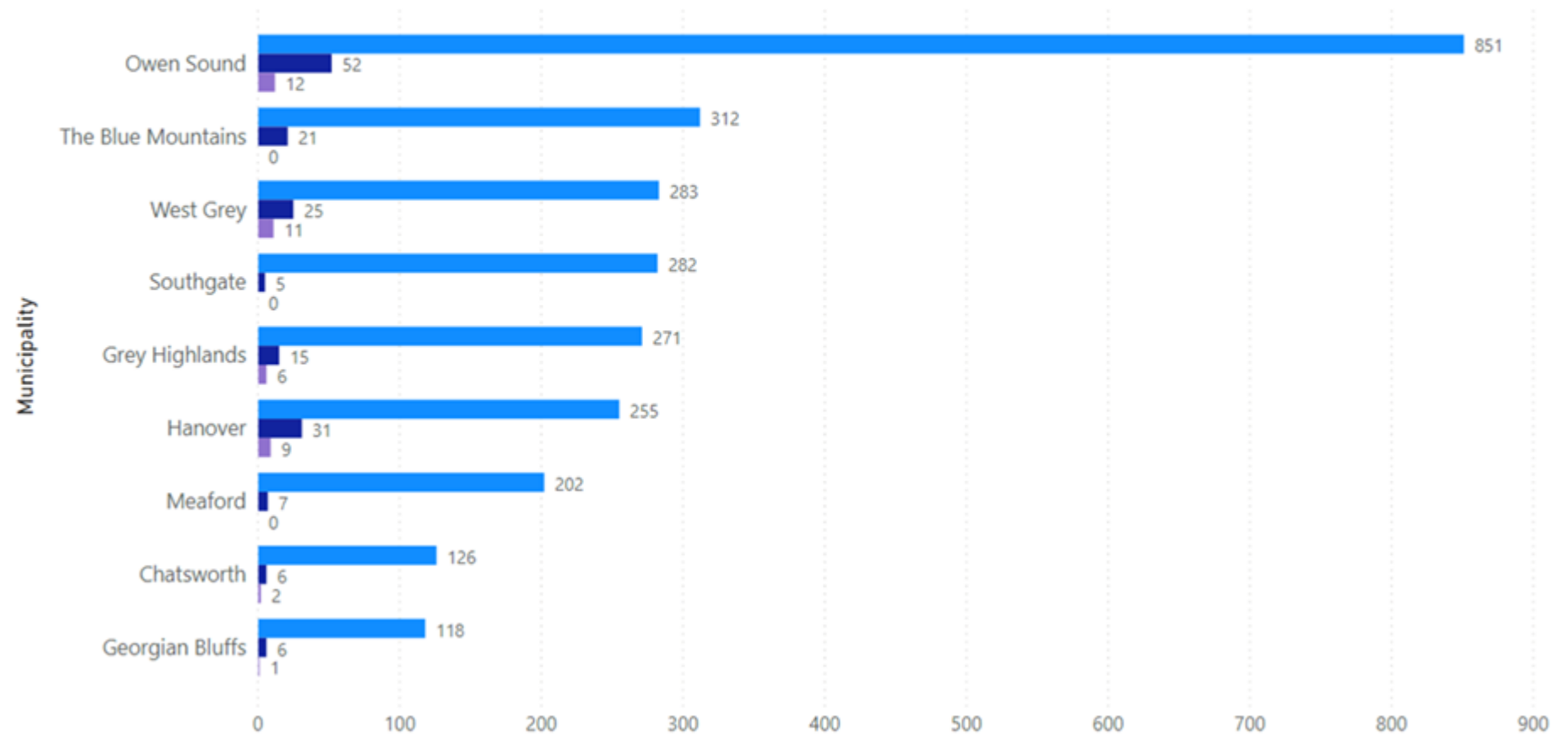


Data notes: Population coverage estimates represent residents of Grey Bruce who have received one or more doses of a COVID-19 vaccine, regardless of where the vaccine was received.
 Data source: Number of vaccinated clients extracted from COVax-ON via IntelliHEALTH. Population estimates: Statistics Canada for 2020, Ontario Ministry of Finance Population Projections by Census Division.
 Note that labels in the figure 'Vaccine Coverage by Age Group and Number of Doses Received' may not be visible if the percentage is small.
 Data last refreshed January 14, 2022. Data are refreshed daily on weekdays and are current up to 11:59 PM on the previous day.

Resolved and Active Cases by Municipality

Grey County

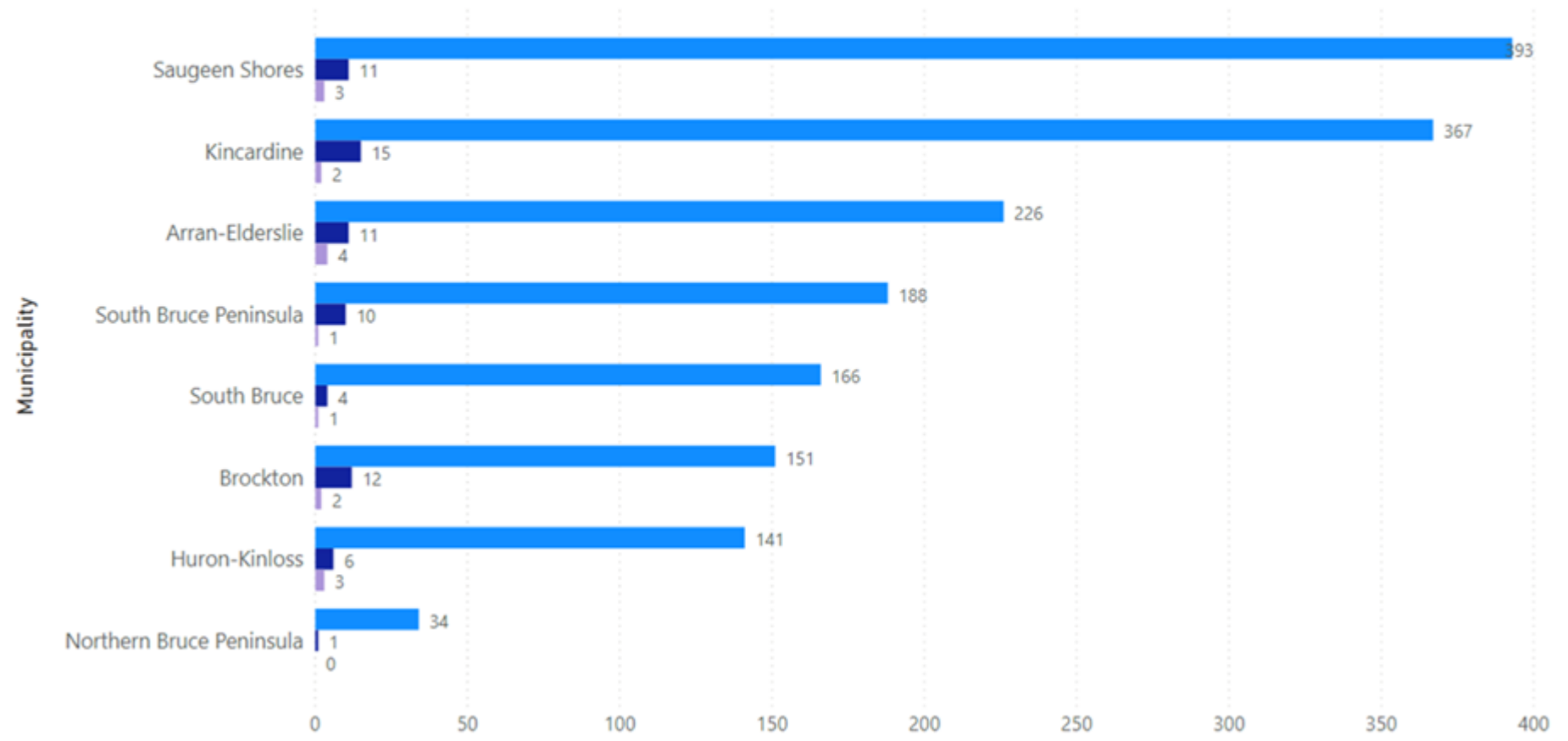
● Resolved Count ● Active Count ● New



Resolved and Active Cases by Municipality

Bruce County

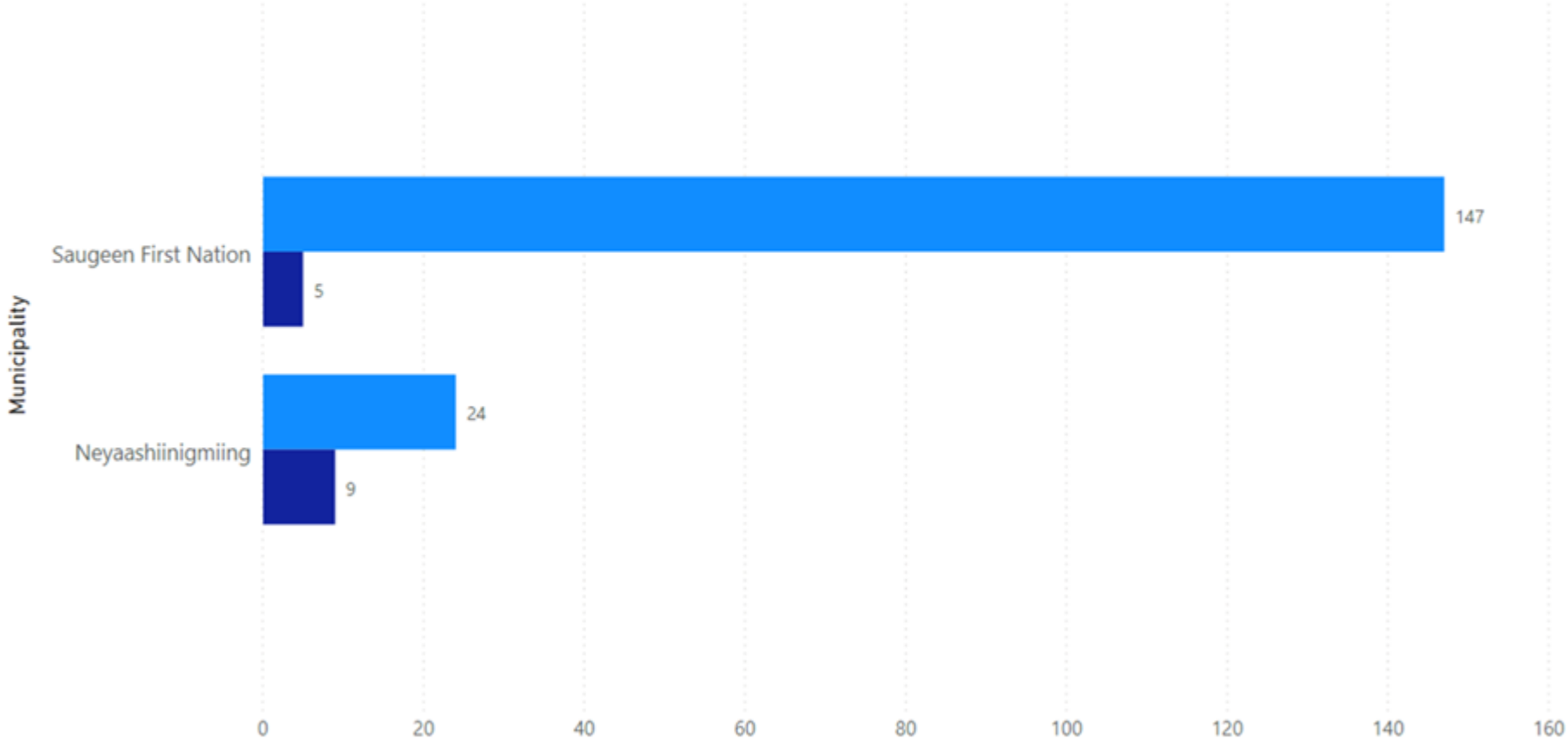
● Resolved Count ● Active Count ● New



Resolved and Active Cases by Municipality

First Nation Communities

● Resolved Count ● Active Count





Situation Report #667 COVID-19

Grey Bruce Health Unit | Incident Management System

January 13, 2022

Current Situation:, [Public Health Measures](#), [COVID-19 Vaccines for Grey Bruce](#), [COVID-19 Vaccine for Ontario](#)

Follow the 3 W's – Wash hands frequently, Watch distance (ideally 6ft), and Wear face covering correctly, and the 2 A's – Avoid Crowds and Arrange for outdoor activities instead of indoors whenever possible.

Hockey Hub Vaccine Clinics End Soon – BOOK YOUR APPOINTMENT NOW! –

[SEE THE SCHEDULE](#)

STAY HOME IF SICK

The Situation Report will be modified over the next few days as a result of shifting testing and case management protocols ([see Media Release](#)). All changes will be highlighted in the situation report the day of the change.

Case counts and vaccine data is taken from GBHU Epidemiological Reports as of 23:59 hrs, January 12, 2022:

All data is preliminary and subject to change. Future situation reports will be updated accordingly.

- 54 new cases reported in past 24 hours in Grey Bruce:
 - New cases will no longer be reported by municipality, but are available in the municipal graphs at the end of this report.
 - Please note – New cases reported are not an accurate representation of caseloads in the community due to recent [changes in testing in Ontario](#).
 - New cases only represent [those that are eligible to be tested](#).
 - Please Practice safely to [prevent COVID-19](#) at all times
- 4765 Confirmed Cases
- 245 active cases
- 4488 resolved cases
- 13 confirmed local active cases hospitalized in Grey Bruce due to COVID-19
 - 2 confirmed case from Grey Bruce is hospitalized outside of Grey Bruce due to COVID-19
- 19 deaths in Grey Bruce
 - +1 death related to a Grey Bruce resident that acquired the infection and was treated outside of Grey Bruce
 - +7 deaths related to Grey Bruce residents that acquired the infection in Grey Bruce however passed away outside of Grey Bruce
 - Local and Provincial data may not align as cases with unconfirmed cause of death are not included above but are included in the Provincial data.
- 228 cases reported in health care workers; reports health care workers living in Grey Bruce and working both in and outside Grey Bruce

Active Outbreaks

- 1 Facility(ies) in COVID-19 outbreak. Reported in [Hospitals](#)
 - Grey Bruce Health Services – Owen Sound Site
- 10 Facility(ies) in COVID-19 outbreak. Reported in [Long-Term Care/Retirement Homes](#)
 - Rockwood Terrace Long Term Care – Durham
 - Pinecrest Manor – Lucknow
 - Errinrung Retirement & Nursing Home –Thornbury
 - McVean Lodge – Hanover
 - R-Villa Retirement Living – Ripley
 - Parkview Manor – Chesley
 - Mapleview Long-Term Care Home – Owen Sound
 - Lee Manor – Owen Sound
 - Grey Gables – Markdale
 - Maple Court Villa - Walkerton

Vaccine – for detailed information please visit [Website and Dashboard](#)

- 327,920 Total Doses of COVID-19 vaccine administered in Grey and Bruce
- 14,401 Doses given within the past week

Future Vaccination Planning: [Vaccine Schedule](#)

- Everyone aged 12-59 requiring first second or third doses requires an appointment at all clinics (no walk-ins). Everyone is strongly encouraged to book for all appointments; however those 60+ **may be** accommodated for walk-ins depending on clinic capacity.
- **Hockey Hubs end January 21, 2022 – [Book Now!](#)**
- See Vaccine Clinics – details at [Vaccine Schedule](#) (Make sure to scroll to the proper page of the schedule)
- [COVID-19 Vaccines \(publichealthgreybruce.on.ca\)](#)
- [Getting Your COVID-19 Vaccine \(publichealthgreybruce.on.ca\)](#)
- [Youth and COVID-19 Vaccines \(publichealthgreybruce.on.ca\)](#)

Actions Taken In the Past 24 Hours:

- Media Release - [Please Arrive Exactly on Time, No Walk-ins - Fully Booked Vaccine Hub Clinic in Owen Sound on January 14](#)
- GBHU COVID-19 Team continue with case and contact management, reporting, and responding to COVID-19 related calls. Contact tracing exceeds provincial targets with 100% of all cases contacted within 24 hours
- GBHU Team continue to ensure essential public health activities not related to COVID-19

Provincial COVID-19 Data - <https://covid-19.ontario.ca/data>

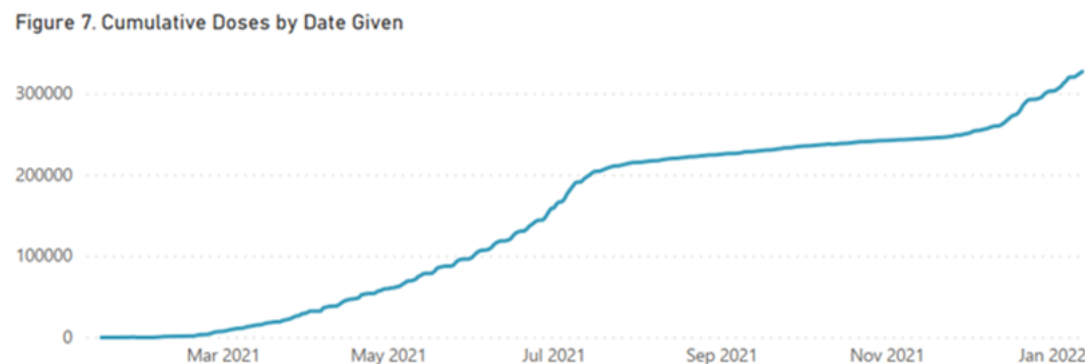
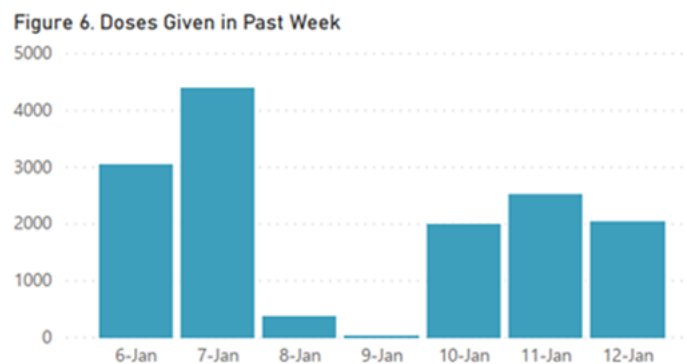
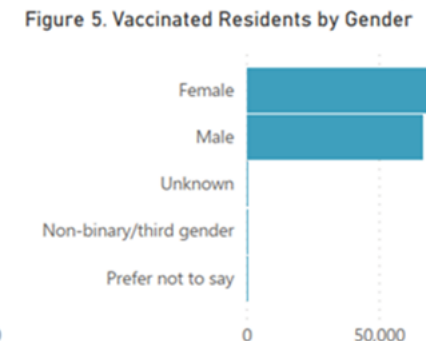
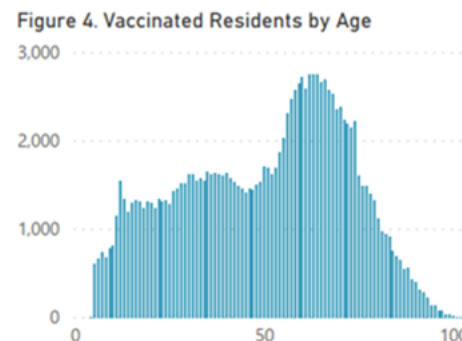
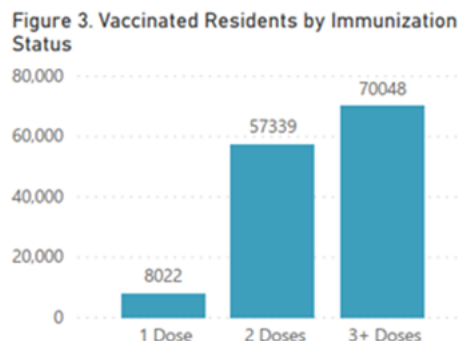
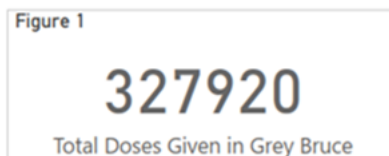
Media Relations

Media inquiries should be directed to Communications@publichealthgreybruce.on.ca 519-376-9420 or 1-800-263-3456 ext. 3940

VACCINE DATA OVERVIEW



GREY BRUCE COVID-19 VACCINATION OVERVIEW



Data notes: Figures 1, 2, 6, and 7 represent COVID-19 vaccines administered in the Grey Bruce Health Region, both by the Grey Bruce Health Unit and participating partner organizations. These figures include all doses administered in Grey Bruce, regardless of whether they were given to Grey Bruce residents. These include first, second and any subsequent doses, and do not represent a unique count of individuals. Figures 3, 4, and 5 represent residents of Grey Bruce, who have received one or more doses of a COVID-19 vaccine, regardless of where the vaccine was received. Data source: data extracted from COVax-ON via IntelliHEALTH.

Data last refreshed January 13, 2022. Data are refreshed daily on weekdays and are current up to 11:59 PM on the previous day.

GREY BRUCE COVID-19 VACCINATION COVERAGE



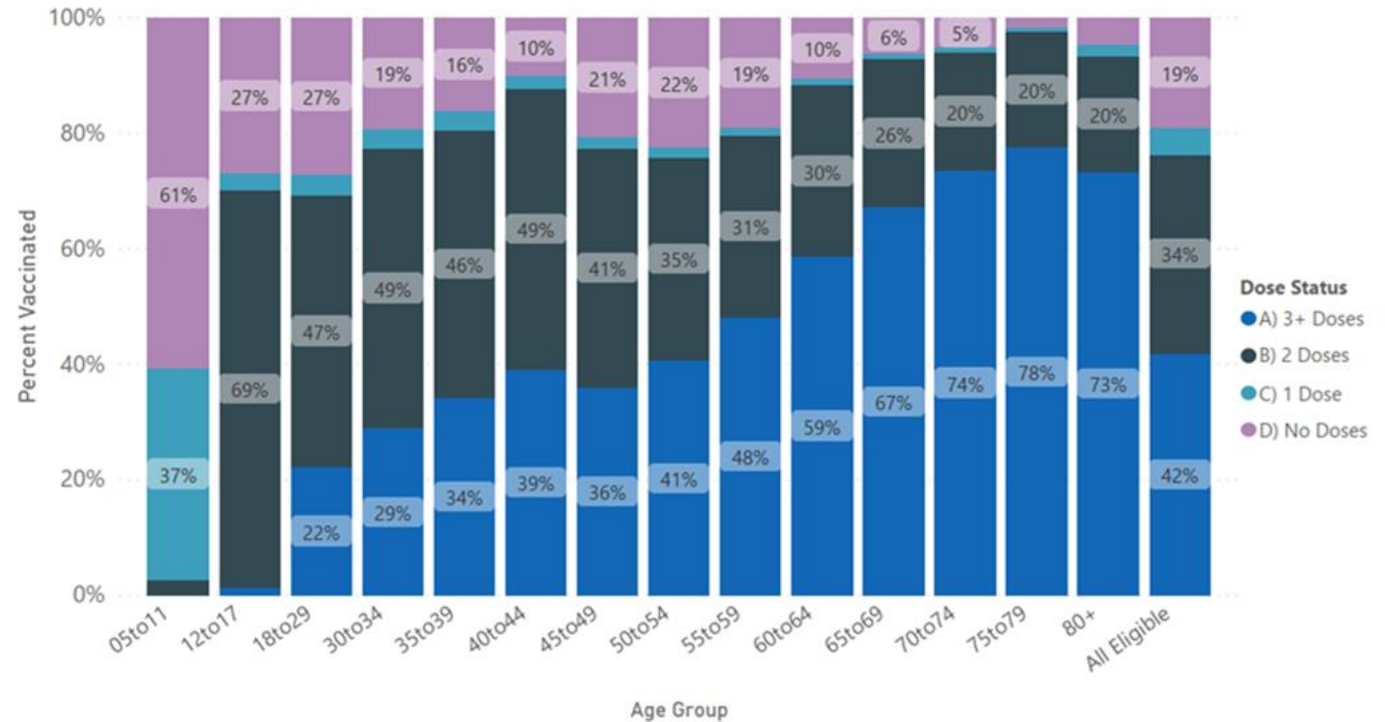
% Eligible Population (5+) with At Least 1 Dose
81.1%

% Eligible Population (5+) with At Least 2 Doses
76.3%

% Total Population with At Least 1 Dose
77.0%

% Total Population with At Least 2 Doses
72.4%

Vaccine Coverage by Age Group and Number of Doses Received

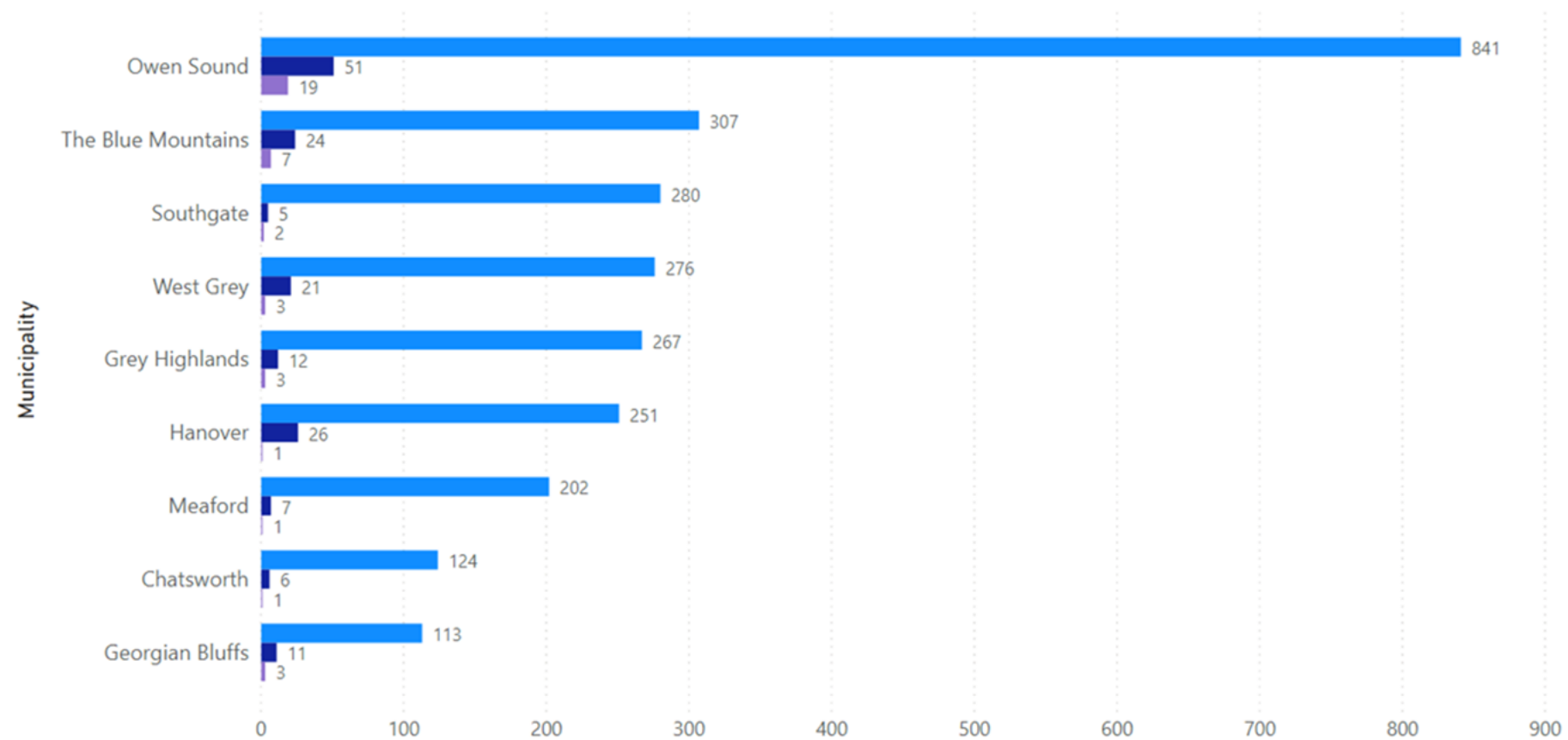


Data notes: Population coverage estimates represent residents of Grey Bruce who have received one or more doses of a COVID-19 vaccine, regardless of where the vaccine was received.
 Data source: Number of vaccinated clients extracted from COVax-ON via IntelliHEALTH. Population estimates: Statistics Canada for 2020, Ontario Ministry of Finance Population Projections by Census Division.
 Note that labels in the figure 'Vaccine Coverage by Age Group and Number of Doses Received' may not be visible if the percentage is small.
 Data last refreshed January 13, 2022. Data are refreshed daily on weekdays and are current up to 11:59 PM on the previous day.

Resolved and Active Cases by Municipality

Grey County

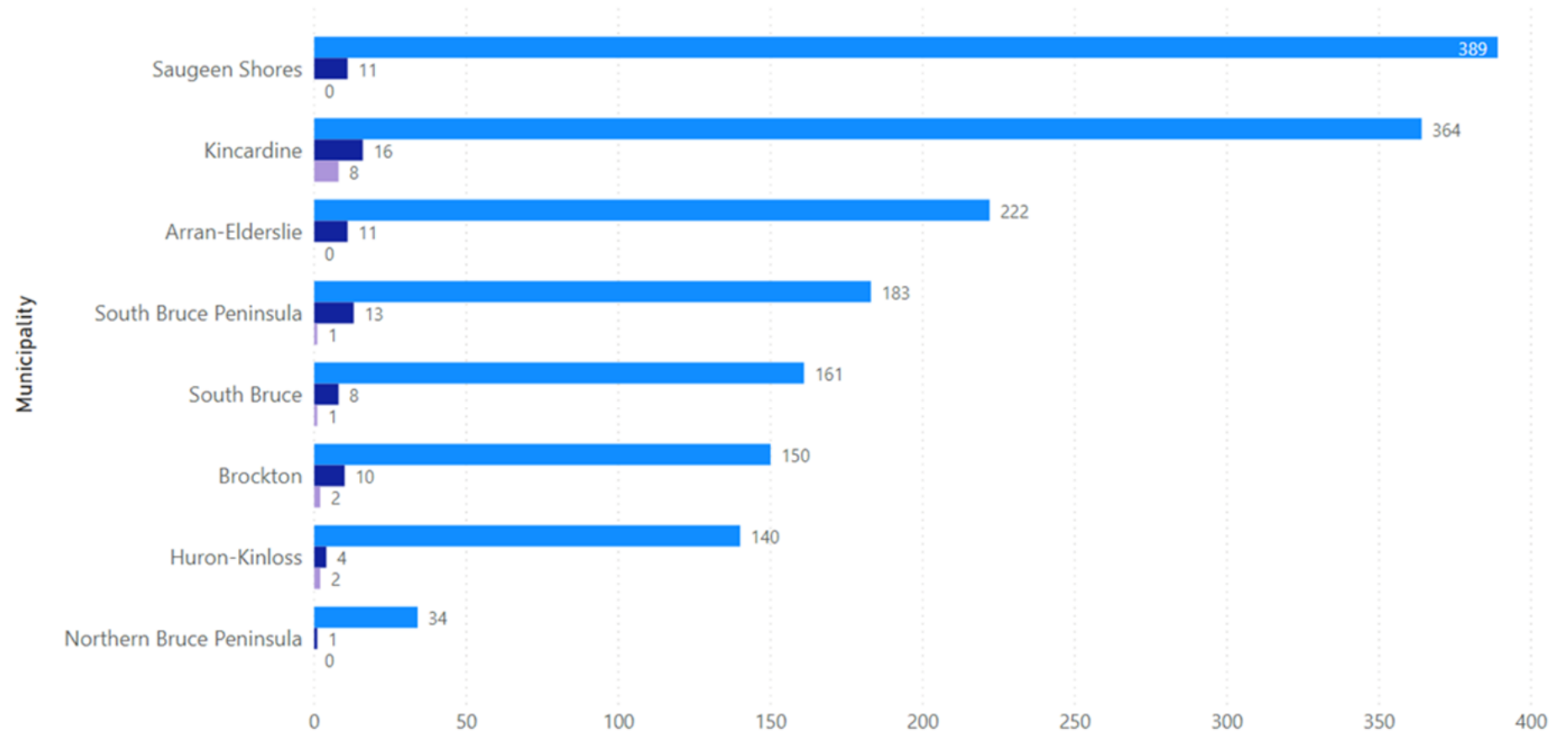
● Resolved Count ● Active Count ● New



Resolved and Active Cases by Municipality

Bruce County

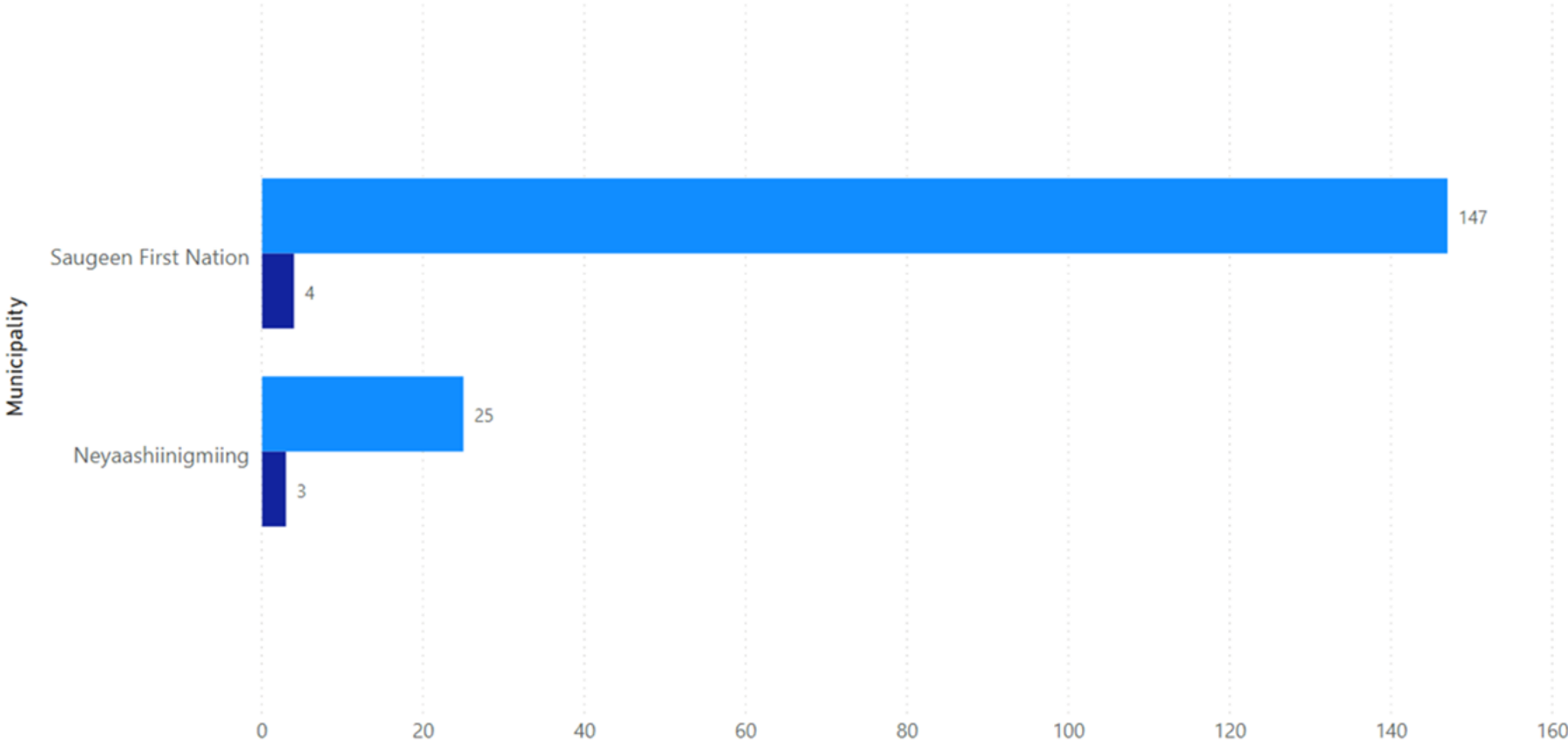
● Resolved Count ● Active Count ● New



Resolved and Active Cases by Municipality

First Nation Communities

● Resolved Count ● Active Count





Situation Report #666 COVID-19

Grey Bruce Health Unit | Incident Management System

January 12, 2022

Current Situation:, [Public Health Measures](#), [COVID-19 Vaccines for Grey Bruce](#), [COVID-19 Vaccine for Ontario](#)

Follow the 3 W's – Wash hands frequently, Watch distance (ideally 6ft), and Wear face covering correctly, and the 2 A's – Avoid Crowds and Arrange for outdoor activities instead of indoors whenever possible.

Hockey Hub Vaccine Clinics End Soon – BOOK YOUR APPOINTMENT NOW! –

[SEE THE SCHEDULE](#)

STAY HOME IF SICK

The Situation Report will be modified over the next few days as a result of shifting testing and case management protocols ([see Media Release](#)). All changes will be highlighted in the situation report the day of the change.

Case counts and vaccine data is taken from GBHU Epidemiological Reports as of 23:59 hrs, January 11, 2022:

All data is preliminary and subject to change. Future situation reports will be updated accordingly.

- 33 new cases reported in past 24 hours in Grey Bruce: 6 – Owen Sound, 4 – Hanover, 4 – The Blue Mountains, 3 – Arran-Elderslie, 2 – Brockton, 2 – Grey Highlands, 2 – Saugeen Shores, 2 – West Grey, 1 – Unknown, 1 – Chatsworth, 1 – Georgian Bluffs, 1 – Huron-Kinloss, 1 – Meaford, 1 – South Bruce, 1 – South Bruce Peninsula, 1 - Southgate
 - Please note – New cases reported are not an accurate representation of caseloads in the community due to **recent [changes in testing in Ontario](#)**.
 - Please Practice safely to [prevent COVID-19](#) at all times
- 4711 Confirmed Cases
- 238 active cases
- 4441 resolved cases
- 11 confirmed local active cases hospitalized in Grey Bruce due to COVID-19
 - 1 confirmed case from Grey Bruce is hospitalized outside of Grey Bruce due to COVID-19
- 19 deaths in Grey Bruce
 - +1 death related to a Grey Bruce resident that acquired the infection and was treated outside of Grey Bruce
 - +7 deaths related to Grey Bruce residents that acquired the infection in Grey Bruce however passed away outside of Grey Bruce
 - Local and Provincial data may not align as cases with unconfirmed cause of death are not included above but are included in the Provincial data.
- 215 cases reported in health care workers; reports health care workers living in Grey Bruce and working both in and outside Grey Bruce

Active Outbreaks

- 1 Facility(ies) in COVID-19 outbreak. Reported in [Hospitals](#)
 - Grey Bruce Health Services – Owen Sound Site
- 10 Facility(ies) in COVID-19 outbreak. Reported in [Long-Term Care/Retirement Homes](#)
 - Rockwood Terrace Long Term Care – Durham
 - Pinecrest Manor – Lucknow
 - Errinrunc Retirement & Nursing Home –Thornbury
 - McVean Lodge – Hanover
 - R-Villa Retirement Living – Ripley
 - Parkview Manor – Chesley
 - Mapleview Long-Term Care Home – Owen Sound
 - Lee Manor – Owen Sound
 - Grey Gables – Markdale
 - Maple Court Retirement Residence - Walkerton

Vaccine – for detailed information please visit [Website and Dashboard](#)

- 325,352 Total Doses of COVID-19 vaccine administered in Grey and Bruce
- 16,345 Doses given within the past week

Future Vaccination Planning: [Vaccine Schedule](#)

- Everyone aged 12-59 requiring first second or third doses requires an appointment at all clinics (no walk-ins). Everyone is strongly encouraged to book for all appointments; however those 60+ **may be** accommodated for walk-ins depending on clinic capacity.
- **Hockey Hubs end January 21, 2022 – [Book Now!](#)**
- See Vaccine Clinics – details at [Vaccine Schedule](#) (Make sure to scroll to the proper page of the schedule)
- [COVID-19 Vaccines \(publichealthgreybruce.on.ca\)](#)
- [Getting Your COVID-19 Vaccine \(publichealthgreybruce.on.ca\)](#)
- [Youth and COVID-19 Vaccines \(publichealthgreybruce.on.ca\)](#)

Actions Taken In the Past 24 Hours:

- GBHU COVID-19 Team continue with case and contact management, reporting, and responding to COVID-19 related calls. Contact tracing exceeds provincial targets with 100% of all cases contacted within 24 hours
- GBHU Team continue to ensure essential public health activities not related to COVID-19

Provincial COVID-19 Data - <https://covid-19.ontario.ca/data>

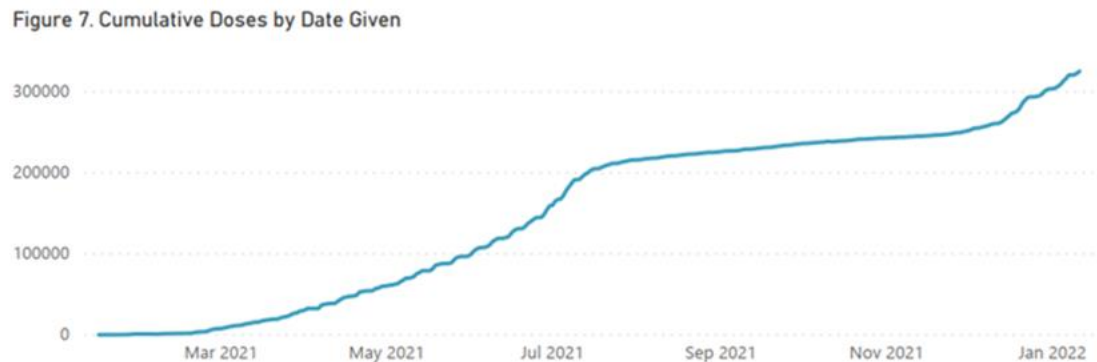
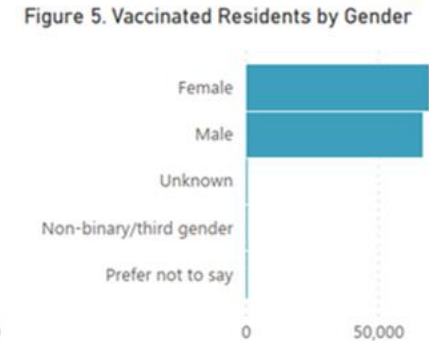
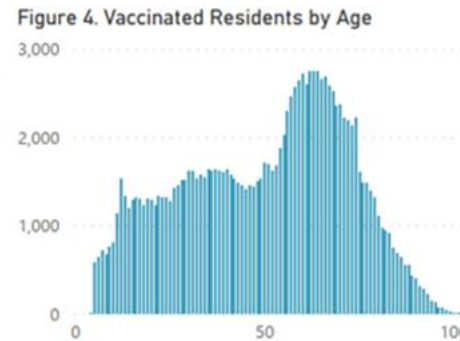
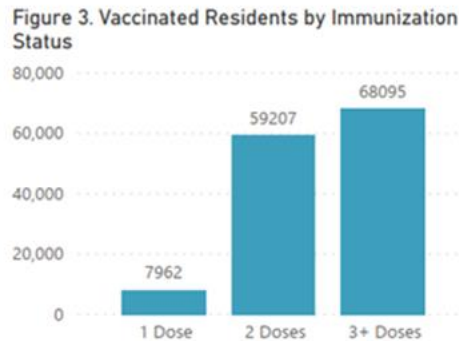
Media Relations

Media inquiries should be directed to Communications@publichealthgreybruce.on.ca 519-376-9420 or 1-800-263-3456 ext. 3940

VACCINE DATA OVERVIEW



GREY BRUCE COVID-19 VACCINATION OVERVIEW



Data notes: Figures 1, 2, 6, and 7 represent COVID-19 vaccines administered in the Grey Bruce Health Region, both by the Grey Bruce Health Unit and participating partner organizations. These figures include all doses administered in Grey Bruce, regardless of whether they were given to Grey Bruce residents. These include first, second and any subsequent doses, and do not represent a unique count of individuals. Figures 3, 4, and 5 represent residents of Grey Bruce, who have received one or more doses of a COVID-19 vaccine, regardless of where the vaccine was received. Data source: data extracted from COVax-ON via IntelliHEALTH.

Data last refreshed January 12, 2022. Data are refreshed daily on weekdays and are current up to 11:59 PM on the previous day.

GREY BRUCE COVID-19 VACCINATION COVERAGE



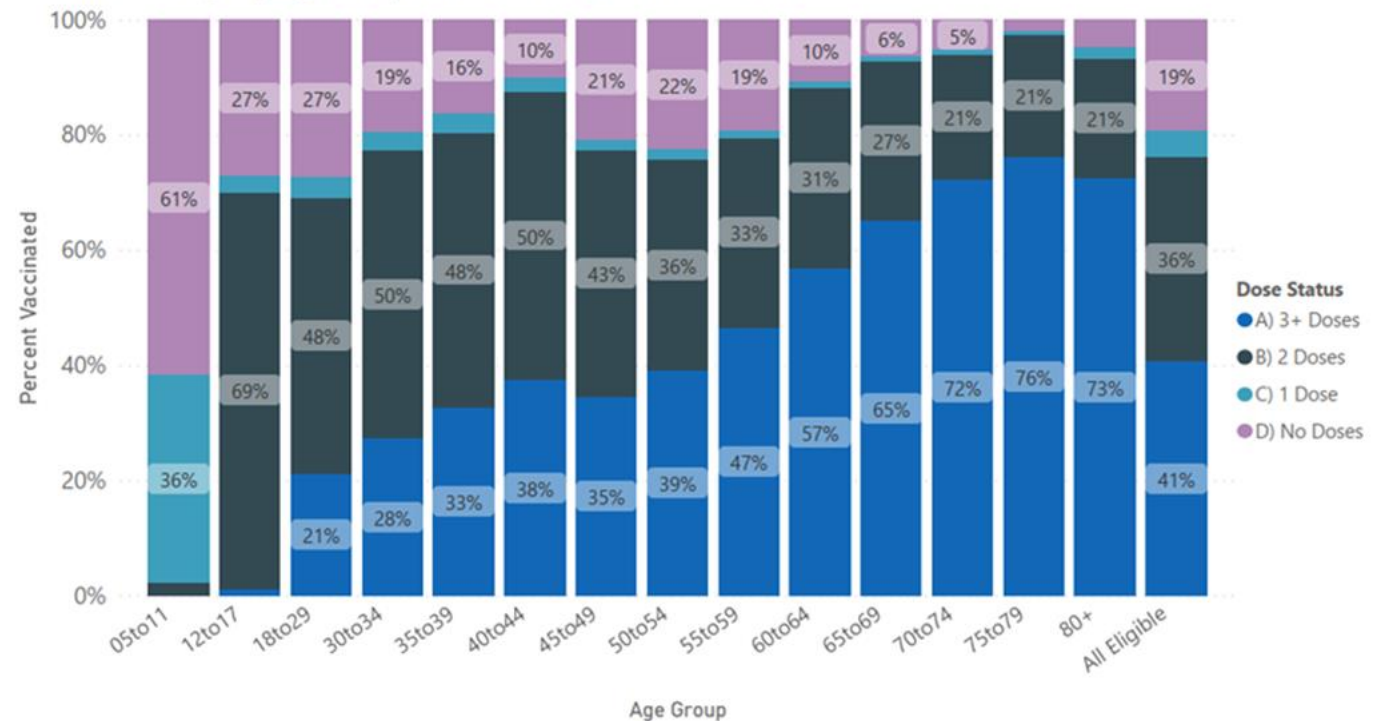
% Eligible Population (5+) with At Least 1 Dose
81.1%

% Eligible Population (5+) with At Least 2 Doses
76.3%

% Total Population with At Least 1 Dose
76.9%

% Total Population with At Least 2 Doses
72.4%

Vaccine Coverage by Age Group and Number of Doses Received

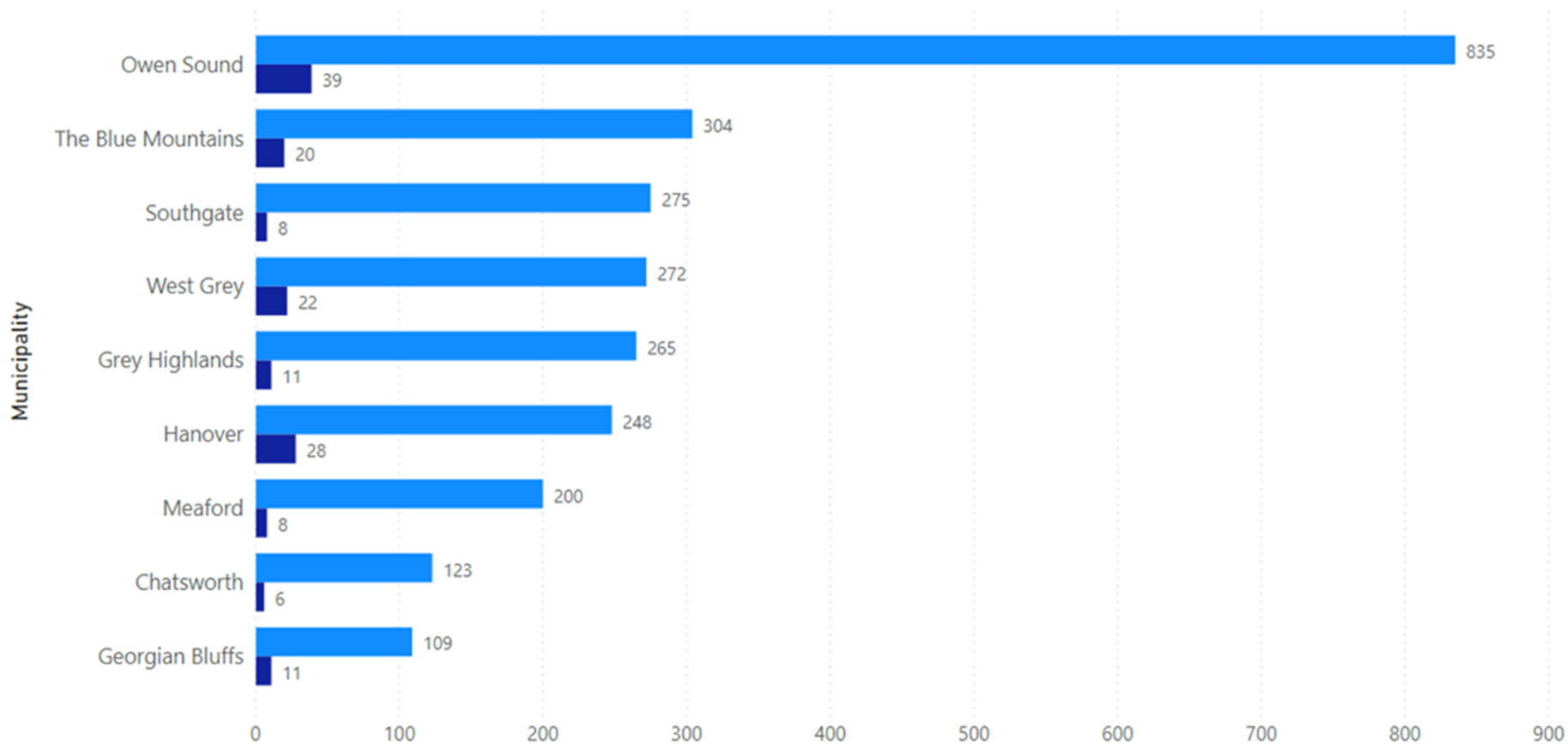


Data notes: Population coverage estimates represent residents of Grey Bruce who have received one or more doses of a COVID-19 vaccine, regardless of where the vaccine was received.
 Data source: Number of vaccinated clients extracted from COVax-ON via IntelliHEALTH. Population estimates: Statistics Canada for 2020, Ontario Ministry of Finance Population Projections by Census Division.
 Note that labels in the figure "Vaccine Coverage by Age Group and Number of Doses Received" may not be visible if the percentage is small.
 Data last refreshed January 12, 2022. Data are refreshed daily on weekdays and are current up to 11:59 PM on the previous day.

Resolved and Active Cases by Municipality

Grey County

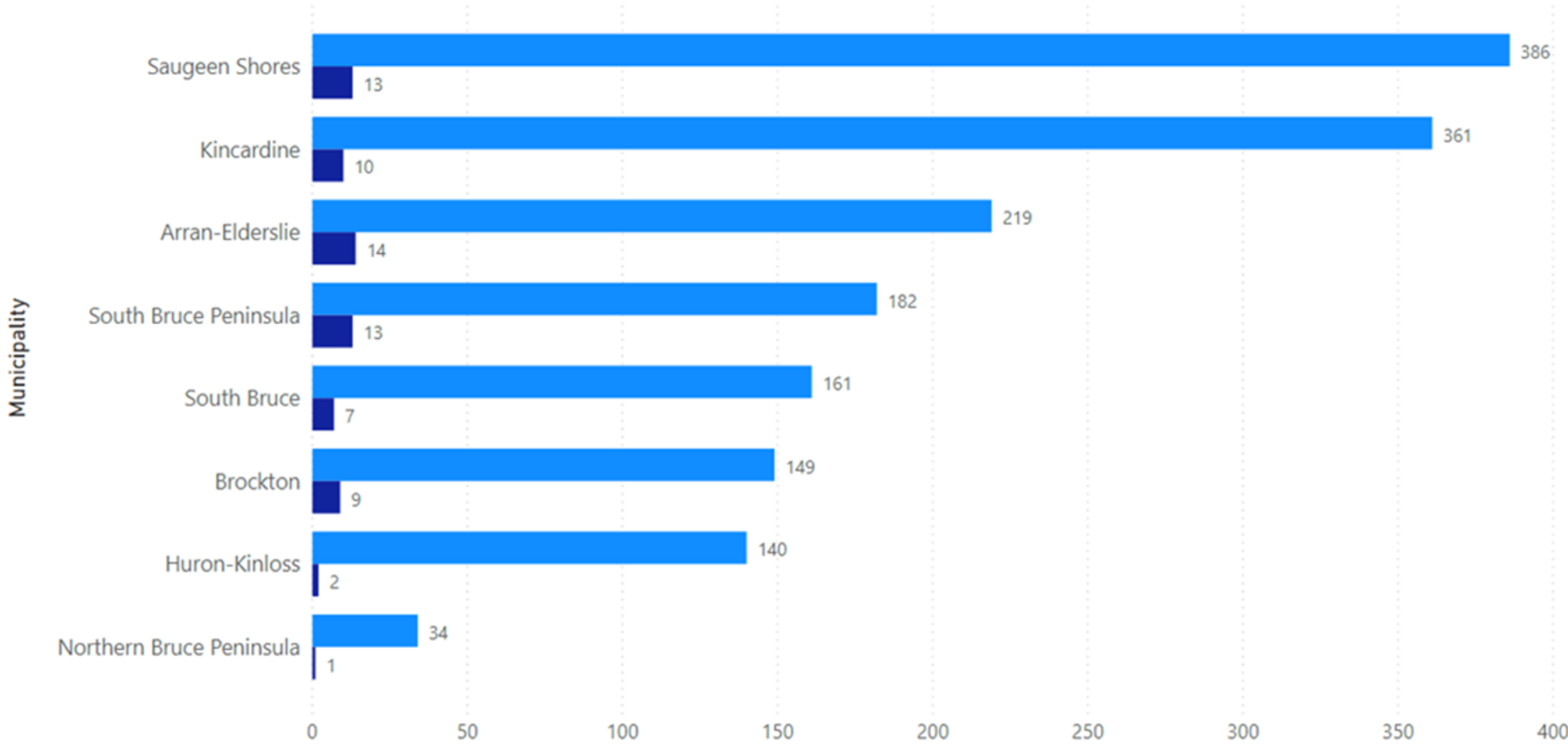
● Resolved Count ● Active Count



Resolved and Active Cases by Municipality

Bruce County

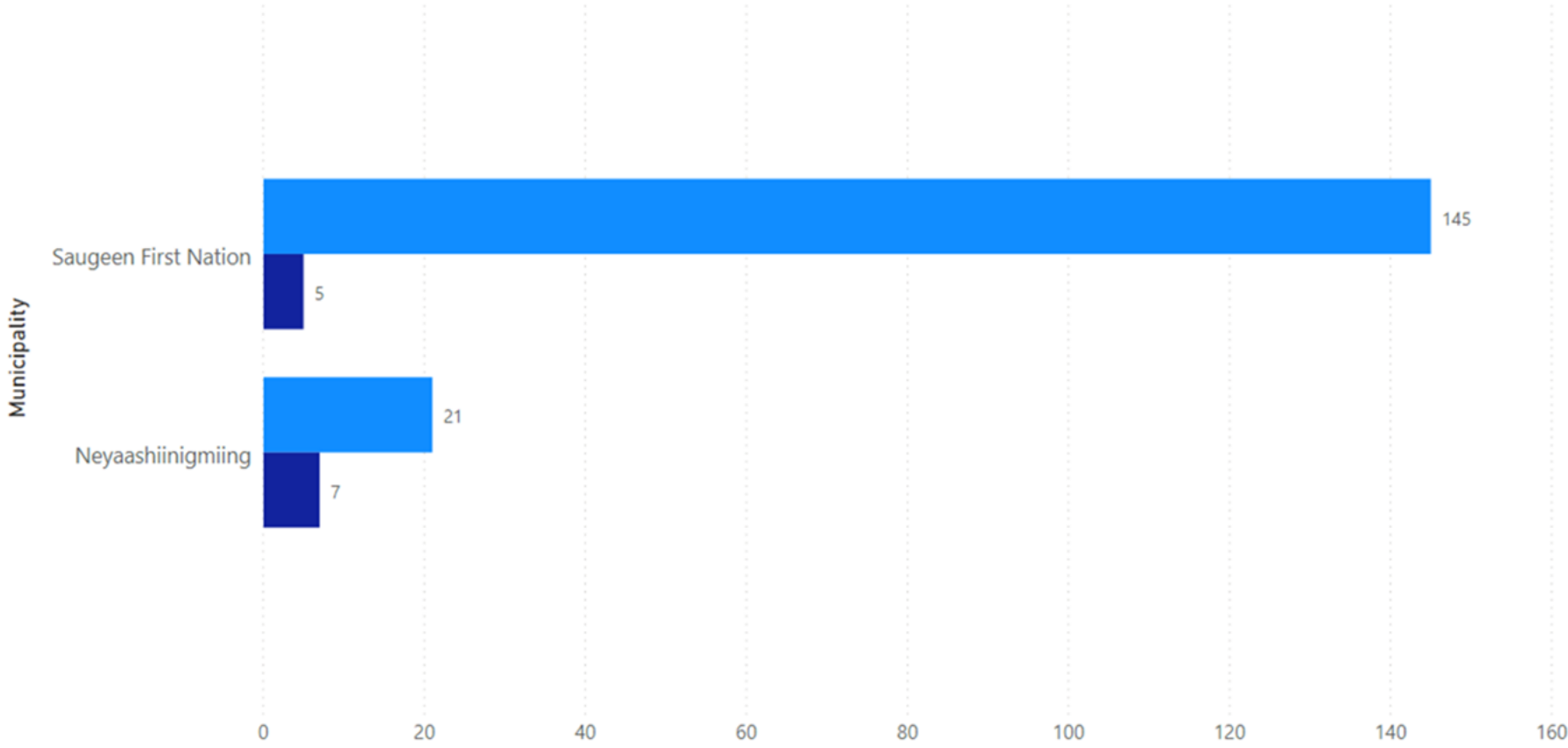
● Resolved Count ● Active Count



Resolved and Active Cases by Municipality

First Nation Communities

● Resolved Count ● Active Count





Situation Report #665 COVID-19

Grey Bruce Health Unit | Incident Management System

January 11, 2022

Current Situation:, [Public Health Measures](#), [COVID-19 Vaccines for Grey Bruce](#), [COVID-19 Vaccine for Ontario](#)

Follow the 3 W's – Wash hands frequently, Watch distance (ideally 6ft), and Wear face covering correctly, and the 2 A's – Avoid Crowds and Arrange for outdoor activities instead of indoors whenever possible.

Hockey Hub Vaccine Clinics End Soon – BOOK YOUR APPOINTMENT NOW! –

[SEE THE SCHEDULE](#)

STAY HOME IF SICK

The Situation Report will be modified over the next few days as a result of shifting testing and case management protocols ([see Media Release](#)). All changes will be highlighted in the situation report the day of the change.

Case counts and vaccine data is taken from GBHU Epidemiological Reports as of 23:59 hrs, January 10, 2022:

All data is preliminary and subject to change. Future situation reports will be updated accordingly.

- 41 new cases reported in past 24 hours in Grey Bruce: 7 – Owen Sound, 5 – Hanover, 4 – Saugeen Shores, 4 – West Grey, 3 – Brockton, 3 – Grey Highlands, 2 – Unknown, 2 – Arran-Elderslie, 2 – Chatsworth, 2 – Georgian Bluffs, 2 – Meaford, 1 – Huron-Kinloss, 1 – Kincardine, 1 – North Bruce Peninsula, 1 – South Bruce Peninsula, 1 – The Blue Mountains
 - Please note – New cases reported are not an accurate representation of caseloads in the community due to **recent [changes in testing in Ontario](#)**.
 - Please Practice safely to [prevent COVID-19](#) at all times
- 4673 Confirmed Cases
- 302 active cases
- 4341 resolved cases
- 7 confirmed local active cases hospitalized in Grey Bruce due to COVID-19
 - 2 confirmed case from Grey Bruce is hospitalized outside of Grey Bruce due to COVID-19
- 17 deaths in Grey Bruce
 - +1 death related to a Grey Bruce resident that acquired the infection and was treated outside of Grey Bruce
 - +7 deaths related to Grey Bruce residents that acquired the infection in Grey Bruce however passed away outside of Grey Bruce
 - Local and Provincial data may not align as cases with unconfirmed cause of death are not included above but are included in the Provincial data.
- 206 cases reported in health care workers; reports health care workers living in Grey Bruce and working both in and outside Grey Bruce

Active Outbreaks

- 1 Facility(ies) in COVID-19 outbreak. Reported in [Hospitals](#)
 - Grey Bruce Health Services – Owen Sound Site
- 9 Facility(ies) in COVID-19 outbreak. Reported in [Long-Term Care/Retirement Homes](#)
 - Rockwood Terrace Long Term Care – Durham
 - Pinecrest Manor – Lucknow
 - Errinrung Retirement & Nursing Home –Thornbury
 - McVean Lodge – Hanover
 - R-Villa Retirement Living – Ripley
 - Parkview Manor – Chesley
 - Mapleview Long-Term Care Home – Owen Sound
 - Lee Manor – Owen Sound
 - Grey Gables - Markdale

Vaccine – for detailed information please visit [Website and Dashboard](#)

- 322,500 Total Doses of COVID-19 vaccine administered in Grey and Bruce
- 15,926 Doses given within the past week

Future Vaccination Planning: [Vaccine Schedule](#)

- Everyone aged 12-59 requiring first second or third doses requires an appointment at all clinics (no walk-ins). Everyone is strongly encouraged to book for all appointments; however those 60+ may be accommodated for walk-ins depending on clinic capacity.
- **Hockey Hubs end January 21, 2022 – [Book Now!](#)**
- See Vaccine Clinics – details at [Vaccine Schedule](#) (Make sure to scroll to the proper page of the schedule)
- [COVID-19 Vaccines \(publichealthgreybruce.on.ca\)](#)
- [Getting Your COVID-19 Vaccine \(publichealthgreybruce.on.ca\)](#)
- [Youth and COVID-19 Vaccines \(publichealthgreybruce.on.ca\)](#)

Actions Taken In the Past 24 Hours:

- Media Release - [Updated - GBHU Vaccine Clinics January 10 – January 16](#)
- GBHU COVID-19 Team continue with case and contact management, reporting, and responding to COVID-19 related calls. Contact tracing exceeds provincial targets with 100% of all cases contacted within 24 hours
- GBHU Team continue to ensure essential public health activities not related to COVID-19

Provincial COVID-19 Data - <https://covid-19.ontario.ca/data>

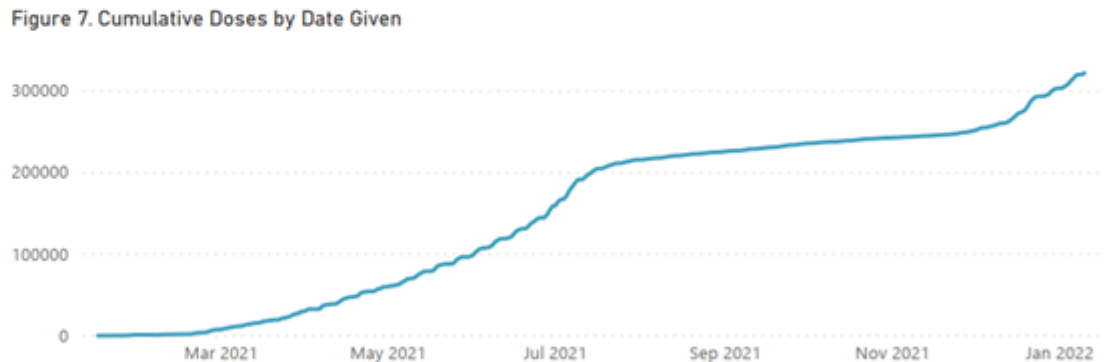
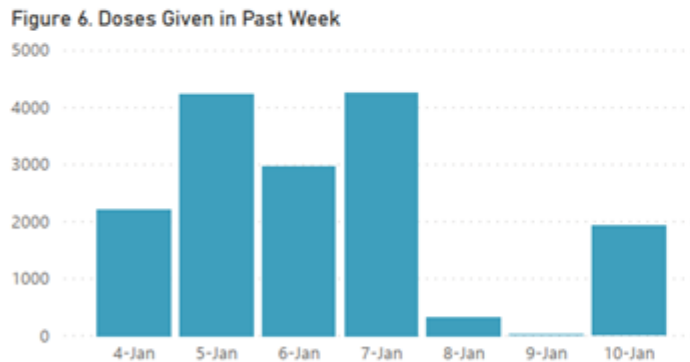
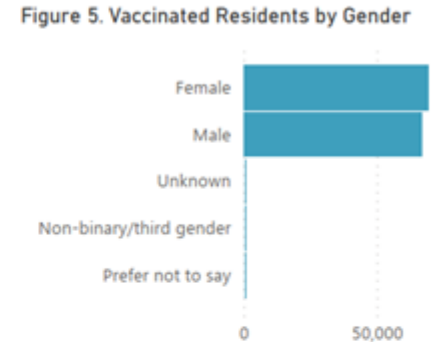
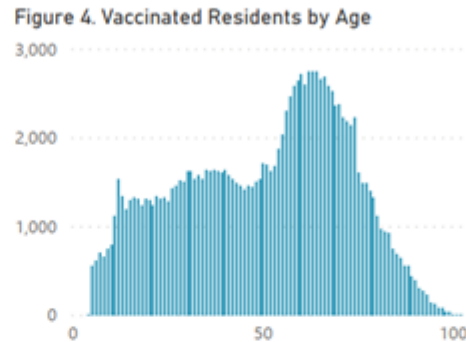
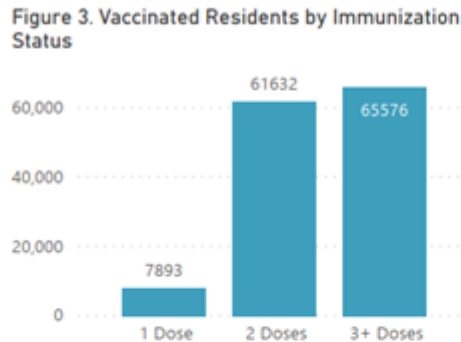
Media Relations

Media inquiries should be directed to Communications@publichealthgreybruce.on.ca 519-376-9420 or 1-800-263-3456 ext. 3940

VACCINE DATA OVERVIEW



GREY BRUCE COVID-19 VACCINATION OVERVIEW



Data notes: Figures 1, 2, 6, and 7 represent COVID-19 vaccines administered in the Grey Bruce Health Region, both by the Grey Bruce Health Unit and participating partner organizations. These figures include all doses administered in Grey Bruce, regardless of whether they were given to Grey Bruce residents. These include first, second and any subsequent doses, and do not represent a unique count of individuals. Figures 3, 4, and 5 represent residents of Grey Bruce, who have received one or more doses of a COVID-19 vaccine, regardless of where the vaccine was received. Data source: data extracted from COVax-ON via IntelliHEALTH.

Data last refreshed January 11, 2022. Data are refreshed daily on weekdays and are current up to 11:59 PM on the previous day.

GREY BRUCE COVID-19 VACCINATION COVERAGE



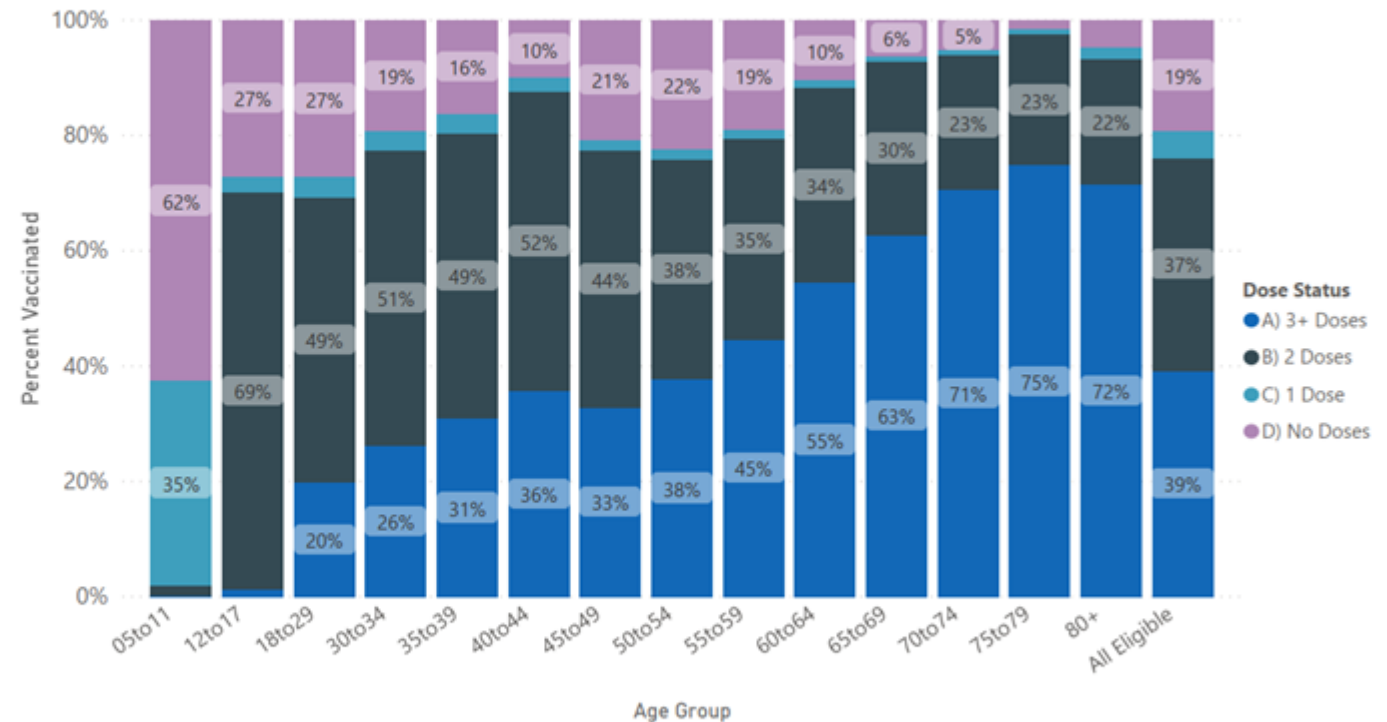
% Eligible Population (5+) with At Least 1 Dose
81.0%

% Eligible Population (5+) with At Least 2 Doses
76.2%

% Total Population with At Least 1 Dose
76.8%

% Total Population with At Least 2 Doses
72.3%

Vaccine Coverage by Age Group and Number of Doses Received

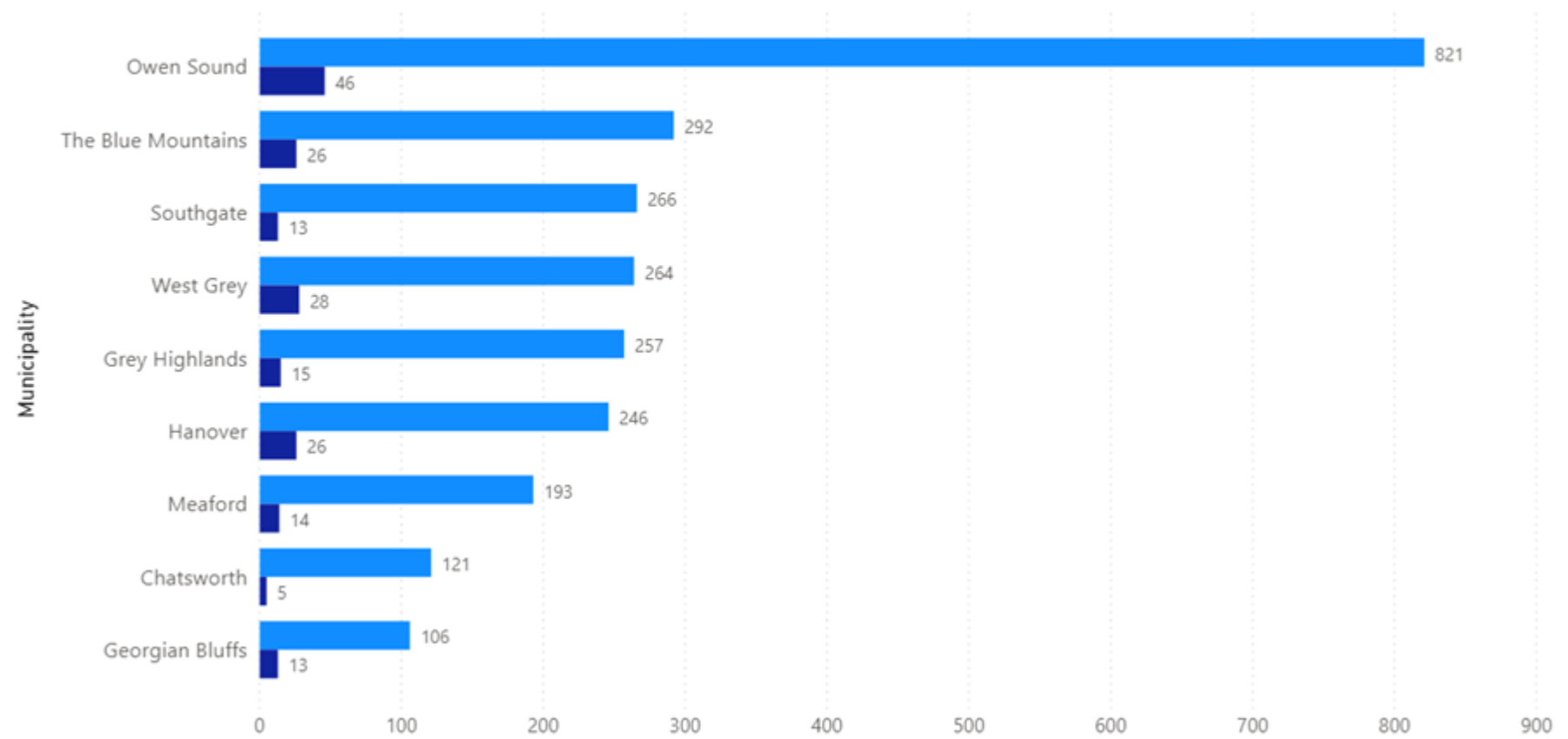


Data notes: Population coverage estimates represent residents of Grey Bruce who have received one or more doses of a COVID-19 vaccine, regardless of where the vaccine was received.
 Data source: Number of vaccinated clients extracted from COVax-ON via IntelliHEALTH. Population estimates: Statistics Canada for 2020, Ontario Ministry of Finance Population Projections by Census Division.
 Note that labels in the figure 'Vaccine Coverage by Age Group and Number of Doses Received' may not be visible if the percentage is small.
 Data last refreshed January 11, 2022. Data are refreshed daily on weekdays and are current up to 11:59 PM on the previous day.

Resolved and Active Cases by Municipality

Grey County

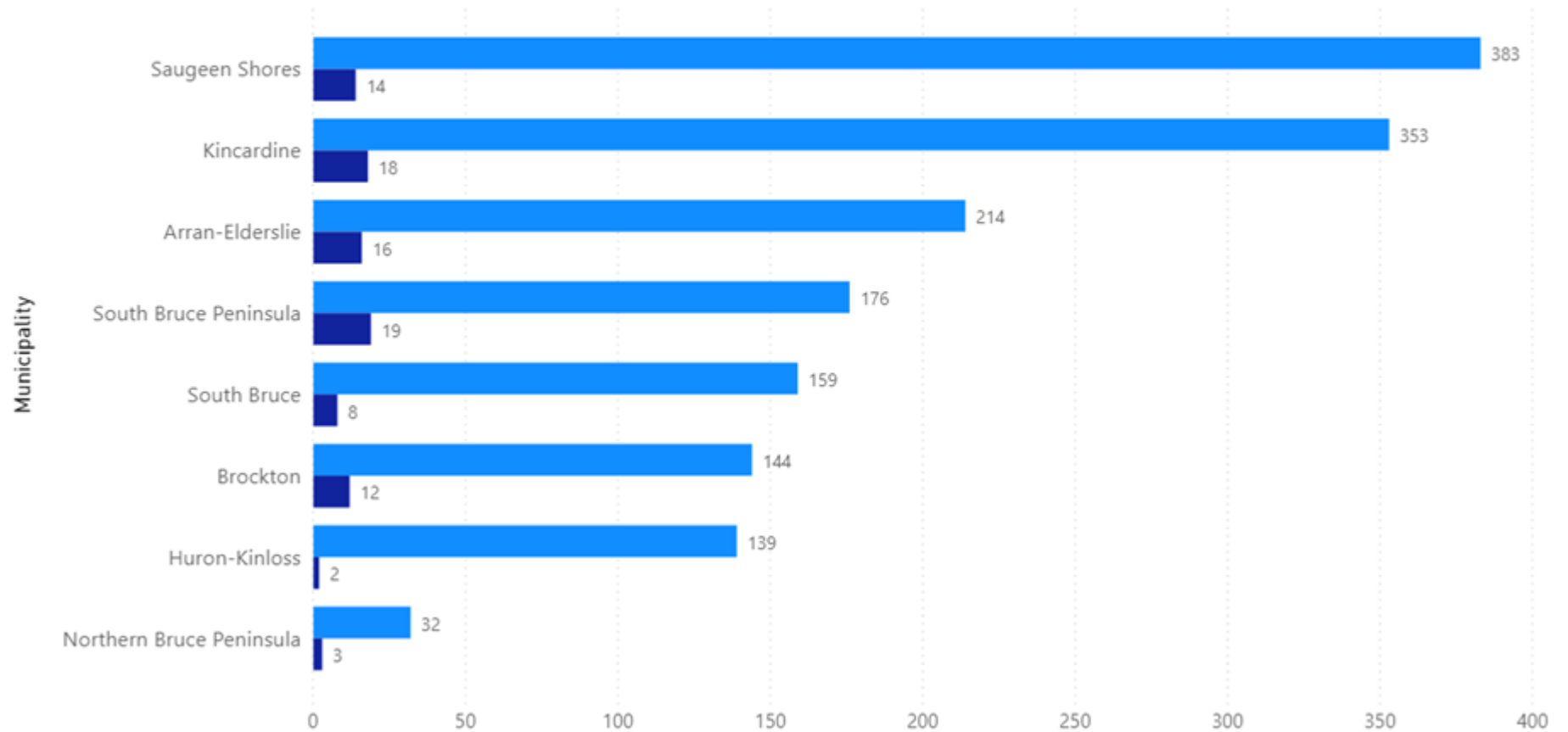
● Resolved Count ● Active Count



Resolved and Active Cases by Municipality

Bruce County

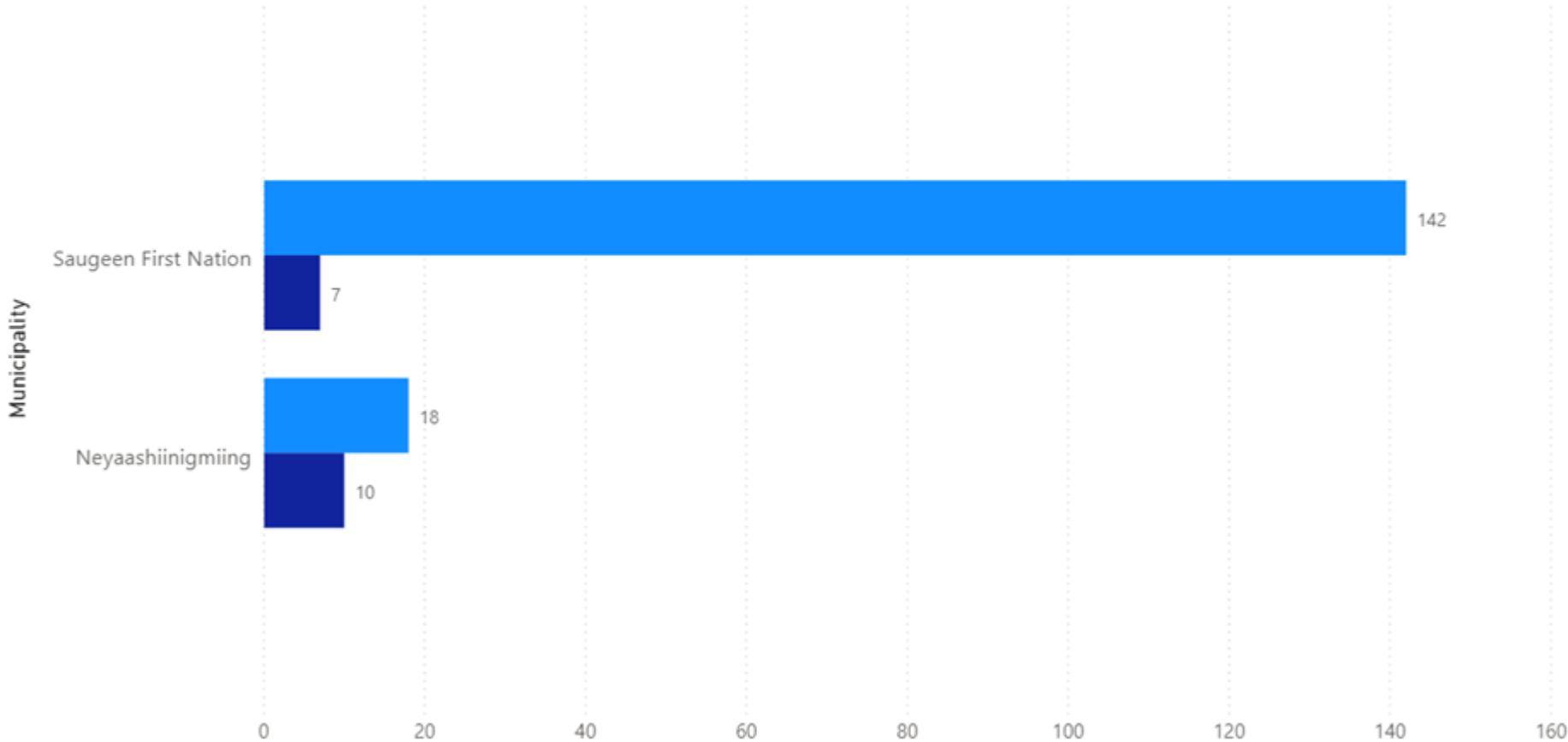
● Resolved Count ● Active Count



Resolved and Active Cases by Municipality

First Nation Communities

● Resolved Count ● Active Count





Situation Report #664 COVID-19

Grey Bruce Health Unit | Incident Management System

January 10, 2022

Current Situation:, [Public Health Measures](#), [COVID-19 Vaccines for Grey Bruce](#), [COVID-19 Vaccine for Ontario](#)

Follow the 3 W's – Wash hands frequently, Watch distance (ideally 6ft), and Wear face covering correctly, and the 2 A's – Avoid Crowds and Arrange for outdoor activities instead of indoors whenever possible.

Hockey Hub Vaccine Clinics End Soon – BOOK YOUR APPOINTMENT NOW! –

[SEE THE SCHEDULE](#)

STAY HOME IF SICK

The Situation Report will be modified over the next few days as a result of shifting testing and case management protocols ([see Media Release](#)). All changes will be highlighted in the situation report the day of the change.

Case counts and vaccine data is taken from GBHU Epidemiological Reports as of 23:59 hrs, January 9, 2022:

All data is preliminary and subject to change. Future situation reports will be updated accordingly.

- 67 new cases reported in past 24 hours in Grey Bruce: 13 - Owen Sound, 8 – The Blue Mountains, 6 – Grey Highlands, 6 – Kincardine, 5 – Georgian Bluffs, 5 – West Grey, 4 – Meaford, 4 – South Bruce Peninsula, 3 – Unknown, 3 – Arran-Elderslie, 2 – Brockton, 2 – Hanover, 1 – Chatsworth, 1 – Neyaashiinigmiing, 1 – Saugeen First Nation, 1 – Saugeen Shores, 1 – South Bruce, 1 – Southgate
 - Please note – New cases reported are not an accurate representation of caseloads in the community due to [recent changes in testing in Ontario](#).
 - Please Practice safely to [prevent COVID-19](#) at all times
- 4641 Confirmed Cases
- 414 active cases
- 4197 resolved cases
- 7 confirmed local active cases hospitalized in Grey Bruce due to COVID-19
 - 2 confirmed case from Grey Bruce is hospitalized outside of Grey Bruce due to COVID-19
- 17 deaths in Grey Bruce
 - +1 death related to a Grey Bruce resident that acquired the infection and was treated outside of Grey Bruce
 - +7 deaths related to Grey Bruce residents that acquired the infection in Grey Bruce however passed away outside of Grey Bruce
 - Local and Provincial data may not align as cases with unconfirmed cause of death are not included above but are included in the Provincial data.
- 180 cases reported in health care workers; reports health care workers living in Grey Bruce and working both in and outside Grey Bruce

Active Outbreaks (removal of schools and childcare settings due to change in case and contact management):

- 1 Facility(ies) in COVID-19 outbreak. Reported in [Hospitals](#)
 - Grey Bruce Health Services – Owen Sound Site
- 9 Facility(ies) in COVID-19 outbreak. Reported in [Long-Term Care/Retirement Homes](#)
 - Rockwood Terrace Long Term Care – Durham
 - Pinecrest Manor – Lucknow
 - Errinrung Retirement & Nursing Home –Thornbury
 - McVean Lodge – Hanover
 - R-Villa Retirement Living – Ripley
 - Parkview Manor – Chesley
 - Mapleview Long-Term Care Home – Owen Sound
 - Lee Manor – Owen Sound
 - Grey Gables - Markdale

Removed Dismissed School and Childcare Cohorts from Situation Report due to change in case and contact management

Vaccine – for detailed information please visit [Website and Dashboard](#)

- 319,675 Total Doses of COVID-19 vaccine administered in Grey and Bruce
- 15,751 Doses given within the past week

Future Vaccination Planning: [Vaccine Schedule](#)

- Walk-Ins are ONLY available to those 60 and over at **Hockey Hubs only**
- **Appointments are required for all other eligible groups at municipal and Hockey Hub Clinics.**
- **Hockey Hubs end January 21, 2022 – [Book Now!](#)**
- See Vaccine Clinics – details at [Vaccine Schedule](#) (Make sure to scroll to the proper page of the schedule)
- [COVID-19 Vaccines \(publichealthgreybruce.on.ca\)](#)
- [Getting Your COVID-19 Vaccine \(publichealthgreybruce.on.ca\)](#)
- [Youth and COVID-19 Vaccines \(publichealthgreybruce.on.ca\)](#)

Actions Taken In the Past 24 Hours:

- GBHU COVID-19 Team continue with case and contact management, reporting, and responding to COVID-19 related calls. Contact tracing exceeds provincial targets with 100% of all cases contacted within 24 hours
- GBHU Team continue to ensure essential public health activities not related to COVID-19

Provincial COVID-19 Data - <https://covid-19.ontario.ca/data>

Media Relations

Media inquiries should be directed to Communications@publichealthgreybruce.on.ca 519-376-9420 or 1-800-263-3456 ext. 3940

VACCINE DATA OVERVIEW



GREY BRUCE COVID-19 VACCINATION OVERVIEW

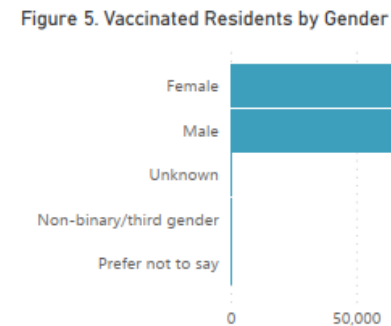
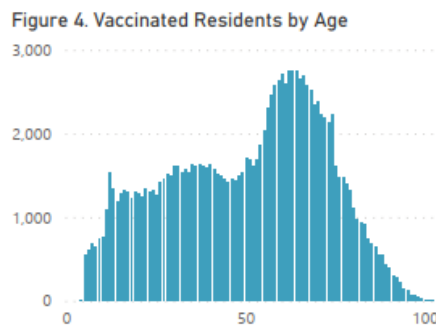
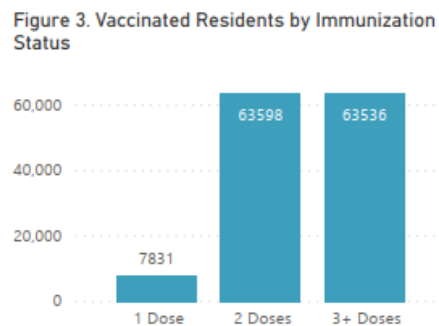
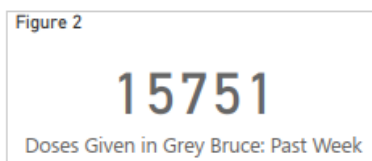



Figure 6. Doses Given in Past Week

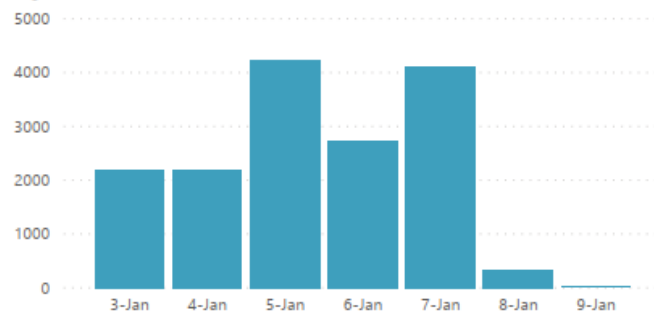
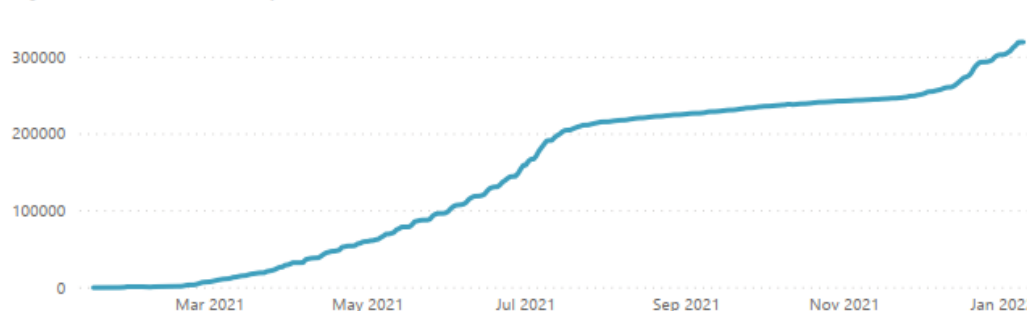


Figure 7. Cumulative Doses by Date Given



Data notes: Figures 1, 2, 6, and 7 represent COVID-19 vaccines administered in the Grey Bruce Health Region, both by the Grey Bruce Health Unit and participating partner organizations. These figures include all doses administered in Grey Bruce, regardless of whether they were given to Grey Bruce residents. These include first, second and any subsequent doses, and do not represent a unique count of individuals.

Figures 3, 4, and 5 represent residents of Grey Bruce, who have received one or more doses of a COVID-19 vaccine, regardless of where the vaccine was received

Data source: data extracted from COVax-ON via IntelliHEALTH.

Data last refreshed January 10, 2022. Data are refreshed daily on weekdays and are current up to 11:59 PM on the previous day.

GREY BRUCE COVID-19 VACCINATION COVERAGE



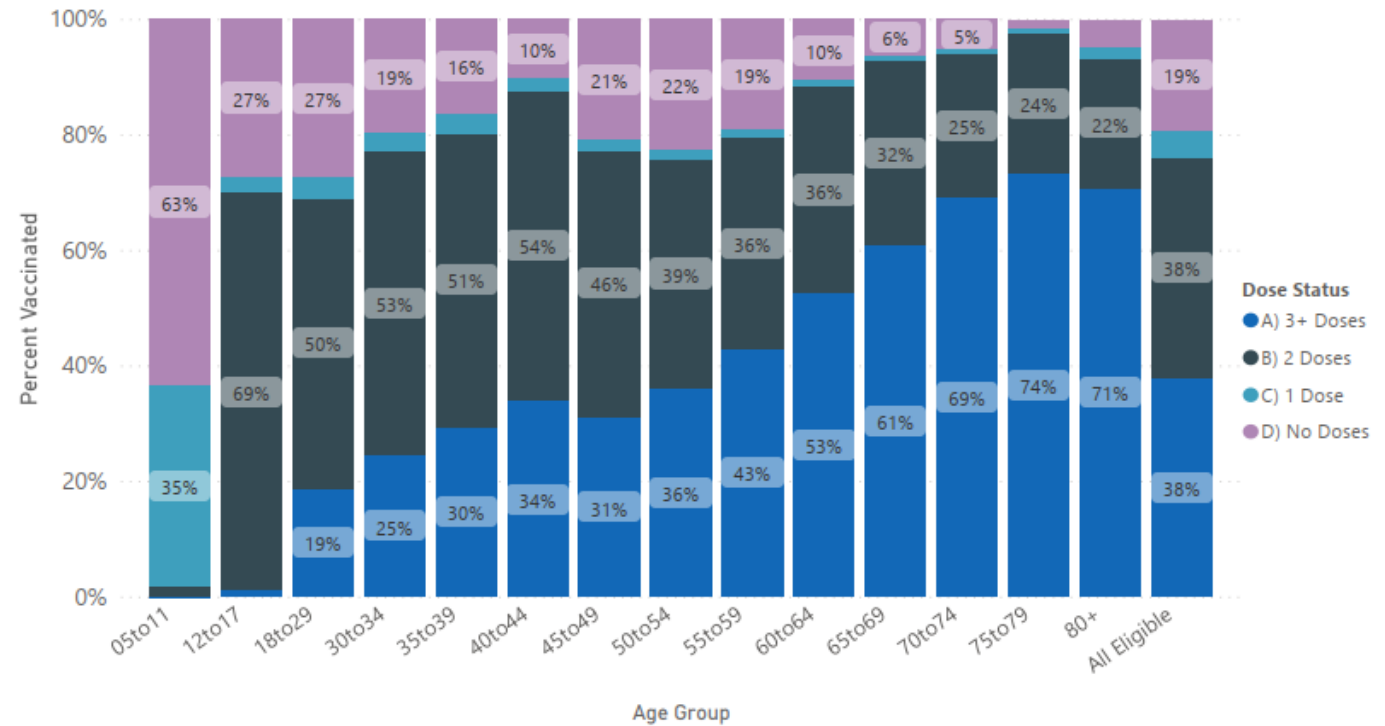
% Eligible Population (5+) with At Least 1 Dose
80.9%

% Eligible Population (5+) with At Least 2 Doses
76.2%

% Total Population with At Least 1 Dose
76.7%

% Total Population with At Least 2 Doses
72.3%

Vaccine Coverage by Age Group and Number of Doses Received

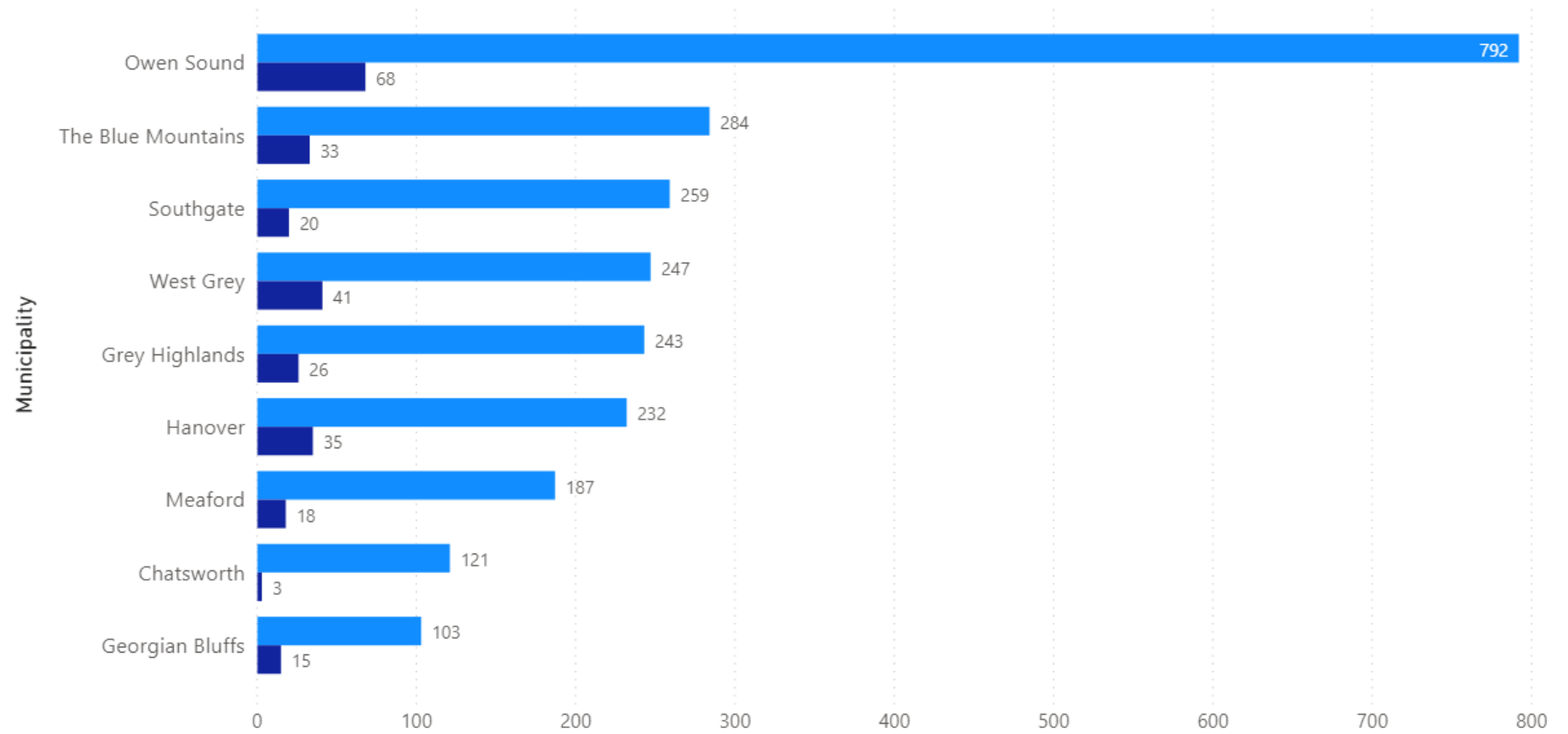


Data notes: Population coverage estimates represent residents of Grey Bruce who have received one or more doses of a COVID-19 vaccine, regardless of where the vaccine was received.
 Data source: Number of vaccinated clients extracted from COVax-ON via IntelliHEALTH. Population estimates: Statistics Canada for 2020, Ontario Ministry of Finance Population Projections by Census Division.
 Note that labels in the figure 'Vaccine Coverage by Age Group and Number of Doses Received' may not be visible if the percentage is small.
 Data last refreshed January 10, 2022. Data are refreshed daily on weekdays and are current up to 11:59 PM on the previous day.

Resolved and Active Cases by Municipality

Grey County

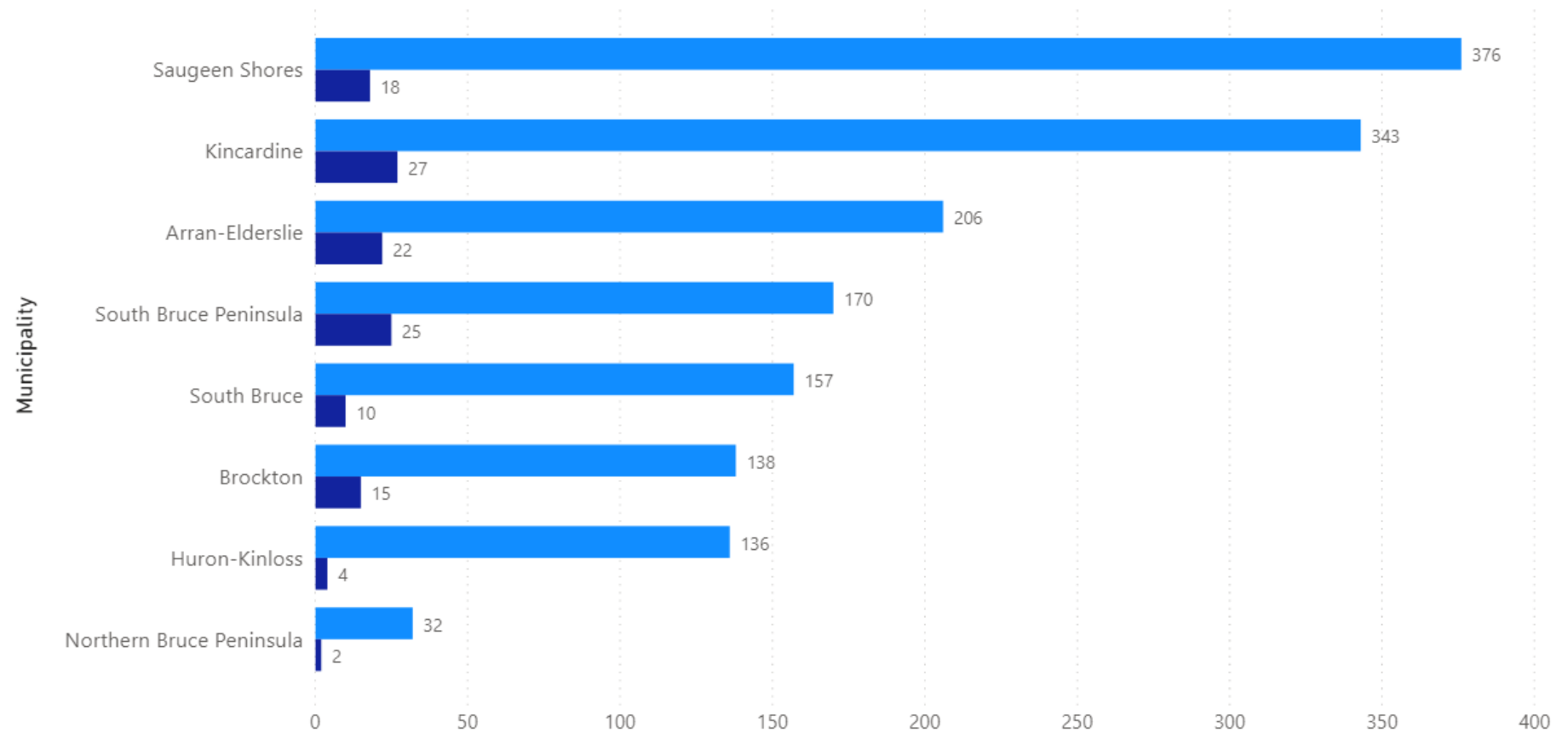
● Resolved Count ● Active Count



Resolved and Active Cases by Municipality

Bruce County

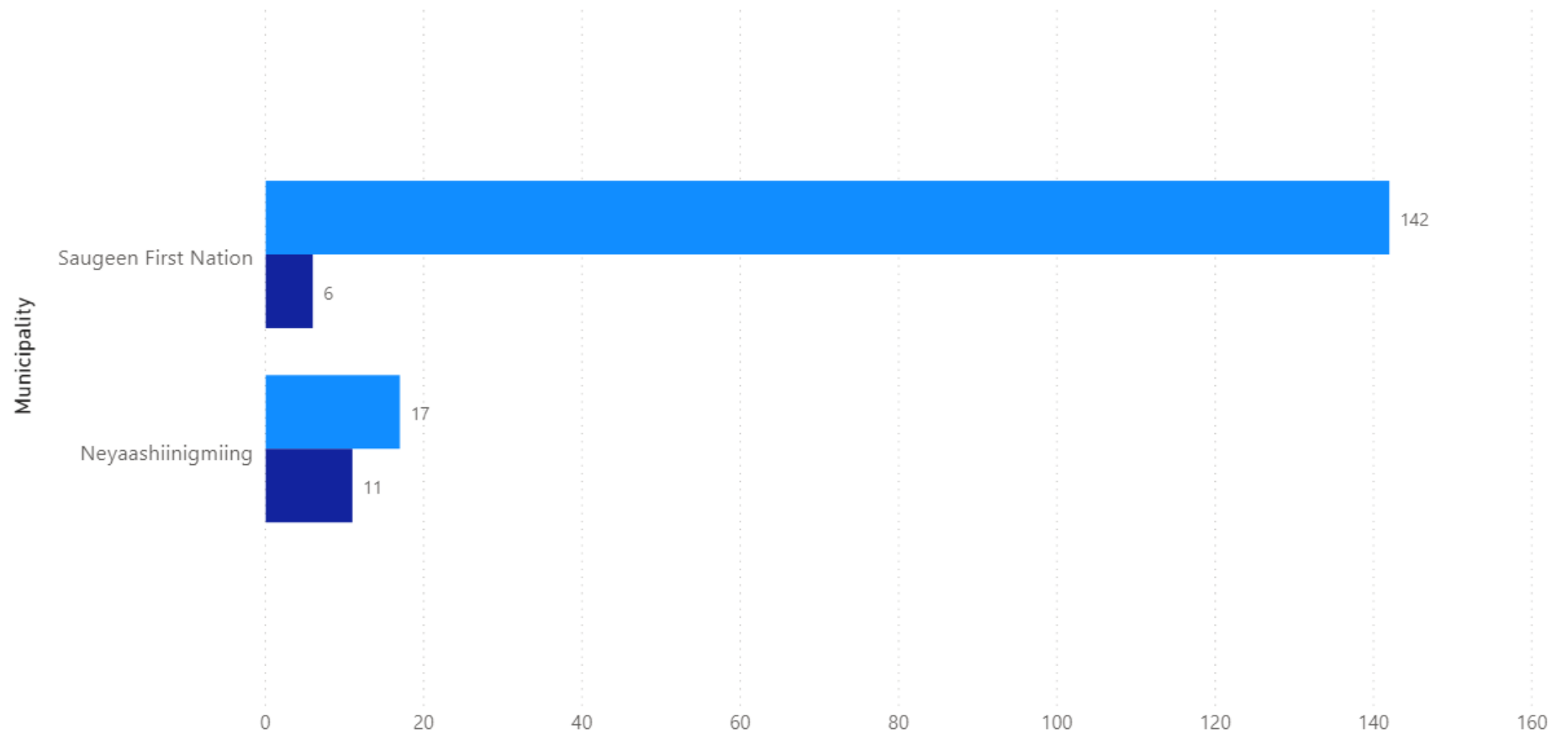
● Resolved Count ● Active Count



Resolved and Active Cases by Municipality

First Nation Communities

● Resolved Count ● Active Count





Situation Report #663 COVID-19

Grey Bruce Health Unit | Incident Management System

January 9, 2022

Current Situation:, [Public Health Measures](#), [COVID-19 Vaccines for Grey Bruce](#), [COVID-19 Vaccine for Ontario](#)

Follow the 3 W's – Wash hands frequently, Watch distance (ideally 6ft), and Wear face covering correctly, and the 2 A's – Avoid Crowds and Arrange for outdoor activities instead of indoors whenever possible.

Hockey Hub Vaccine Clinics End Soon – BOOK YOUR APPOINTMENT NOW! –

[SEE THE SCHEDULE](#)

STAY HOME IF SICK

The Situation Report will be modified over the next few days as a result of shifting testing and case management protocols ([see Media Release](#)). All changes will be highlighted in the situation report the day of the change.

Case counts and vaccine data is taken from GBHU Epidemiological Reports as of 23:59 hrs, January 8, 2022:

All data is preliminary and subject to change. Future situation reports will be updated accordingly.

- 60 new cases reported in past 24 hours in Grey Bruce: 13 – West Grey, 12 – The Blue Mountains, 5 – Southgate, 4 – Arran-Elderslie, 4 – Georgian Bluffs, 4 – Hanover, 4 – Owen Sound, 4 – Saugeen Shores, 3 – Grey Highlands, 3 – Meaford, 2 – Brockton, 1 – Chatsworth, 1 – South Bruce Peninsula
- 4575 Confirmed Cases
- 395 active cases
- 4148 resolved cases
- 4 confirmed local active cases hospitalized in Grey Bruce due to COVID-19
 - 3 confirmed case from Grey Bruce is hospitalized outside of Grey Bruce due to COVID-19
- 17 deaths in Grey Bruce
 - +1 death related to a Grey Bruce resident that acquired the infection and was treated outside of Grey Bruce
 - +7 deaths related to Grey Bruce residents that acquired the infection in Grey Bruce however passed away outside of Grey Bruce
 - Local and Provincial data may not align as cases with unconfirmed cause of death are not included above but are included in the Provincial data.
- 165 cases reported in health care workers; reports health care workers living in Grey Bruce and working both in and outside Grey Bruce

Active Outbreaks:

- 1 Facility(ies) in COVID-19 outbreak. Reported in [Hospitals](#)
 - Grey Bruce Health Services – Owen Sound Site

- 6 Facility(ies) in COVID-19 outbreak. Reported in [Long-Term Care/Retirement Homes](#)
 - Rockwood Terrace Long Term Care
 - Pinecrest Manor
 - Errinrung Retirement & Nursing Home
 - McVean Lodge – Hanover
 - R-Villa Retirement Living – Ripley
 - Parkview Manor - Chesley
- 0 Facility(ies) in COVID-19 outbreak. Reported in [Schools](#)
- 0 Facility(ies) in COVID-19 outbreak. Reported in [Childcare Centres](#)

Dismissed Cohort(s) – based on 1 case (probable or confirmed) - (more than 1 confirmed case with evidence of transmission within the school environment removes the school from this list and moves it to the outbreak list – see above):

- [0 Childcare Facility\(ies\) reporting dismissed cohort\(s\)](#)
- [0 School\(s\) reporting dismissed cohorts\(s\)](#)

Vaccine – for detailed information please visit [Website and Dashboard](#)

- 313,312 Total Doses of COVID-19 vaccine administered in Grey and Bruce
- 11,886 Doses given within the past week

Future Vaccination Planning: [Vaccine Schedule](#)

- Walk-Ins are ONLY available to those 60 and over at **Hockey Hubs only**
- **Appointments are required for all other eligible groups at municipal and Hockey Hub Clinics.**
- **Hockey Hubs end January 21, 2022 – [Book Now!](#)**
- See Vaccine Clinics – details at [Vaccine Schedule](#) (Make sure to scroll to the proper page of the schedule)
- [COVID-19 Vaccines \(publichealthgreybruce.on.ca\)](#)
- [Getting Your COVID-19 Vaccine \(publichealthgreybruce.on.ca\)](#)
- [Youth and COVID-19 Vaccines \(publichealthgreybruce.on.ca\)](#)

Actions Taken In the Past 24 Hours:

- GBHU COVID-19 Team continue with case and contact management, reporting, and responding to COVID-19 related calls. Contact tracing exceeds provincial targets with 100% of all cases contacted within 24 hours
- GBHU Team continue to ensure essential public health activities not related to COVID-19

Provincial COVID-19 Data - <https://covid-19.ontario.ca/data>

- [Provincial Testing Data](#)
- [Provincial Hospitalization Data](#)
- [Provincial Likely Source of Infection Data](#)
- [Raw Data to Download - Provincial](#)

Media Relations

Media inquiries should be directed to Communications@publichealthgreybruce.on.ca 519-376-9420 or 1-800-263-3456 ext. 3940

Vaccine Data Overview not available on holidays and weekends. Will be updated on Monday January 10, 2022

Resolved and Active Case by Municipality data not available on holidays and weekends. Will be updated Monday January 10, 2022



Situation Report #662 COVID-19

Grey Bruce Health Unit | Incident Management System

January 8, 2022

Current Situation:, [Public Health Measures](#), [COVID-19 Vaccines for Grey Bruce](#), [COVID-19 Vaccine for Ontario](#)

Follow the 3 W's – Wash hands frequently, Watch distance (ideally 6ft), and Wear face covering correctly, and the 2 A's – Avoid Crowds and Arrange for outdoor activities instead of indoors whenever possible.

Hockey Hub Vaccine Clinics End Soon – BOOK YOUR APPOINTMENT NOW! –

[SEE THE SCHEDULE](#)

STAY HOME IF SICK

The Situation Report will be modified over the next few days as a result of shifting testing and case management protocols ([see Media Release](#)). All changes will be highlighted in the situation report the day of the change.

Case counts and vaccine data is taken from GBHU Epidemiological Reports as of 23:59 hrs, January 7, 2022:

All data is preliminary and subject to change. Future situation reports will be updated accordingly.

- 88 new cases reported in past 24 hours in Grey Bruce: 15 – Owen Sound, 12 – Hanover, 8 – Brockton, 7 – Grey Highlands, 7 – Southgate, 6 – Kincardine, 5 – Arran-Elderslie, 5 – South Bruce, 4 – South Bruce Peninsula, 3 – Meaford, 3 – Saugeen First Nation, 2 – Chatsworth, 2 – Georgian Bluffs, 2 – Northern Bruce Peninsula, 2 – Saugeen Shores, 2 – The Blue Mountains, 2 – West Grey, 1 – Huron-Kinloss
- 4509 Confirmed Cases
- 383 active cases
- 4094 resolved cases
- 9 confirmed local active cases hospitalized in Grey Bruce due to COVID-19
 - 1 confirmed case from Grey Bruce is hospitalized outside of Grey Bruce due to COVID-19
- 17 deaths in Grey Bruce
 - +1 death related to a Grey Bruce resident that acquired the infection and was treated outside of Grey Bruce
 - +7 deaths related to Grey Bruce residents that acquired the infection in Grey Bruce however passed away outside of Grey Bruce
 - Local and Provincial data may not align as cases with unconfirmed cause of death are not included above but are included in the Provincial data.
- 153 cases reported in health care workers; reports health care workers living in Grey Bruce and working both in and outside Grey Bruce

Active Outbreaks:

- 1 Facility(ies) in COVID-19 outbreak. Reported in [Hospitals](#)

- Grey Bruce Health Services – Owen Sound Site
- 4 Facility(ies) in COVID-19 outbreak. Reported in [Long-Term Care/Retirement Homes](#)
 - Rockwood Terrace Long Term Care
 - Pinecrest Manor
 - Errinrung Retirement & Nursing Home
 - McVean Lodge - Hanover
- 0 Facility(ies) in COVID-19 outbreak. Reported in [Schools](#)
- 0 Facility(ies) in COVID-19 outbreak. Reported in [Childcare Centres](#)

Dismissed Cohort(s) – based on 1 case (probable or confirmed) - (more than 1 confirmed case with evidence of transmission within the school environment removes the school from this list and moves it to the outbreak list – see above):

- [0 Childcare Facility\(ies\) reporting dismissed cohort\(s\)](#)
- [0 School\(s\) reporting dismissed cohorts\(s\)](#)

Vaccine – for detailed information please visit [Website and Dashboard](#)

- 313,312 Total Doses of COVID-19 vaccine administered in Grey and Bruce
- 11,886 Doses given within the past week

Future Vaccination Planning: [Vaccine Schedule](#)

- Walk-Ins are ONLY available to those 60 and over at **Hockey Hubs only**
- **Appointments are required for all other eligible groups at municipal and Hockey Hub Clinics.**
- **Hockey Hubs end January 21, 2022 – Book Now!**
- See Vaccine Clinics – details at [Vaccine Schedule](#) (Make sure to scroll to the proper page of the schedule)
- [COVID-19 Vaccines \(publichealthgreybruce.on.ca\)](#)
- [Getting Your COVID-19 Vaccine \(publichealthgreybruce.on.ca\)](#)
- [Youth and COVID-19 Vaccines \(publichealthgreybruce.on.ca\)](#)

Actions Taken In the Past 24 Hours:

- GBHU COVID-19 Team continue with case and contact management, reporting, and responding to COVID-19 related calls. Contact tracing exceeds provincial targets with 100% of all cases contacted within 24 hours
- GBHU Team continue to ensure essential public health activities not related to COVID-19

Provincial COVID-19 Data - <https://covid-19.ontario.ca/data>

- [Provincial Testing Data](#)
- [Provincial Hospitalization Data](#)
- [Provincial Likely Source of Infection Data](#)
- [Raw Data to Download - Provincial](#)

Media Relations

Media inquiries should be directed to Communications@publichealthgreybruce.on.ca 519-376-9420 or 1-800-263-3456 ext. 3940

Vaccine Data Overview not available on holidays and weekends. Will be updated on Tuesday January 4, 2022

Resolved and Active Case by Municipality data not available on holidays and weekends. Will be updated Tuesday January 4, 2022



Situation Report #661 COVID-19

Grey Bruce Health Unit | Incident Management System

January 7, 2022

Current Situation:, [Public Health Measures](#), [COVID-19 Vaccines for Grey Bruce](#), [COVID-19 Vaccine for Ontario](#)

Follow the 3 W's – Wash hands frequently, Watch distance (ideally 6ft), and Wear face covering correctly, and the 2 A's – Avoid Crowds and Arrange for outdoor activities instead of indoors whenever possible.

Hockey Hub Vaccine Clinics End Soon – BOOK YOUR APPOINTMENT NOW! –

[SEE THE SCHEDULE](#)

STAY HOME IF SICK

The Situation Report will be modified over the next few days as a result of shifting testing and case management protocols ([see Media Release](#)). All changes will be highlighted in the situation report the day of the change.

Case counts and vaccine data is taken from GBHU Epidemiological Reports as of 23:59 hrs, January 6, 2022:

All data is preliminary and subject to change. Future situation reports will be updated accordingly.

- 53 new cases reported in past 24 hours in Grey Bruce: 10 – The Blue Mountains, 7 – Southgate, 6 – West Grey, 4 – Unknown, 4 – Owen Sound, 4 – South Bruce Peninsula, 3 – Grey Highlands, 3 – Saugeen Shores, 3 – South Bruce, 2 – Brockton, 2 – Hanover, 2 – Saugeen First Nation, 1 – Kincardine, 1 – Meaford, 1 - Neyaashiinigmiing
- 4421 Confirmed Cases
- 523 active cases
- 3868 resolved cases
- 6 confirmed local active cases hospitalized in Grey Bruce due to COVID-19
 - 0 confirmed case from Grey Bruce is hospitalized outside of Grey Bruce due to COVID-19
- 17 deaths in Grey Bruce
 - +1 death related to a Grey Bruce resident that acquired the infection and was treated outside of Grey Bruce
 - +7 deaths related to Grey Bruce residents that acquired the infection in Grey Bruce however passed away outside of Grey Bruce
 - Local and Provincial data may not align as cases with unconfirmed cause of death are not included above but are included in the Provincial data.
- 146 cases reported in health care workers; reports health care workers living in Grey Bruce and working both in and outside Grey Bruce

Active Outbreaks:

- 1 Facility(ies) in COVID-19 outbreak. Reported in [Hospitals](#)

- Grey Bruce Health Services – Owen Sound Site
- 4 Facility(ies) in COVID-19 outbreak. Reported in [Long-Term Care/Retirement Homes](#)
 - Rockwood Terrace Long Term Care
 - Pinecrest Manor
 - Errinrung Retirement & Nursing Home
 - McVean Lodge - Hanover
- 0 Facility(ies) in COVID-19 outbreak. Reported in [Schools](#)
- 0 Facility(ies) in COVID-19 outbreak. Reported in [Childcare Centres](#)

Dismissed Cohort(s) – based on 1 case (probable or confirmed) - (more than 1 confirmed case with evidence of transmission within the school environment removes the school from this list and moves it to the outbreak list – see above):

- [0 Childcare Facility\(ies\) reporting dismissed cohort\(s\)](#)
- [0 School\(s\) reporting dismissed cohorts\(s\)](#)

Vaccine – for detailed information please visit [Website and Dashboard](#)

- 313,312 Total Doses of COVID-19 vaccine administered in Grey and Bruce
- 11,886 Doses given within the past week

Future Vaccination Planning: [Vaccine Schedule](#)

- Walk-Ins are ONLY available to those 60 and over at **Hockey Hubs only**
- **Appointments are required for all other eligible groups at municipal and Hockey Hub Clinics.**
- **Hockey Hubs end January 21, 2022 – Book Now!**
- See Vaccine Clinics – details at [Vaccine Schedule](#) (Make sure to scroll to the proper page of the schedule)
- [COVID-19 Vaccines \(publichealthgreybruce.on.ca\)](#)
- [Getting Your COVID-19 Vaccine \(publichealthgreybruce.on.ca\)](#)
- [Youth and COVID-19 Vaccines \(publichealthgreybruce.on.ca\)](#)

Actions Taken In the Past 24 Hours:

- GBHU COVID-19 Team continue with case and contact management, reporting, and responding to COVID-19 related calls. Contact tracing exceeds provincial targets with 100% of all cases contacted within 24 hours
- GBHU Team continue to ensure essential public health activities not related to COVID-19

Provincial COVID-19 Data - <https://covid-19.ontario.ca/data>

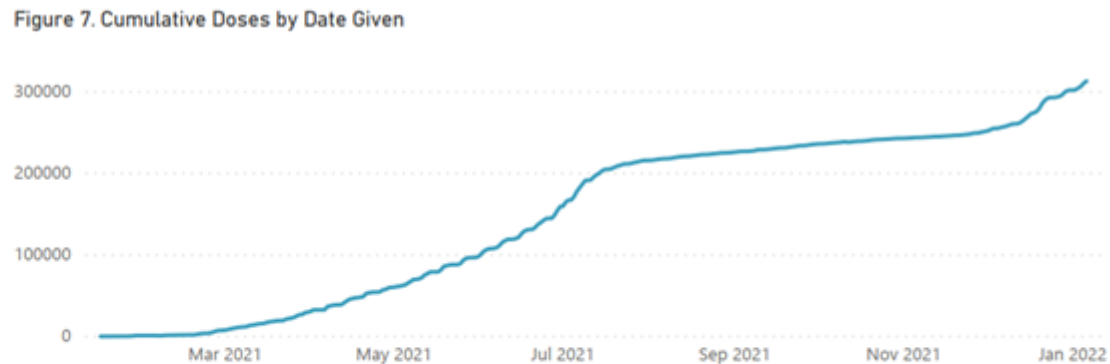
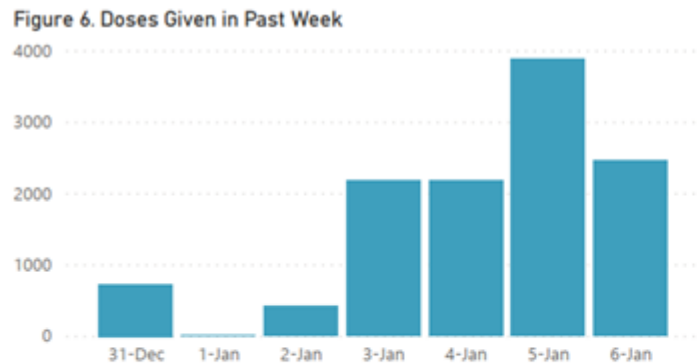
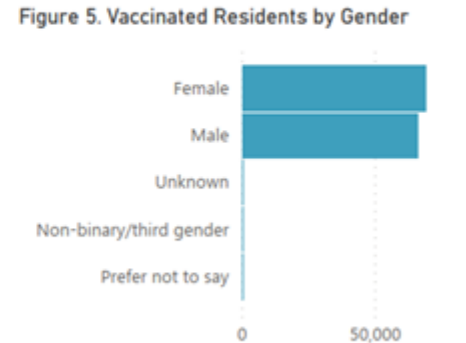
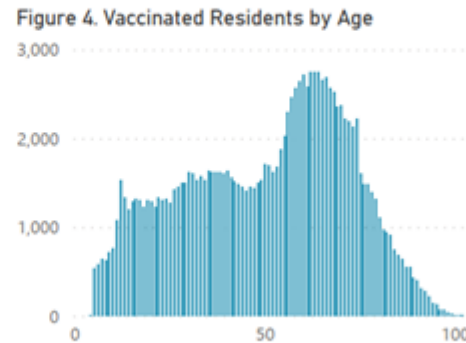
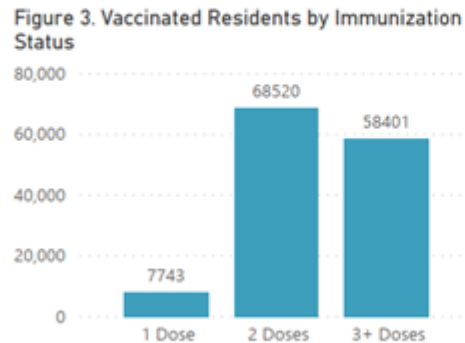
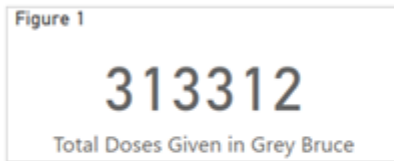
- [Provincial Testing Data](#)
- [Provincial Hospitalization Data](#)
- [Provincial Likely Source of Infection Data](#)
- [Raw Data to Download - Provincial](#)

Media Relations

Media inquiries should be directed to Communications@publichealthgreybruce.on.ca 519-376-9420 or 1-800-263-3456 ext. 3940

VACCINE DATA OVERVIEW

GREY BRUCE COVID-19 VACCINATION OVERVIEW



Data notes: Figures 1, 2, 6, and 7 represent COVID-19 vaccines administered in the Grey Bruce Health Region, both by the Grey Bruce Health Unit and participating partner organizations. These figures include all doses administered in Grey Bruce, regardless of whether they were given to Grey Bruce residents. These include first, second and any subsequent doses, and do not represent a unique count of individuals. Figures 3, 4, and 5 represent residents of Grey Bruce, who have received one or more doses of a COVID-19 vaccine, regardless of where the vaccine was received

Data source: data extracted from COVax-ON via IntelliHEALTH.

Data last refreshed January 7, 2022. Data are refreshed daily on weekdays and are current up to 11:59 PM on the previous day.

GREY BRUCE COVID-19 VACCINATION COVERAGE

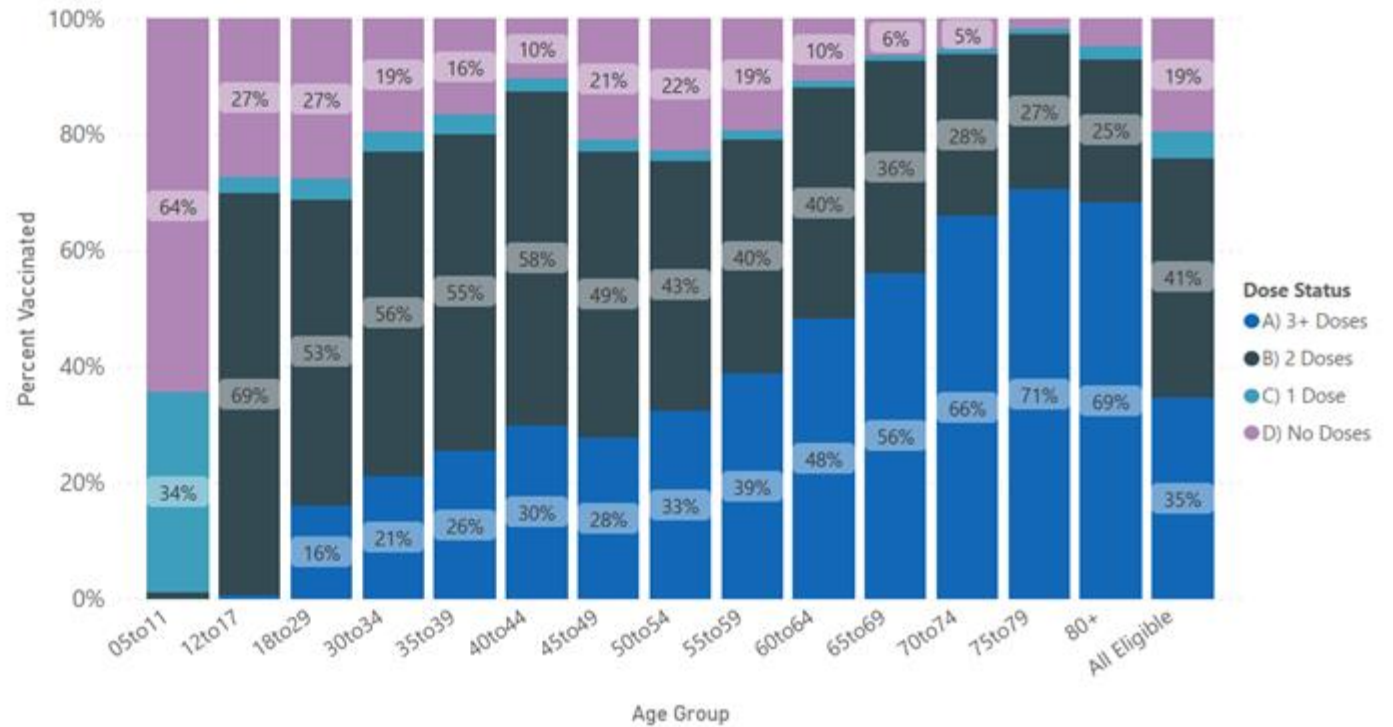
% Eligible Population (5+) with At Least 1 Dose
80.7%

% Eligible Population (5+) with At Least 2 Doses
76.1%

% Total Population with At Least 1 Dose
76.6%

% Total Population with At Least 2 Doses
72.2%

Vaccine Coverage by Age Group and Number of Doses Received

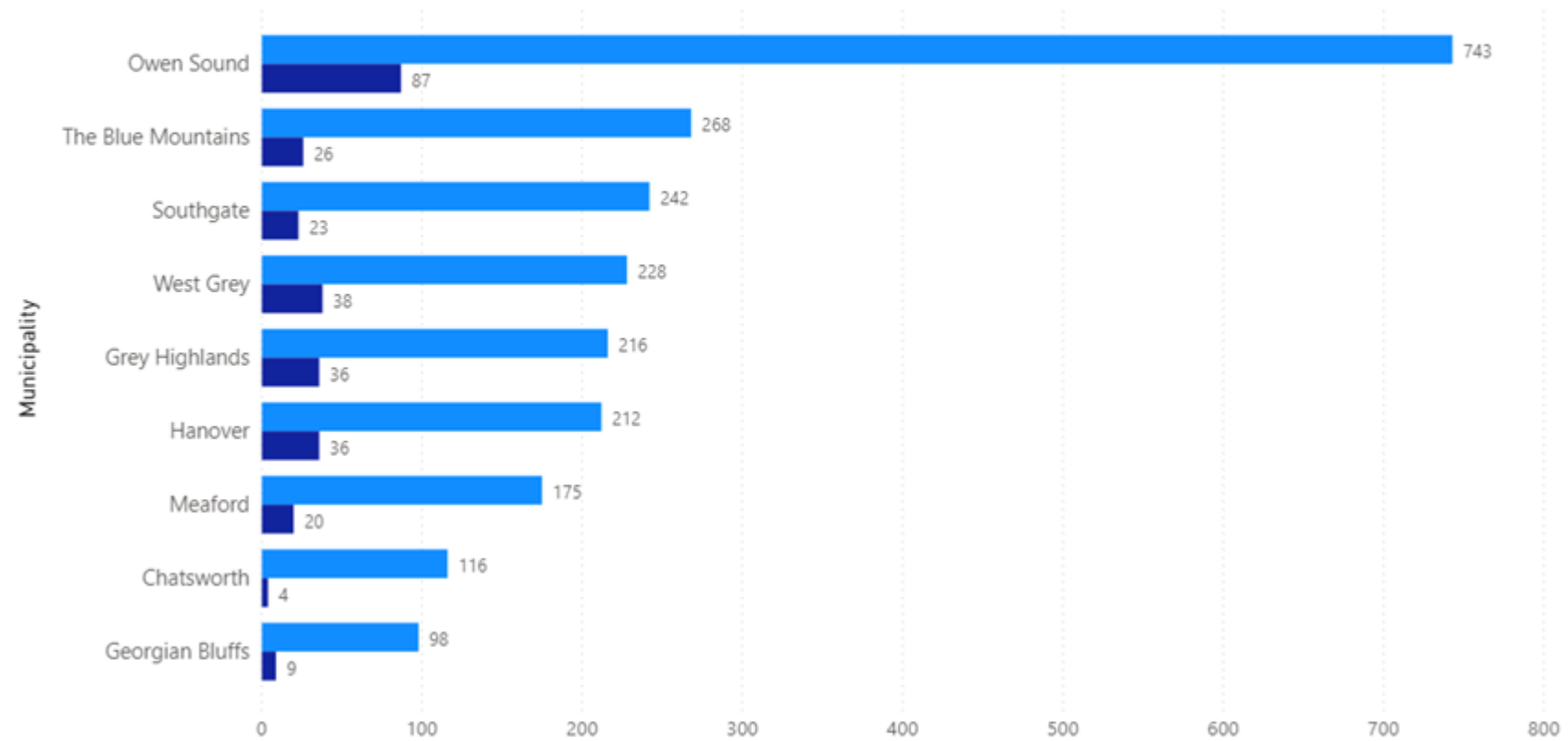


Data notes: Population coverage estimates represent residents of Grey Bruce who have received one or more doses of a COVID-19 vaccine, regardless of where the vaccine was received.
 Data source: Number of vaccinated clients extracted from COVax-ON via IntelliHEALTH. Population estimates: Statistics Canada for 2020, Ontario Ministry of Finance Population Projections by Census Division.
 Note that labels in the figure 'Vaccine Coverage by Age Group and Number of Doses Received' may not be visible if the percentage is small.
 Data last refreshed January 7, 2022. Data are refreshed daily on weekdays and are current up to 11:59 PM on the previous day.

Resolved and Active Cases by Municipality

Grey County

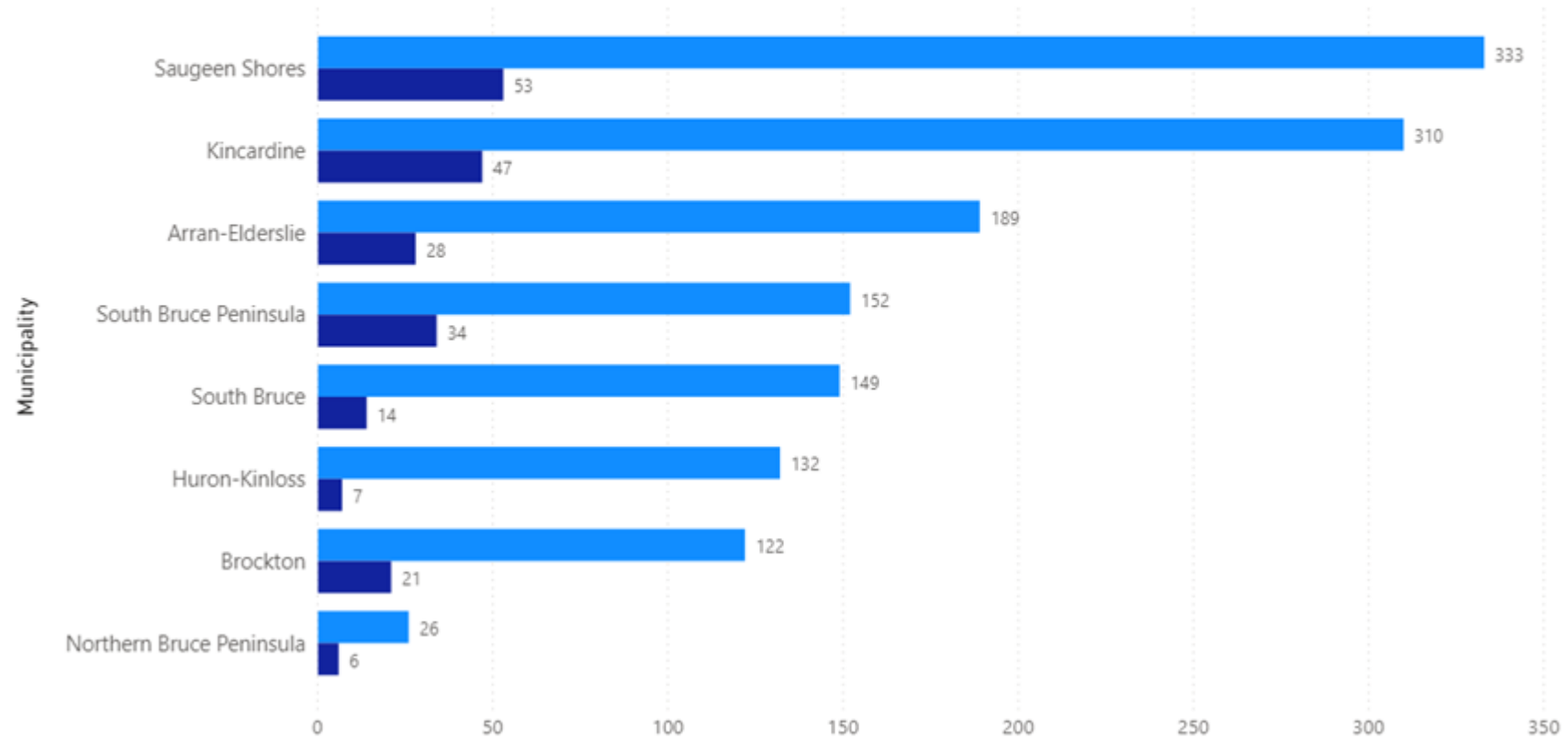
● Resolved Count ● Active Count



Resolved and Active Cases by Municipality

Bruce County

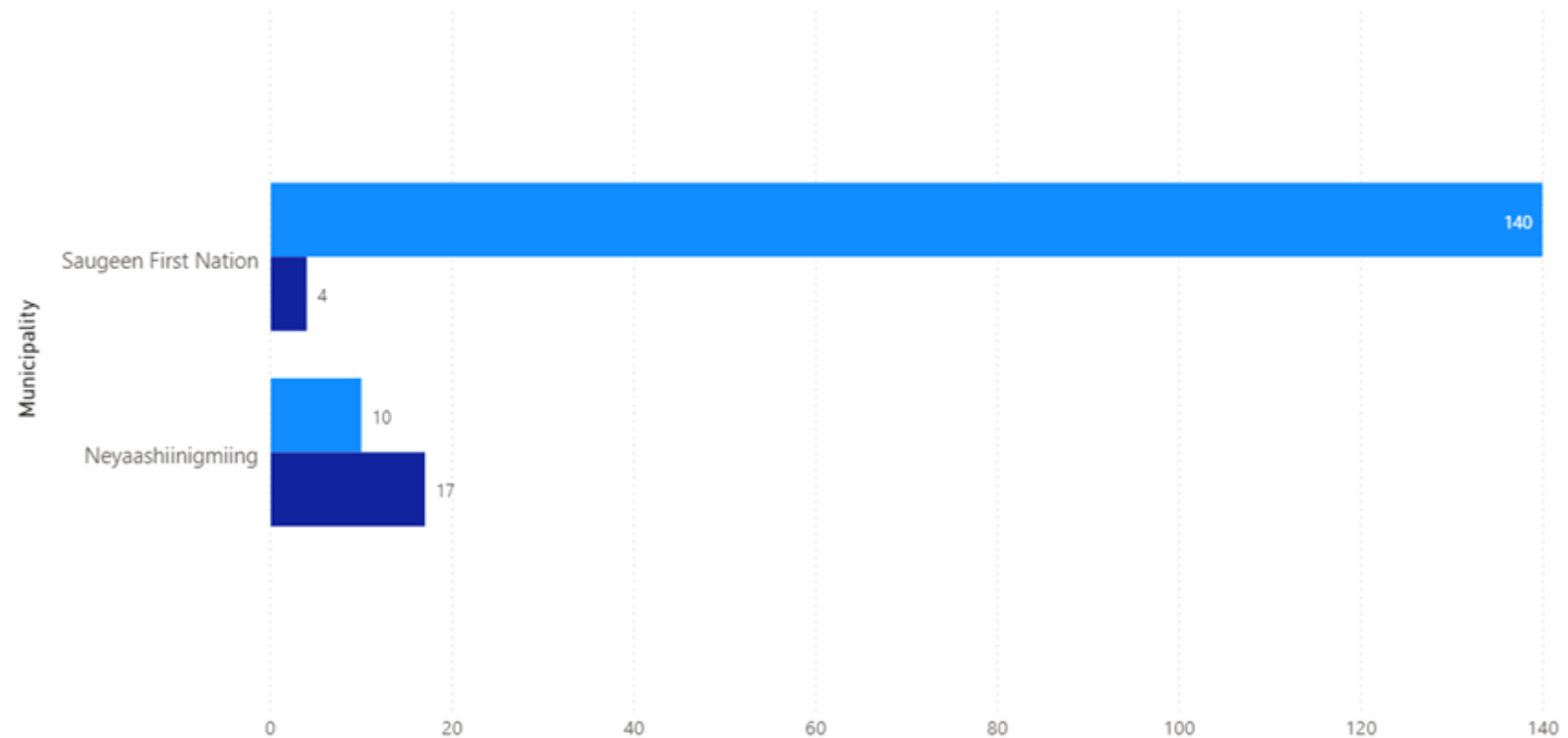
● Resolved Count ● Active Count



Resolved and Active Cases by Municipality

First Nation Communities

● Resolved Count ● Active Count



Situation Report #660 COVID-19

Grey Bruce Health Unit | Incident Management System

January 6, 2022

Current Situation:, [Public Health Measures](#), [COVID-19 Vaccines for Grey Bruce](#), [COVID-19 Vaccine for Ontario](#)
**Follow the 3 W's – Wash hands frequently, Watch distance (ideally 6ft), and Wear face covering correctly, and the 2 A's
- Avoid Crowds and Arrange for outdoor activities instead of indoors whenever possible.**

GET YOUR VACCINE – [SEE THE SCHEDULE](#)

STAY HOME IF SICK

The Situation Report will be modified over the next few days as a result of shifting testing and case management protocols ([see Media Release](#)). All changes will be highlighted in the situation report the day of the change.

Case counts and vaccine data is taken from GBHU Epidemiological Reports as of 23:59 hrs, January 5, 2022:

All data is preliminary and subject to change. Future situation reports will be updated accordingly.

- 132 new cases reported in past 24 hours in Grey Bruce: 24 – Owen Sound, 15 – Hanover, 13 – Grey Highlands, 13 – West Grey, 9 – Brockton, 9 – Kincardine, 8 – South Bruce Peninsula, 7 – The Blue Mountains, 6 – South Bruce, 5 – Arran-Elderslie, 4 – Meaford, 4 – Southgate, 3 – Unknown, 3 – Neyaashiinigmiing, 3 – Northern Bruce Peninsula, 3 – Saugeen Shores, 2 – Huron-Kinloss, 1 – Georgian Bluffs
- 4361 confirmed cases
- 720 active cases
- 3611 resolved cases
- 6 confirmed local active cases hospitalized in Grey Bruce due to COVID-19
 - 0 confirmed case from Grey Bruce is hospitalized outside of Grey Bruce due to COVID-19
- 17 deaths in Grey Bruce
 - +1 death related to a Grey Bruce resident that acquired the infection and was treated outside of Grey Bruce
 - +7 deaths related to Grey Bruce residents that acquired the infection in Grey Bruce however passed away outside of Grey Bruce
 - Local and Provincial data may not align as cases with unconfirmed cause of death are not included above but are included in the Provincial data.
- 139 cases reported in health care workers; reports health care workers living in Grey Bruce and working both in and outside Grey Bruce

Active Outbreaks:

- 1 Facility(ies) in COVID-19 outbreak. Reported in [Hospitals](#)
 - Grey Bruce Health Services – Owen Sound Site
- 4 Facility(ies) in COVID-19 outbreak. Reported in [Long-Term Care/Retirement Homes](#)
 - Rockwood Terrace Long Term Care
 - Pinecrest Manor
 - Errinrung Retirement & Nursing Home
 - McVean Lodge - Hanover
- 0 Facility(ies) in COVID-19 outbreak. Reported in [Schools](#)

- 0 Facility(ies) in COVID-19 outbreak. Reported in [Childcare Centres](#)

Dismissed Cohort(s) – based on 1 case (probable or confirmed) - (more than 1 confirmed case with evidence of transmission within the school environment removes the school from this list and moves it to the outbreak list – see above):

- [0 Childcare Facility\(ies\) reporting dismissed cohort\(s\)](#)
- [0 School\(s\) reporting dismissed cohorts\(s\)](#)

Vaccine – for detailed information please visit [Website and Dashboard](#)

- 310,206 Total Doses of COVID-19 vaccine administered in Grey and Bruce
- 11,237 Doses given within the past week

Future Vaccination Planning: [Vaccine Schedule](#)

- First and second dose may walk-in at all clinics. Third dose over 60 may walk-in. **Those 5-11 and Third dose (under 60) requires an appointment at all clinics.** See Vaccine Clinics – details at [Vaccine Schedule](#) (Make sure to scroll to the proper page of the schedule)
- Individuals aged 18 and over can schedule their booster dose appointment through the [Ontario's booking portal](#), by calling the Provincial Vaccine Contact Centre, through Indigenous-led vaccination clinics, [participating pharmacies](#) and primary care settings. Appointments will be booked three months (84 days) after a second dose as the province urgently expands booster eligibility to millions more individuals.
- [COVID-19 Vaccines \(publichealthgreybruce.on.ca\)](#)
- [Getting Your COVID-19 Vaccine \(publichealthgreybruce.on.ca\)](#)
- [Youth and COVID-19 Vaccines \(publichealthgreybruce.on.ca\)](#)

Actions Taken In the Past 24 Hours:

- Media Release - [Dose Intervals and Information – COVID-19 Vaccine for those 5-17 years of age](#)
- GBHU COVID-19 Team continue with case and contact management, reporting, and responding to COVID-19 related calls. Contact tracing exceeds provincial targets with 100% of all cases contacted within 24 hours
- GBHU Team continue to ensure essential public health activities not related to COVID-19

Provincial COVID-19 Data - <https://covid-19.ontario.ca/data>

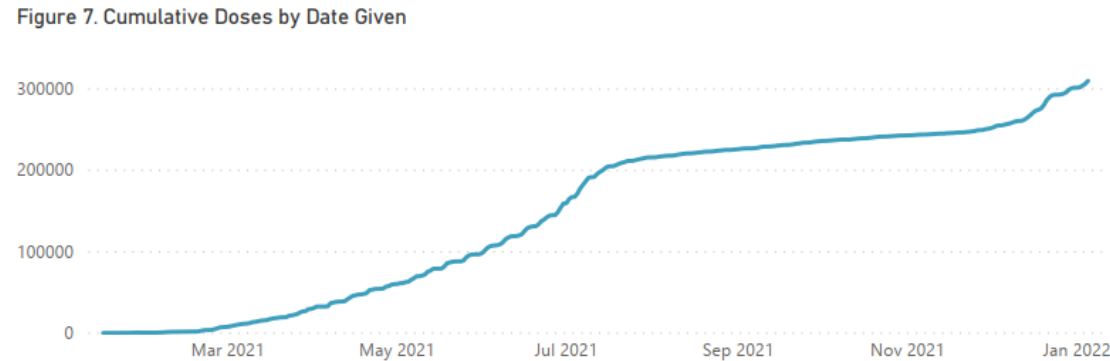
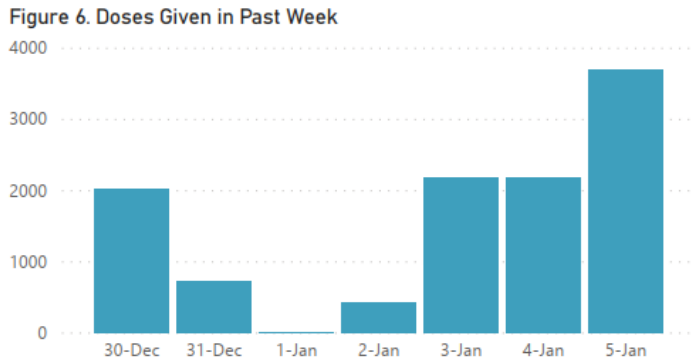
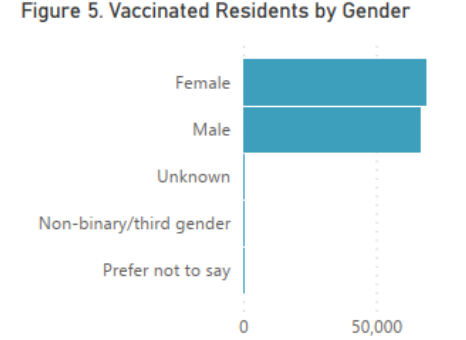
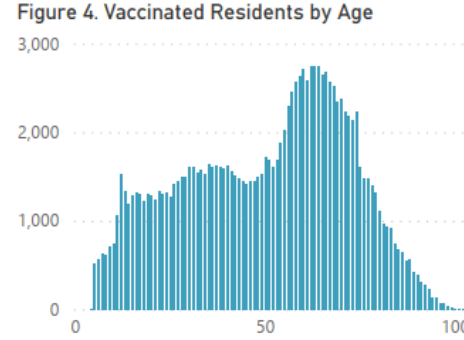
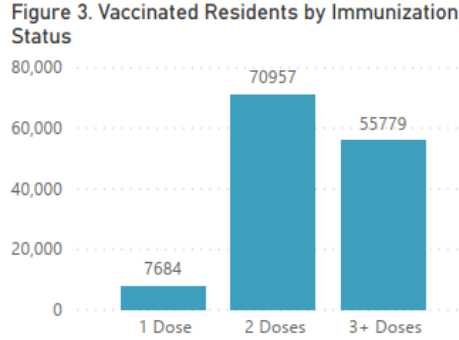
- [Provincial Testing Data](#)
- [Provincial Hospitalization Data](#)
- [Provincial Likely Source of Infection Data](#)
- [Raw Data to Download - Provincial](#)

Media Relations

Media inquiries should be directed to Communications@publichealthgreybruce.on.ca 519-376-9420 or 1-800-263-3456 ext. 3940

VACCINE DATA OVERVIEW

GREY BRUCE COVID-19 VACCINATION OVERVIEW



Data notes: Figures 1, 2, 6, and 7 represent COVID-19 vaccines administered in the Grey Bruce Health Region, both by the Grey Bruce Health Unit and participating partner organizations. These figures include all doses administered in Grey Bruce, regardless of whether they were given to Grey Bruce residents. These include first, second and any subsequent doses, and do not represent a unique count of individuals. Figures 3, 4, and 5 represent residents of Grey Bruce, who have received one or more doses of a COVID-19 vaccine, regardless of where the vaccine was received. Data source: data extracted from COVax-ON via IntelliHEALTH.

Data last refreshed January 6, 2022. Data are refreshed daily on weekdays and are current up to 11:59 PM on the previous day.

GREY BRUCE COVID-19 VACCINATION COVERAGE



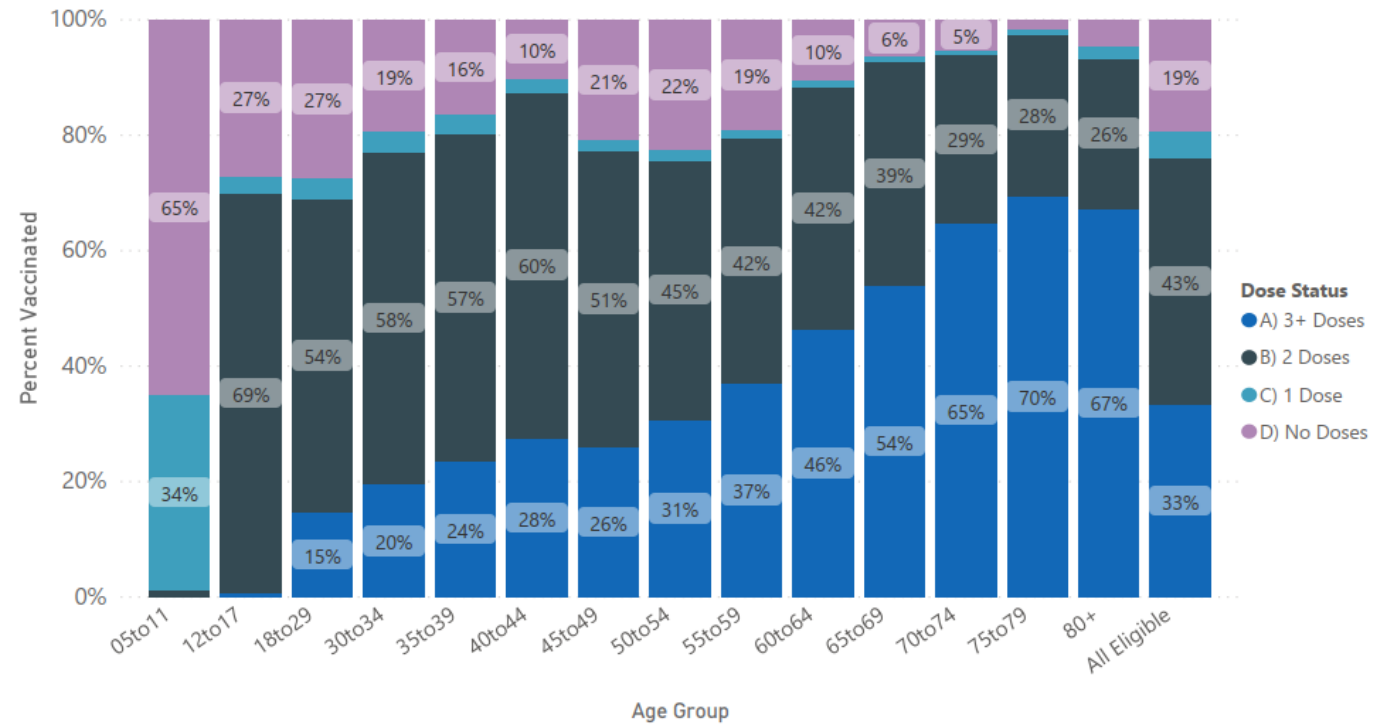
% Eligible Population (5+) with At Least 1 Dose
80.7%

% Eligible Population (5+) with At Least 2 Doses
76.1%

% Total Population with At Least 1 Dose
76.5%

% Total Population with At Least 2 Doses
72.1%

Vaccine Coverage by Age Group and Number of Doses Received

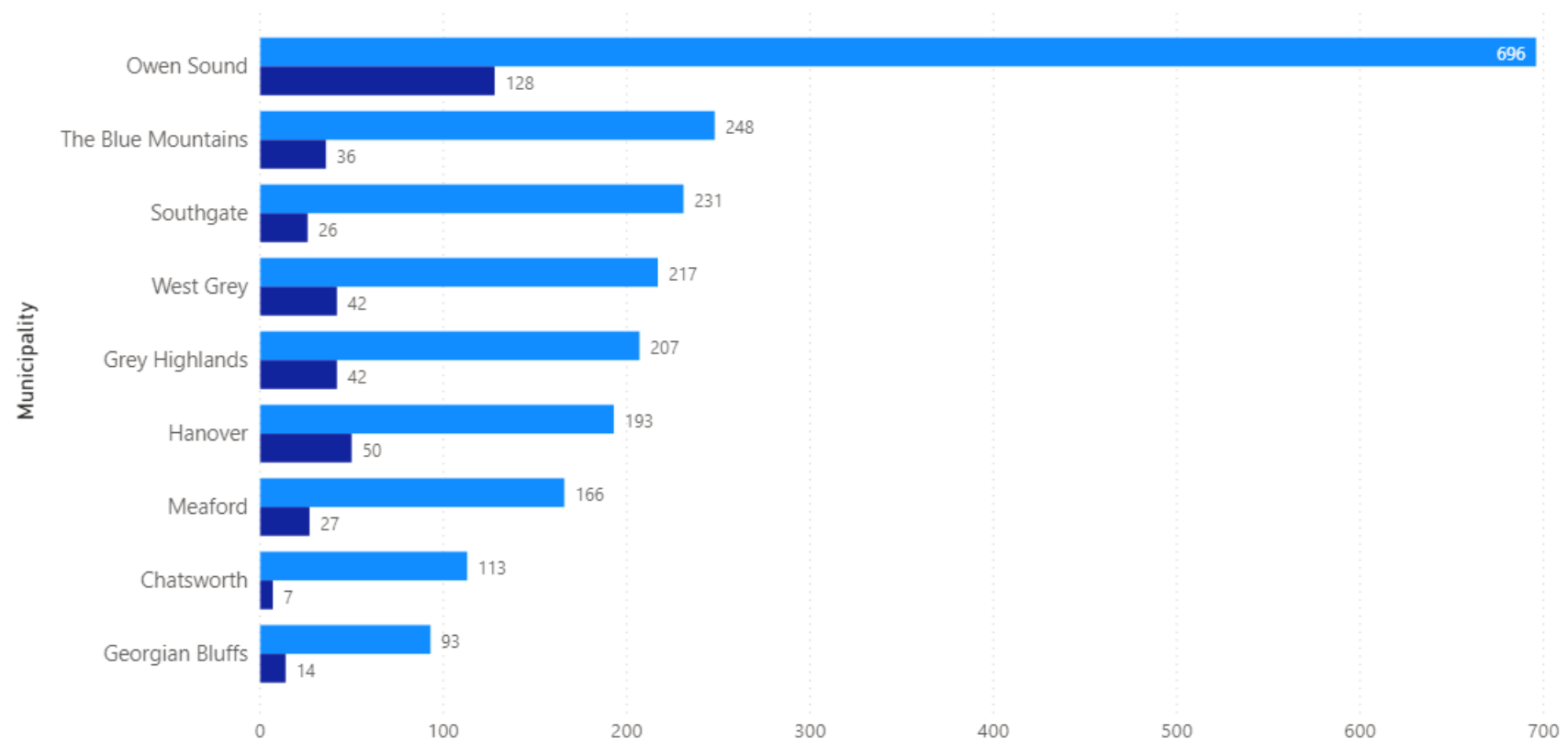


Data notes: Population coverage estimates represent residents of Grey Bruce who have received one or more doses of a COVID-19 vaccine, regardless of where the vaccine was received.
 Data source: Number of vaccinated clients extracted from COVax-ON via IntelliHEALTH. Population estimates: Statistics Canada for 2020, Ontario Ministry of Finance Population Projections by Census Division.
 Note that labels in the figure 'Vaccine Coverage by Age Group and Number of Doses Received' may not be visible if the percentage is small.
 Data last refreshed January 6, 2022. Data are refreshed daily on weekdays and are current up to 11:59 PM on the previous day.

Resolved and Active Cases by Municipality

Grey County

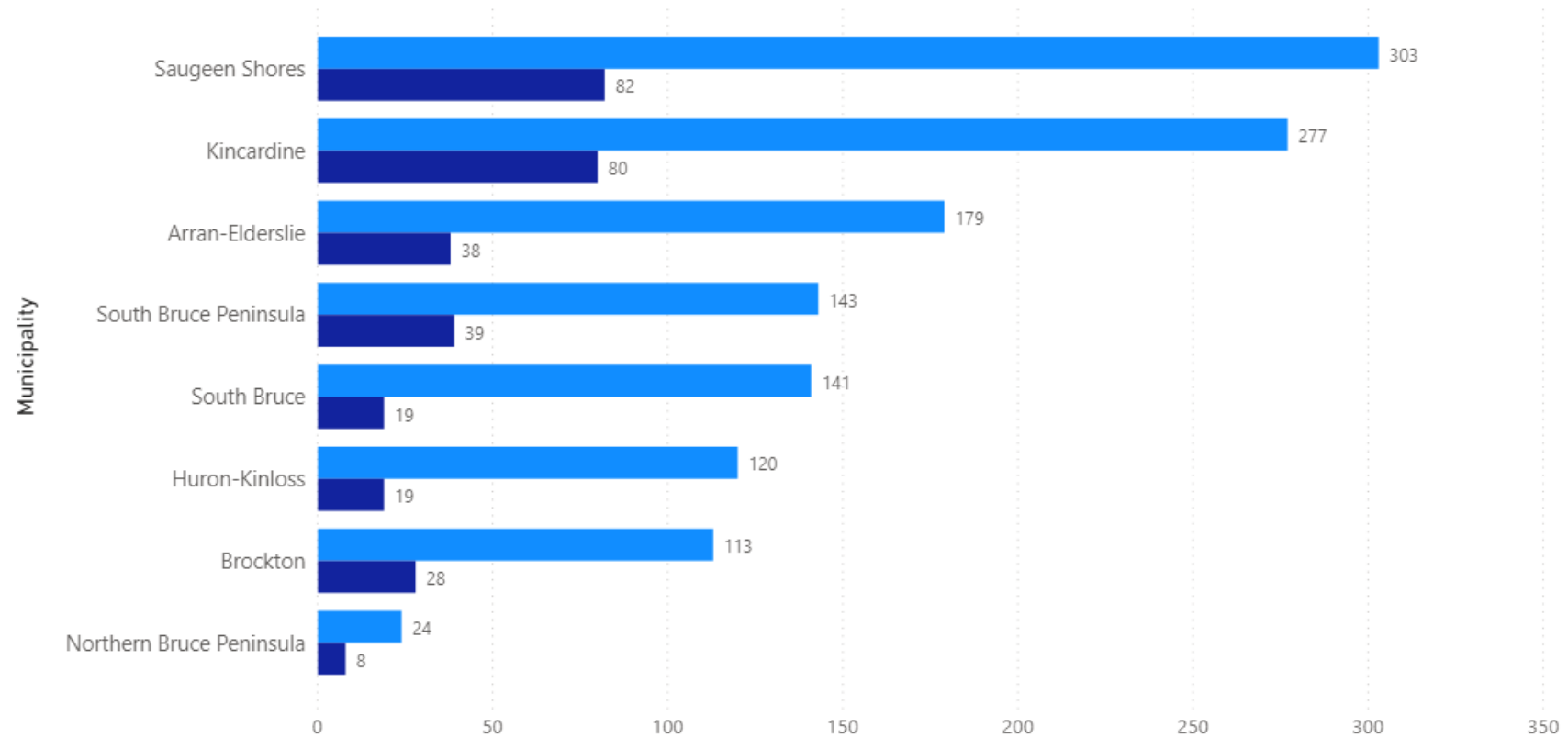
● Resolved Count ● Active Count



Resolved and Active Cases by Municipality

Bruce County

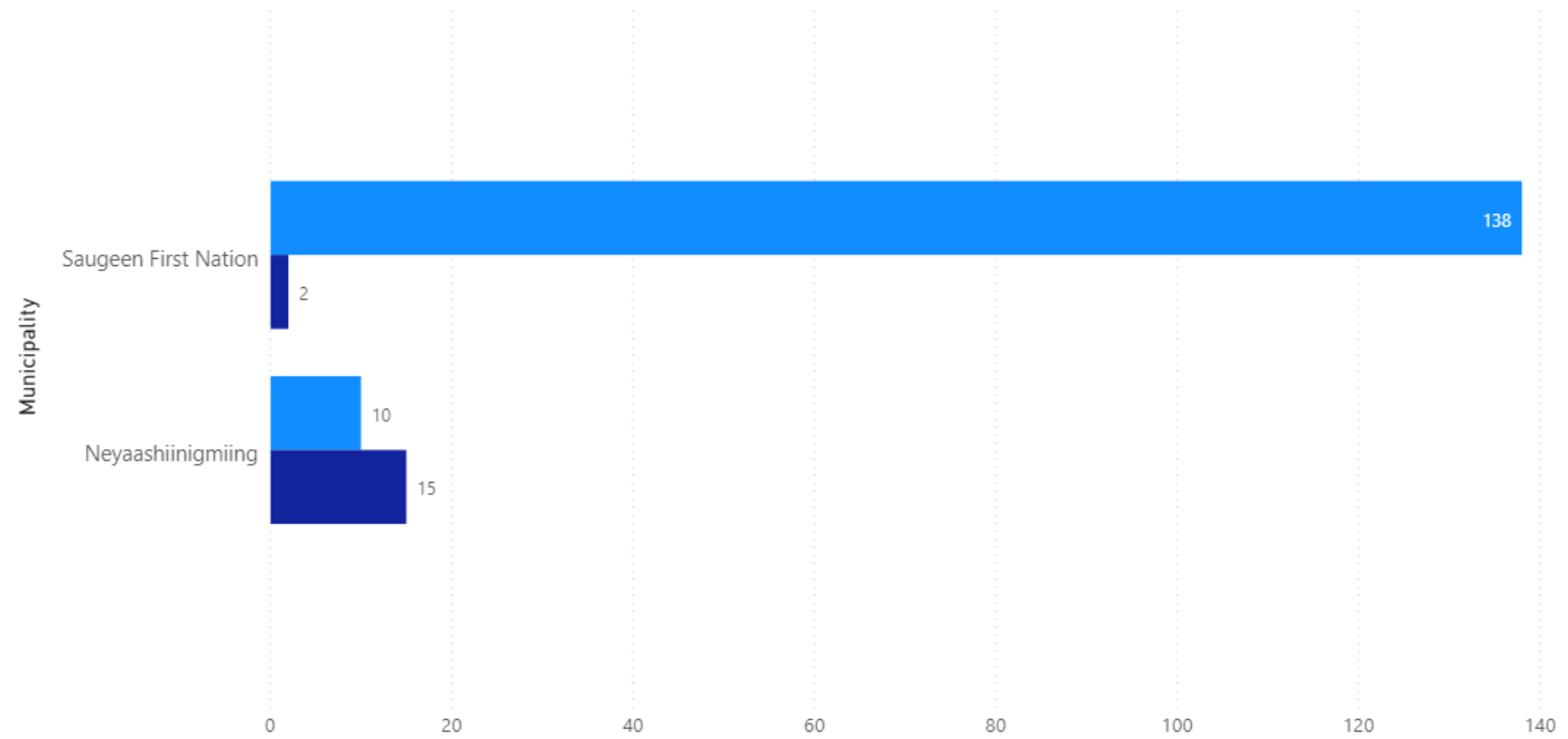
● Resolved Count ● Active Count



Resolved and Active Cases by Municipality

First Nation Communities

● Resolved Count ● Active Count





Situation Report #659 COVID-19

Grey Bruce Health Unit | Incident Management System

January 5, 2022

Current Situation:, [Public Health Measures](#), [COVID-19 Vaccines for Grey Bruce](#), [COVID-19 Vaccine for Ontario](#)
**Follow the 3 W's – Wash hands frequently, Watch distance (ideally 6ft), and Wear face covering correctly, and the 2 A's
- Avoid Crowds and Arrange for outdoor activities instead of indoors whenever possible.**

GET YOUR VACCINE – [SEE THE SCHEDULE](#)

STAY HOME IF SICK

Case counts and vaccine data is taken from GBHU Epidemiological Reports as of 23:59 hrs, January 4, 2022:

All data is preliminary and subject to change. Future situation reports will be updated accordingly.

- 80 new cases reported in past 24 hours in Grey Bruce: 13 – Owen Sound, 12 – Saugeen Shores, 8 – Kincardine, 7 – The Blue Mountains, 6 – Neyaashiinigiing, 5 – Georgian Bluffs, 5 – Southgate, 4 – Grey Highlands, 4 – West Grey, 3 – Huron-Kinloss, 2 – Arran-Elderslie, 2 – Hanover, 2 – Meaford, 2 – South Bruce, 2 – South Bruce Peninsula, 1 – Brockton, 1 – Northern Bruce Peninsula, 1 - Unknown
- 4228 confirmed cases (including 2 lab confirmed cases of the Omicron Variant and hundreds by basic lab indicators and epidemiology)
- 836 active cases
- 3362 resolved cases
- 4 confirmed local active cases hospitalized in Grey Bruce due to COVID-19
 - 0 confirmed case from Grey Bruce is hospitalized outside of Grey Bruce due to COVID-19
- 17 deaths in Grey Bruce
 - +1 death related to a Grey Bruce resident that acquired the infection and was treated outside of Grey Bruce
 - +7 deaths related to Grey Bruce residents that acquired the infection in Grey Bruce however passed away outside of Grey Bruce
 - Local and Provincial data may not align as cases with unconfirmed cause of death are not included above but are included in the Provincial data.
- 134 cases reported in health care workers; reports health care workers living in Grey Bruce and working both in and outside Grey Bruce

Active Outbreaks:

- 1 Facility(ies) in COVID-19 outbreak. Reported in [Hospitals](#)
 - Grey Bruce Health Services – Owen Sound Site
- 3 Facility(ies) in COVID-19 outbreak. Reported in [Long-Term Care/Retirement Homes](#)
 - Rockwood Terrace Long Term Care
 - Pinecrest Manor
 - Errinrunc Retirement & Nursing Home
- 0 Facility(ies) in COVID-19 outbreak. Reported in [Schools](#)

- 1 Facility(ies) in COVID-19 outbreak. Reported in [Childcare Centres](#)
 - Vicki's Sandbox – 1 Cohort

Dismissed Cohort(s) – based on 1 case (probable or confirmed) - (more than 1 confirmed case with evidence of transmission within the school environment removes the school from this list and moves it to the outbreak list – see above):

- [0 Childcare Facility\(ies\) reporting dismissed cohort\(s\)](#)
- [0 School\(s\) reporting dismissed cohorts\(s\)](#)

Vaccine – for detailed information please visit [Website and Dashboard](#)

- 305,894 Total Doses of COVID-19 vaccine administered in Grey and Bruce
- 10,634 Doses given within the past week

Future Vaccination Planning: [Vaccine Schedule](#)

- First and second dose may walk-in at all clinics. Third dose over 60 may walk-in. **Those 5-11 and Third dose requires an appointment at all clinics.** See Vaccine Clinics – details at [Vaccine Schedule](#) (Make sure to scroll to the proper page of the schedule)
- Individuals aged 18 and over can schedule their booster dose appointment through the [Ontario's booking portal](#), by calling the Provincial Vaccine Contact Centre, through Indigenous-led vaccination clinics, [participating pharmacies](#) and primary care settings. Appointments will be booked three months (84 days) after a second dose as the province urgently expands booster eligibility to millions more individuals.
- [COVID-19 Vaccines \(publichealthgreybruce.on.ca\)](#)
- [Getting Your COVID-19 Vaccine \(publichealthgreybruce.on.ca\)](#)
- [Youth and COVID-19 Vaccines \(publichealthgreybruce.on.ca\)](#)

Actions Taken In the Past 24 Hours:

- GBHU COVID-19 Team continue with case and contact management, reporting, and responding to COVID-19 related calls. Contact tracing exceeds provincial targets with 100% of all cases contacted within 24 hours
- GBHU Team continue to ensure essential public health activities not related to COVID-19

Provincial COVID-19 Data - <https://covid-19.ontario.ca/data>

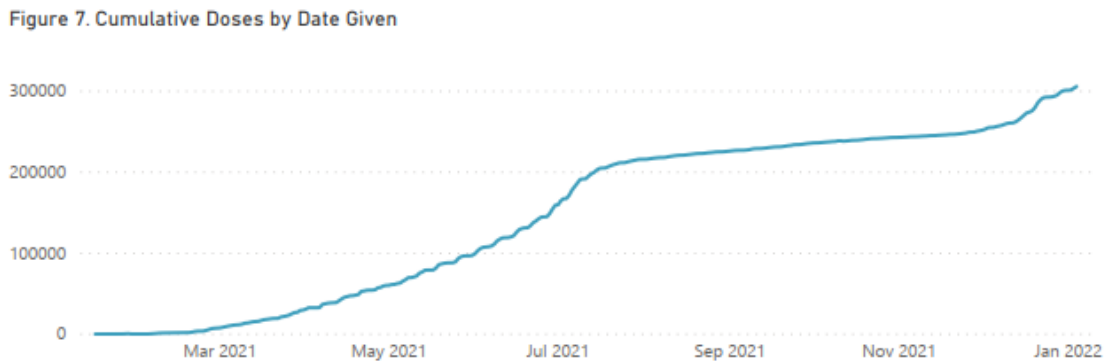
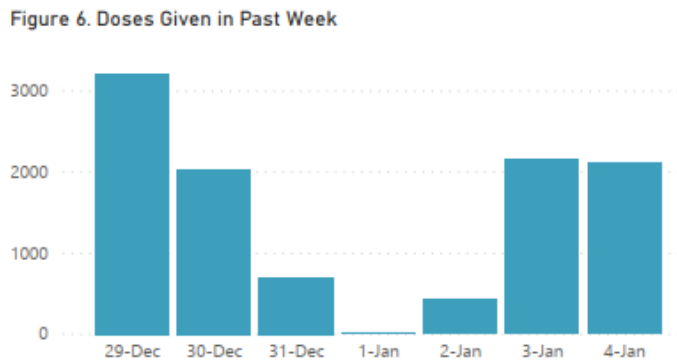
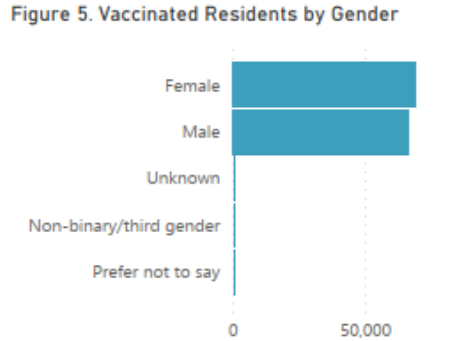
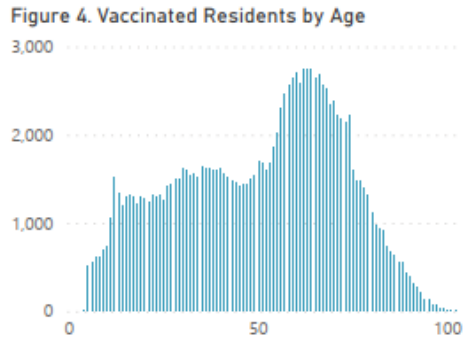
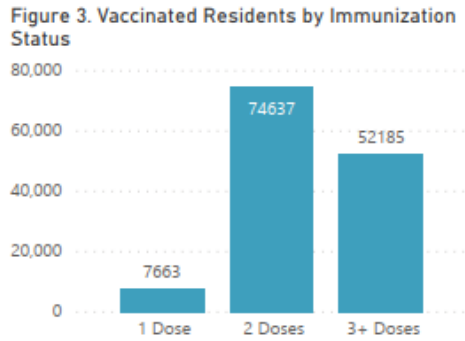
- [Provincial Testing Data](#)
- [Provincial Hospitalization Data](#)
- [Provincial Likely Source of Infection Data](#)
- [Raw Data to Download - Provincial](#)

Media Relations

Media inquiries should be directed to Communications@publichealthgreybruce.on.ca 519-376-9420 or 1-800-263-3456 ext. 3940

VACCINE DATA OVERVIEW

GREY BRUCE COVID-19 VACCINATION OVERVIEW



Data notes: Figures 1, 2, 6, and 7 represent COVID-19 vaccines administered in the Grey Bruce Health Region, both by the Grey Bruce Health Unit and participating partner organizations. These figures include all doses administered in Grey Bruce, regardless of whether they were given to Grey Bruce residents. These include first, second and any subsequent doses, and do not represent a unique count of individuals. Figures 3, 4, and 5 represent residents of Grey Bruce, who have received one or more doses of a COVID-19 vaccine, regardless of where the vaccine was received

Data source: data extracted from COVax-ON via IntelliHEALTH.

Data last refreshed January 5, 2022. Data are refreshed daily on weekdays and are current up to 11:59 PM on the previous day.

GREY BRUCE COVID-19 VACCINATION COVERAGE



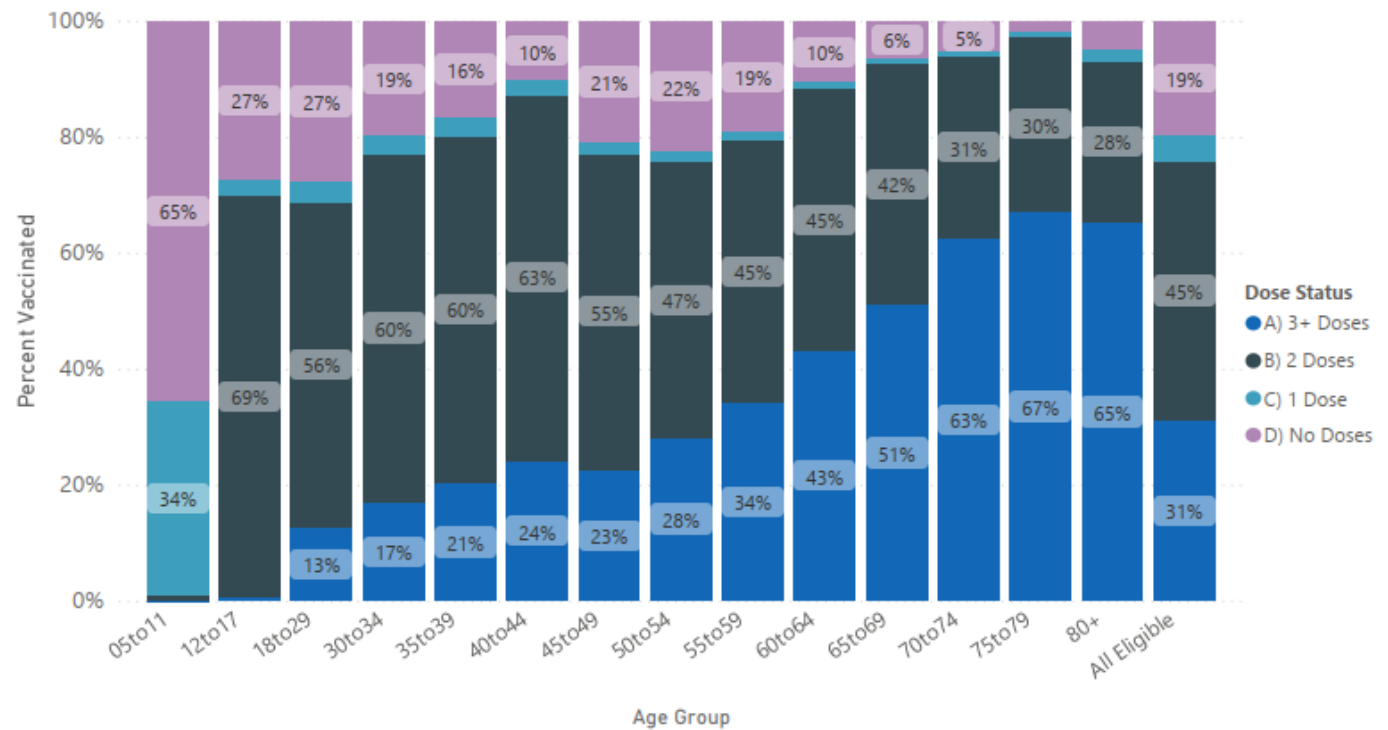
Vaccine Coverage by Age Group and Number of Doses Received

% Eligible Population (5+) with At Least 1 Dose
80.6%

% Eligible Population (5+) with At Least 2 Doses
76.0%

% Total Population with At Least 1 Dose
76.4%

% Total Population with At Least 2 Doses
72.1%

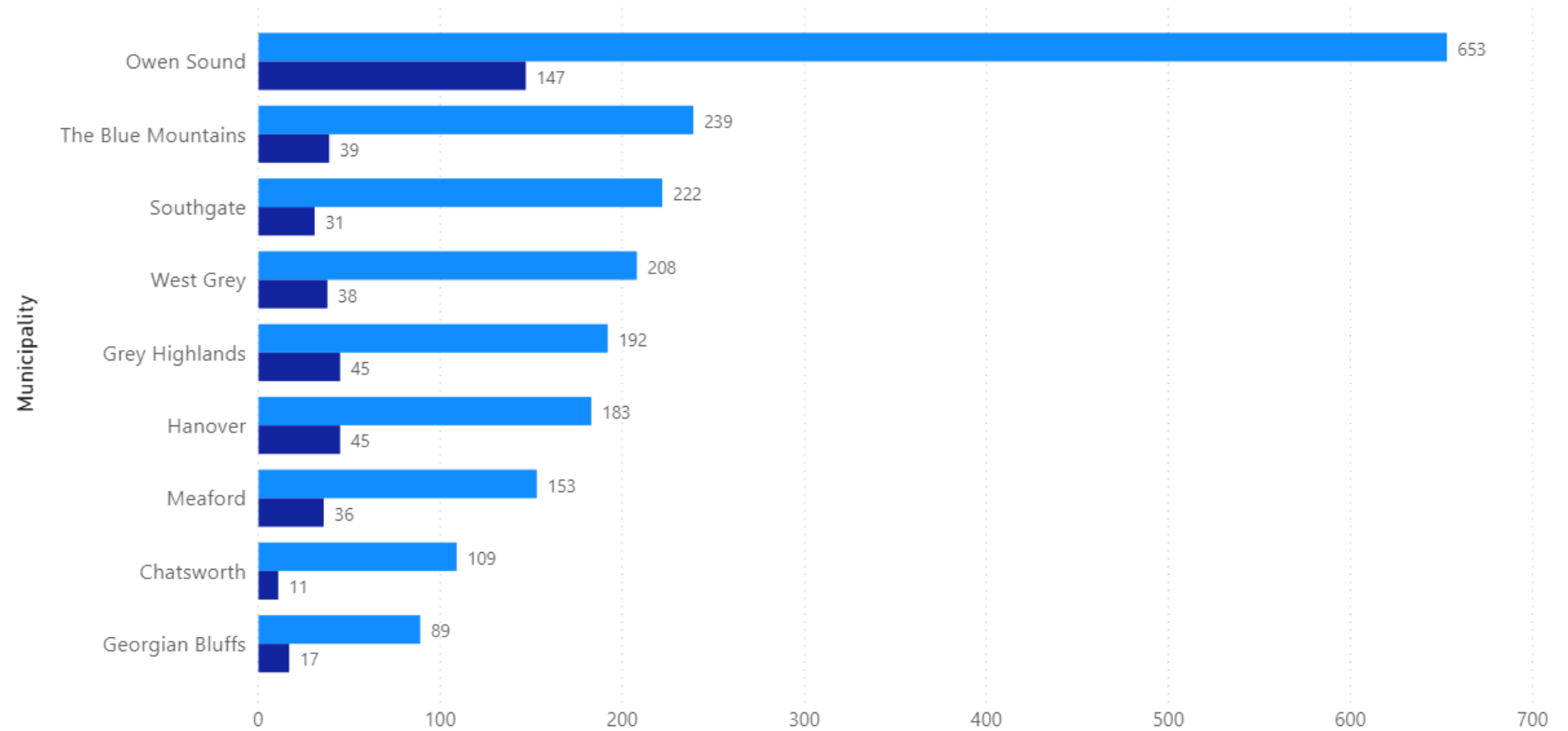


Data notes: Population coverage estimates represent residents of Grey Bruce who have received one or more doses of a COVID-19 vaccine, regardless of where the vaccine was received.
 Data source: Number of vaccinated clients extracted from COVax-ON via IntelliHEALTH. Population estimates: Statistics Canada for 2020, Ontario Ministry of Finance Population Projections by Census Division.
 Note that labels in the figure "Vaccine Coverage by Age Group and Number of Doses Received" may not be visible if the percentage is small.
 Data last refreshed January 5, 2022. Data are refreshed daily on weekdays and are current up to 11:59 PM on the previous day.

Resolved and Active Cases by Municipality

Grey County

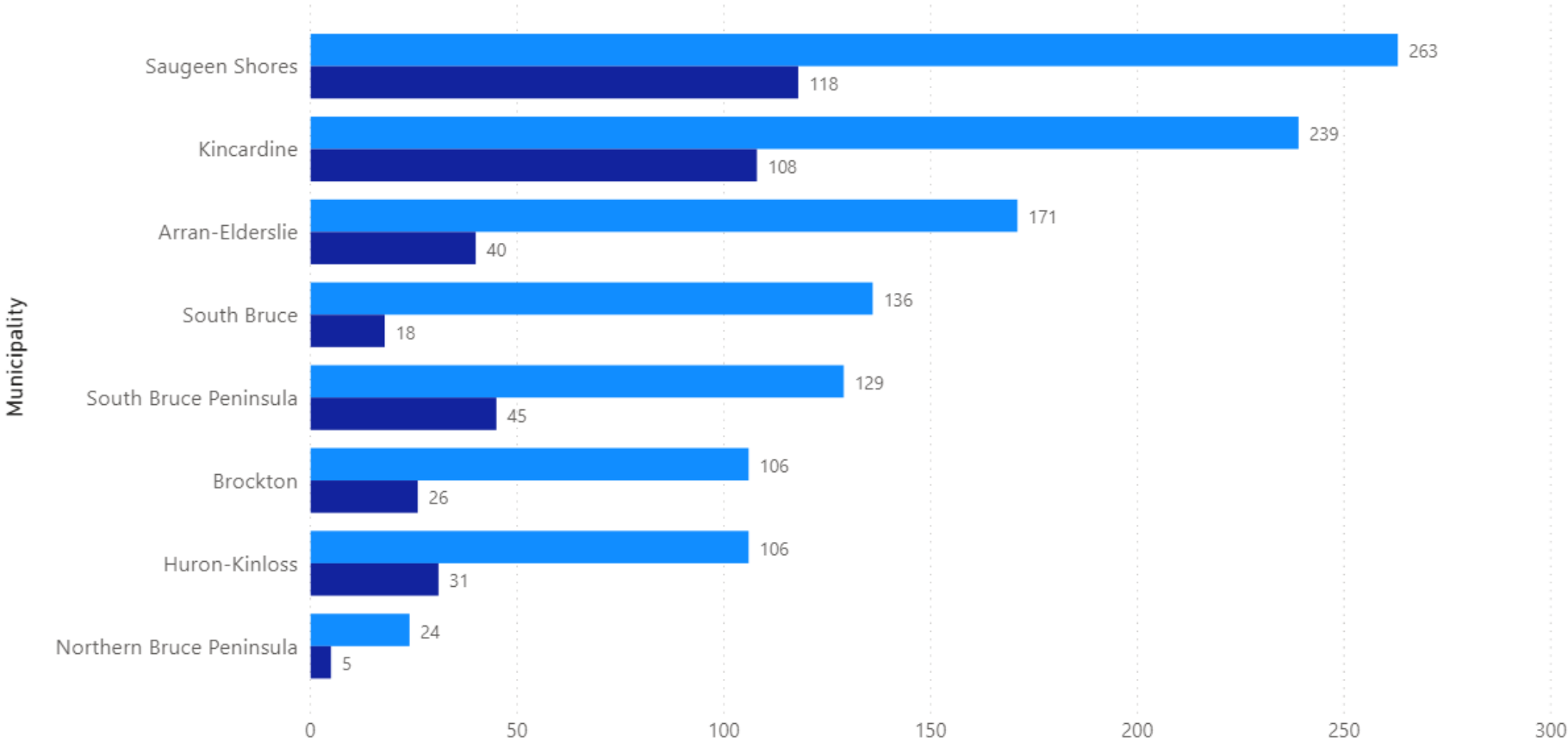
● Resolved Count ● Active Count



Resolved and Active Cases by Municipality

Bruce County

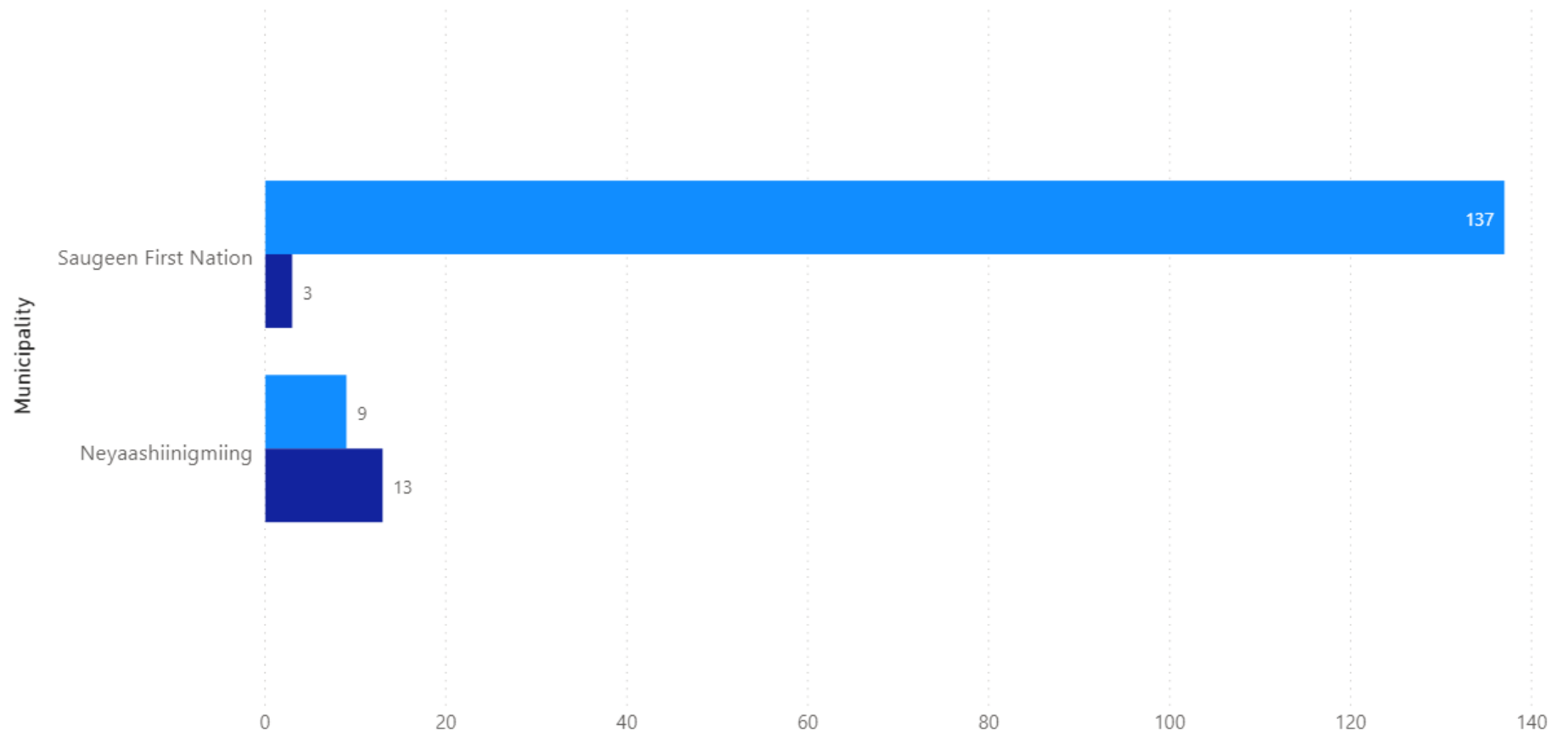
● Resolved Count ● Active Count



Resolved and Active Cases by Municipality

First Nation Communities

● Resolved Count ● Active Count





Situation Report #658 COVID-19

Grey Bruce Health Unit | Incident Management System

January 4, 2022

Current Situation:, [Public Health Measures](#), [COVID-19 Vaccines for Grey Bruce](#), [COVID-19 Vaccine for Ontario](#)
**Follow the 3 W's – Wash hands frequently, Watch distance (ideally 6ft), and Wear face covering correctly, and the 2 A's
- Avoid Crowds and Arrange for outdoor activities instead of indoors whenever possible.**

GET YOUR VACCINE – [SEE THE SCHEDULE](#)

STAY HOME IF SICK

Case counts and vaccine data is taken from GBHU Epidemiological Reports as of 23:59 hrs, January 3, 2022:

All data is preliminary and subject to change. Future situation reports will be updated accordingly.

- 73 new cases reported in past 24 hours in Grey Bruce: 14 – Owen Sound, 11 – Kincardine, 7 – Neyaashiinigiing, 5 – Georgian Bluffs, 5 – Saugeen Shores, 4 – South Bruce Peninsula, 4 – The Blue Mountains, 3 – Arran-Elderslie, 3 – West Grey, 2 – Grey Highlands, 2 – Hanover, 2 – Huron-Kinloss, 2 – Meaford, 2 – Southgate, 1 – Brockton, 1 – Chatsworth, 1 – Saugeen First Nation, 1 – South Bruce, 3 – Unknown
- 4173 confirmed cases (including 2 lab confirmed cases of the Omicron Variant and hundreds by basic lab indicators and epidemiology)
- 973 active cases
- **High risk Contacts will no longer be reported due to the change in case and contact management - [COVID-19 Case and Contact Management Updated Process](#)**
- 3136 resolved cases
- 9 confirmed local active cases hospitalized in Grey Bruce due to COVID-19
 - 0 confirmed case from Grey Bruce is hospitalized outside of Grey Bruce due to COVID-19
- 17 deaths in Grey Bruce
 - +1 death related to a Grey Bruce resident that acquired the infection and was treated outside of Grey Bruce
 - +7 deaths related to Grey Bruce residents that acquired the infection in Grey Bruce however passed away outside of Grey Bruce
 - Local and Provincial data may not align as cases with unconfirmed cause of death are not included above but are included in the Provincial data.
- 128 cases reported in health care workers; reports health care workers living in Grey Bruce and working both in and outside Grey Bruce

Active Outbreaks:

- 1 Facility(ies) in COVID-19 outbreak. Reported in [Hospitals](#)
 - Grey Bruce Health Services – Owen Sound Site
- 2 Facility(ies) in COVID-19 outbreak. Reported in [Long-Term Care/Retirement Homes](#)
 - Rockwood Terrace Long Term Care
 - Pinecrest Manor

- 0 Facility(ies) in COVID-19 outbreak. Reported in [Schools](#)
- 1 Facility(ies) in COVID-19 outbreak. Reported in [Childcare Centres](#)
 - Vicki's Sandbox – 1 Cohort

Dismissed Cohort(s) – based on 1 case (probable or confirmed) - (more than 1 confirmed case with evidence of transmission within the school environment removes the school from this list and moves it to the outbreak list – see above):

- [0 Childcare Facility\(ies\) reporting dismissed cohort\(s\)](#)
- [0 School\(s\) reporting dismissed cohorts\(s\)](#)

Vaccine – for detailed information please visit [Website and Dashboard](#)

- 303,171 Total Doses of COVID-19 vaccine administered in Grey and Bruce
- 9,589 Doses given within the past week

Future Vaccination Planning: [Vaccine Schedule](#)

- First and second dose may walk-in at all clinics. Third dose over 60 may walk-in. **Those 5-11 and Third dose requires an appointment at all clinics.** See Vaccine Clinics – details at [Vaccine Schedule](#) (Make sure to scroll to the proper page of the schedule)
- Individuals aged 18 and over can schedule their booster dose appointment through the [Ontario's booking portal](#), by calling the Provincial Vaccine Contact Centre, through Indigenous-led vaccination clinics, [participating pharmacies](#) and primary care settings. Appointments will be booked three months (84 days) after a second dose as the province urgently expands booster eligibility to millions more individuals.
- [COVID-19 Vaccines \(publichealthgreybruce.on.ca\)](#)
- [Getting Your COVID-19 Vaccine \(publichealthgreybruce.on.ca\)](#)
- [Youth and COVID-19 Vaccines \(publichealthgreybruce.on.ca\)](#)

Actions Taken In the Past 24 Hours:

- Media Release - [GBHU Vaccine Clinics January 10 - January 16](#)
- GBHU COVID-19 Team continue with case and contact management, reporting, and responding to COVID-19 related calls. Contact tracing exceeds provincial targets with 100% of all cases contacted within 24 hours
- GBHU Team continue to ensure essential public health activities not related to COVID-19

Provincial COVID-19 Data - <https://covid-19.ontario.ca/data>

- [Provincial Testing Data](#)
- [Provincial Hospitalization Data](#)
- [Provincial Likely Source of Infection Data](#)
- [Raw Data to Download - Provincial](#)

Media Relations

Media inquiries should be directed to Communications@publichealthgreybruce.on.ca 519-376-9420 or 1-800-263-3456 ext. 3940

VACCINE DATA OVERVIEW



GREY BRUCE COVID-19 VACCINATION OVERVIEW

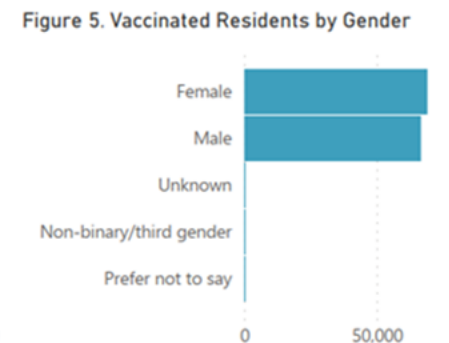
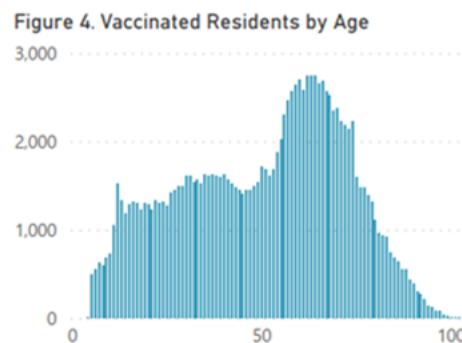
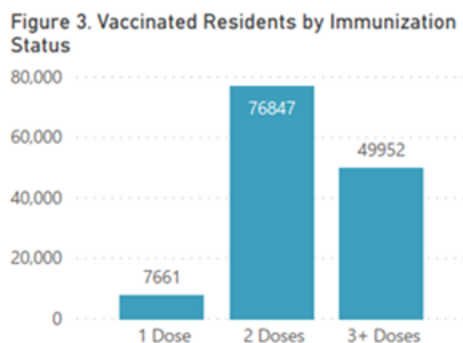
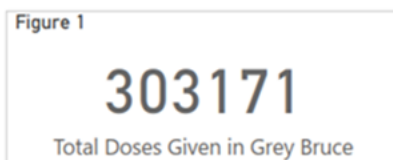


Figure 6. Doses Given in Past Week

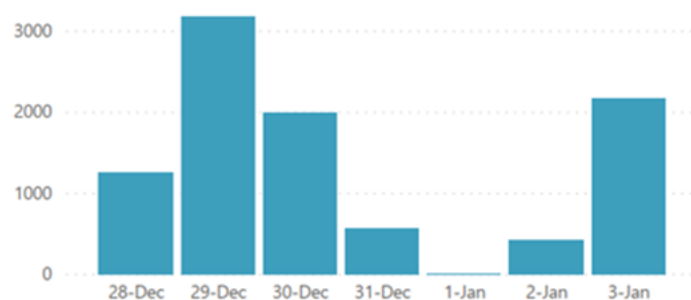
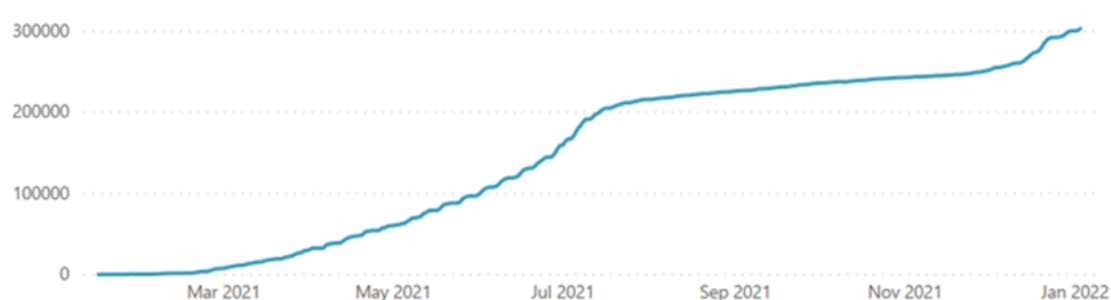


Figure 7. Cumulative Doses by Date Given



Data notes: Figures 1, 2, 6, and 7 represent COVID-19 vaccines administered in the Grey Bruce Health Region, both by the Grey Bruce Health Unit and participating partner organizations. These figures include all doses administered in Grey Bruce, regardless of whether they were given to Grey Bruce residents. These include first, second and any subsequent doses, and do not represent a unique count of individuals.

Figures 3, 4, and 5 represent residents of Grey Bruce, who have received one or more doses of a COVID-19 vaccine, regardless of where the vaccine was received

Data source: data extracted from COVax-ON via IntelliHEALTH.

Data last refreshed January 4, 2022. Data are refreshed daily on weekdays and are current up to 11:59 PM on the previous day.

GREY BRUCE COVID-19 VACCINATION COVERAGE



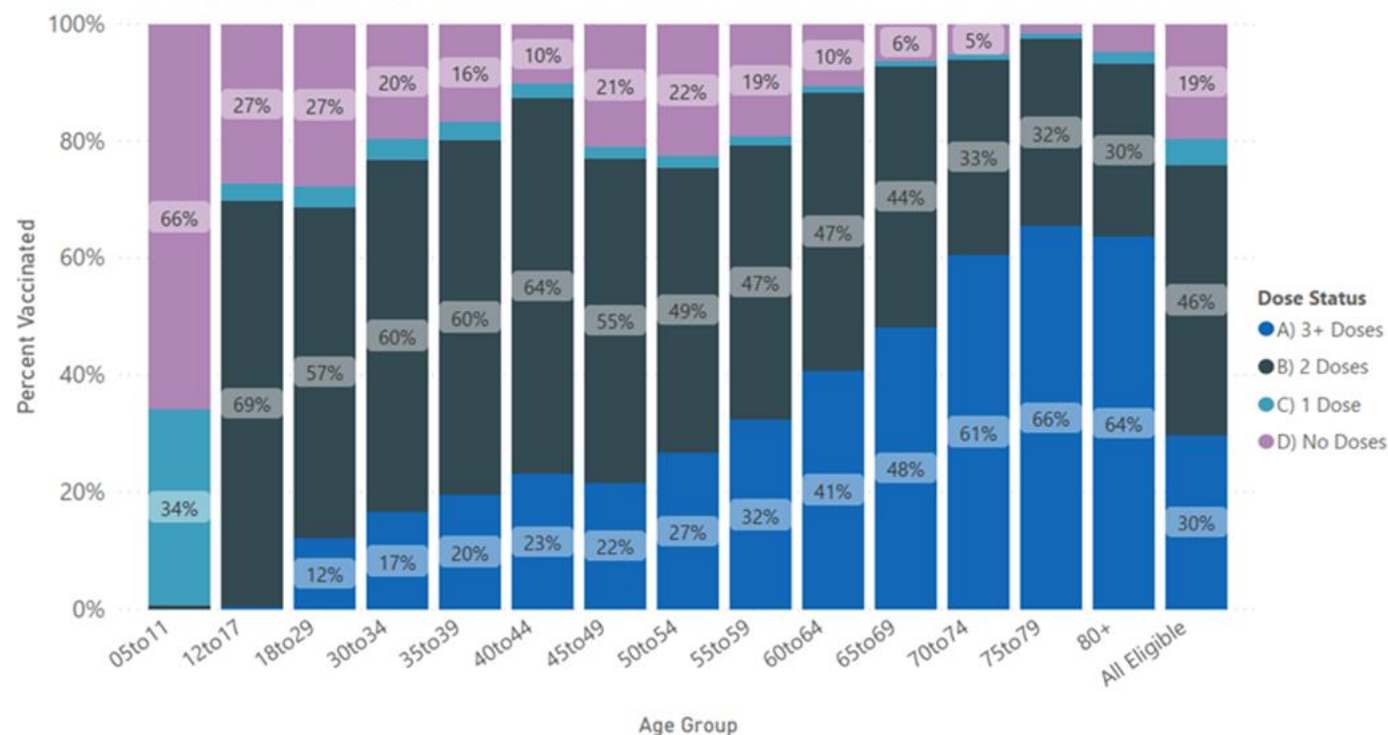
% Eligible Population (5+) with At Least 1 Dose
80.6%

% Eligible Population (5+) with At Least 2 Doses
76.0%

% Total Population with At Least 1 Dose
76.4%

% Total Population with At Least 2 Doses
72.1%

Vaccine Coverage by Age Group and Number of Doses Received

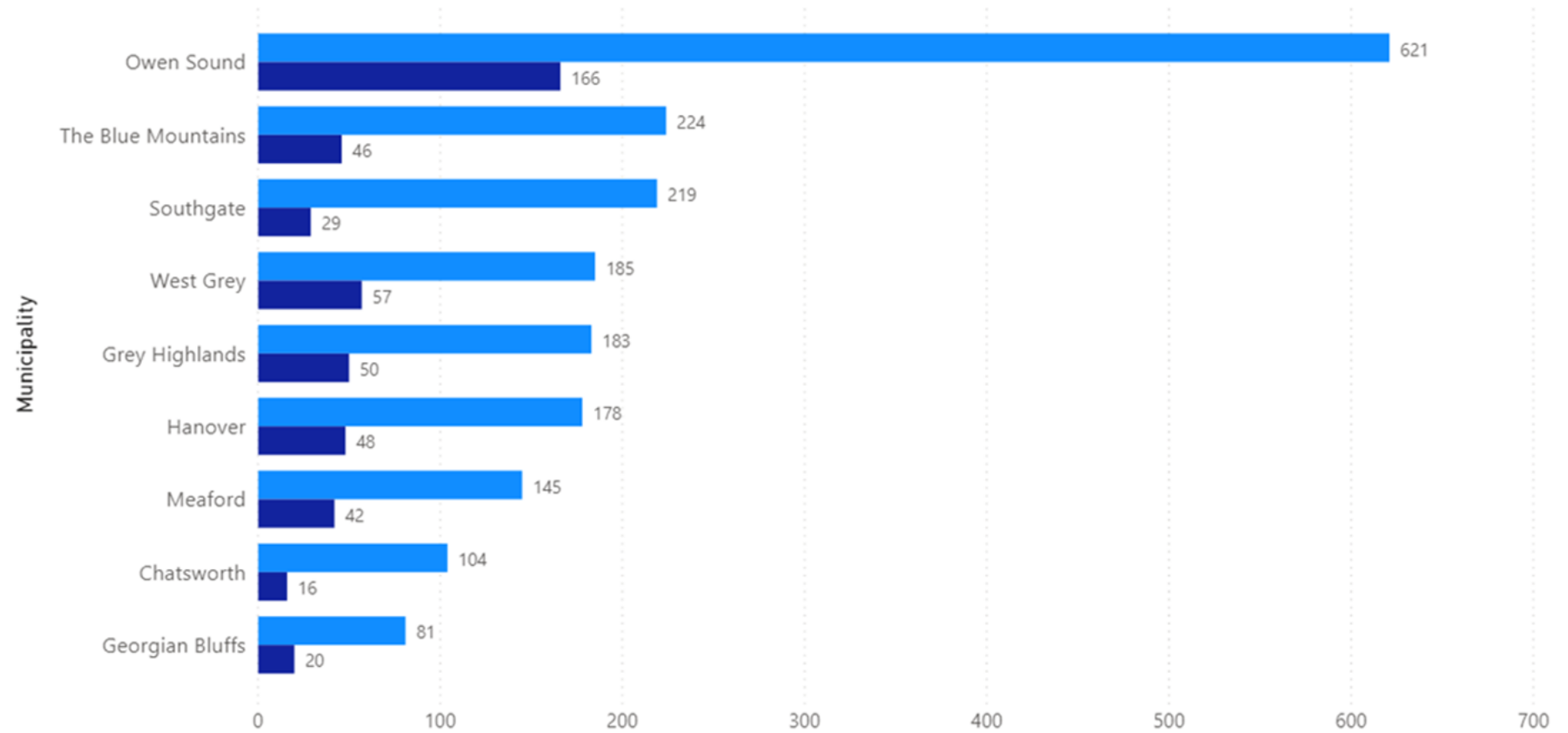


Data notes: Population coverage estimates represent residents of Grey Bruce who have received one or more doses of a COVID-19 vaccine, regardless of where the vaccine was received.
 Data source: Number of vaccinated clients extracted from COVax-ON via IntelliHEALTH. Population estimates: Statistics Canada for 2020, Ontario Ministry of Finance Population Projections by Census Division.
 Note that labels in the figure 'Vaccine Coverage by Age Group and Number of Doses Received' may not be visible if the percentage is small.
 Data last refreshed January 4, 2022. Data are refreshed daily on weekdays and are current up to 11:59 PM on the previous day.

Resolved and Active Cases by Municipality

Grey County

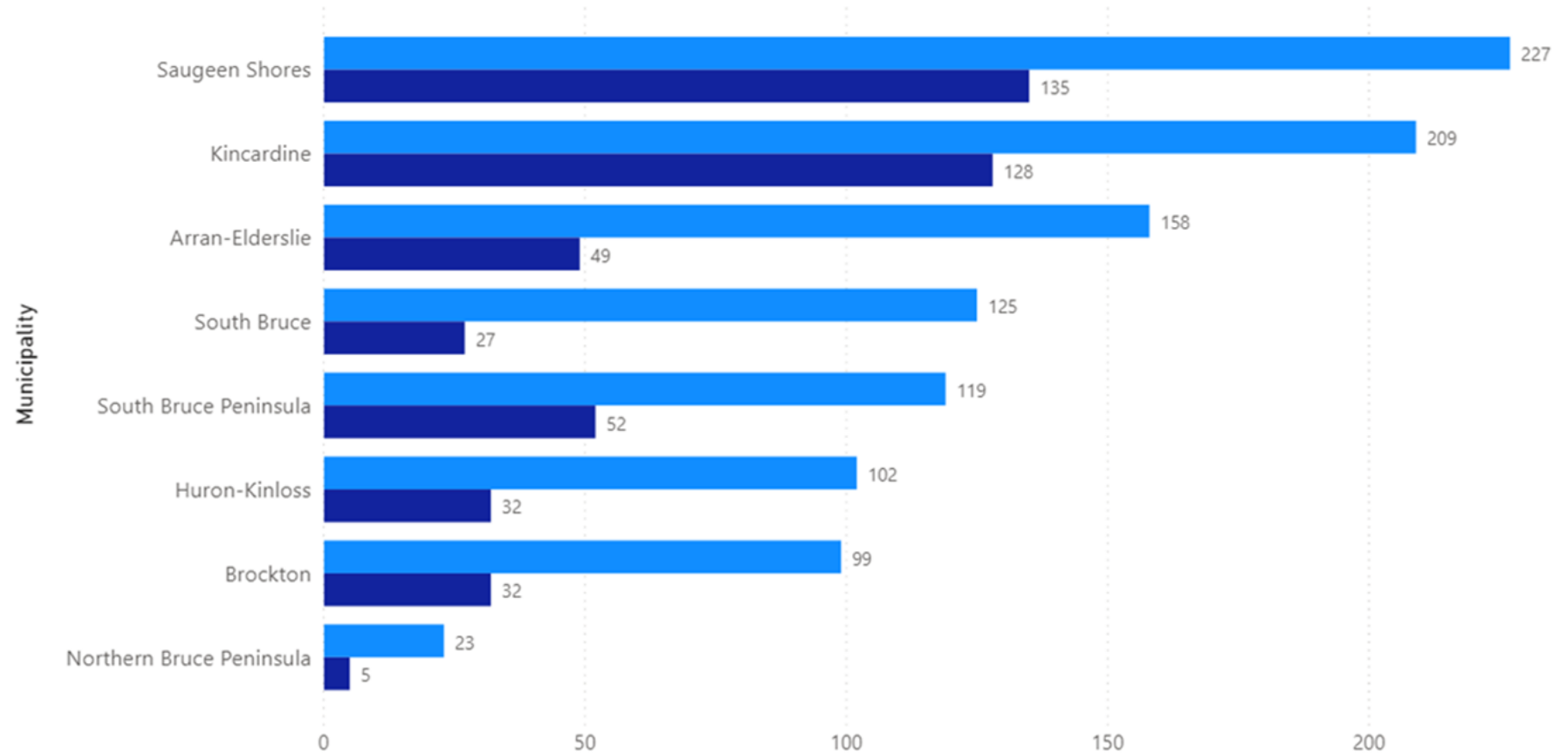
● Resolved Count ● Active Count



Resolved and Active Cases by Municipality

Bruce County

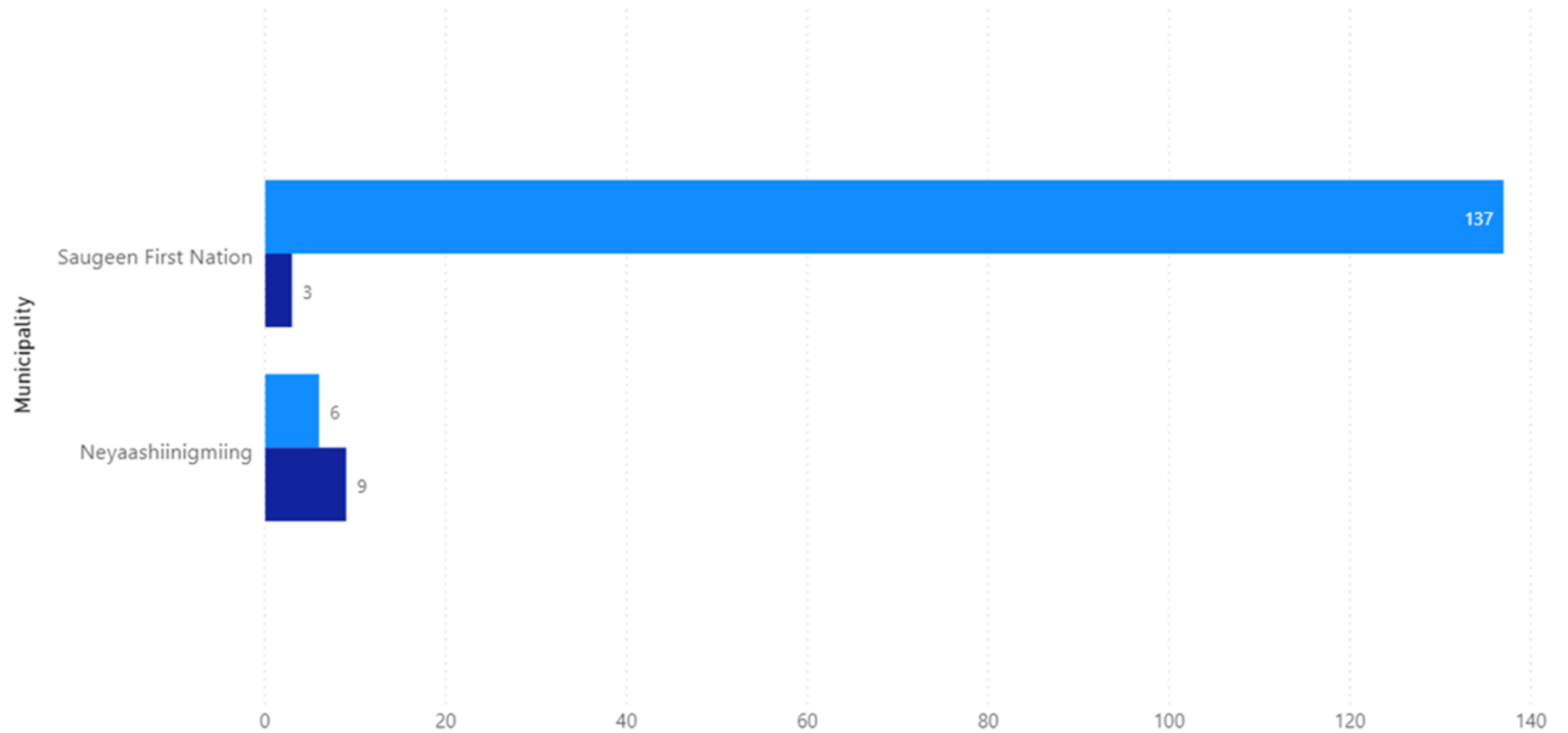
● Resolved Count ● Active Count



Resolved and Active Cases by Municipality

First Nation Communities

● Resolved Count ● Active Count





Situation Report #657 COVID-19

Grey Bruce Health Unit | Incident Management System

January 3, 2022

Current Situation:, [Public Health Measures](#), [COVID-19 Vaccines for Grey Bruce](#), [COVID-19 Vaccine for Ontario](#)
**Follow the 3 W's – Wash hands frequently, Watch distance (ideally 6ft), and Wear face covering correctly, and the 2 A's
- Avoid Crowds and Arrange for outdoor activities instead of indoors whenever possible.**

GET YOUR VACCINE – [SEE THE SCHEDULE](#)
STAY HOME IF SICK

Case counts and vaccine data is taken from GBHU Epidemiological Reports as of 23:59 hrs, January 2, 2022:

All data is preliminary and subject to change. Future situation reports will be updated accordingly.

- 188 new cases reported in past 24 hours in Grey Bruce: 43 – Saugeen Shores; 36 – Owen Sound; 26 – Kincardine; 15 – Grey Highlands; 13 – Meaford; 9 – Arran Elderslie; 8 – Hanover; 7 – Southgate; 5 – Brockton; 5 - Huron Kinloss; 4 – South Bruce Peninsula; 3 – Blue Mountains; 3 – West Grey; 2 – Georgian Bluffs; 2 – Chatsworth; 1 – Northern Bruce Peninsula; 1 – South Bruce; 5 – Unknown
- 4061 confirmed cases (including 2 lab confirmed cases of the Omicron Variant and hundreds by basic lab indicators and epidemiology)
- 949 active cases
- **High risk Contacts will no longer be reported due to the change in case and contact management - [COVID-19 Case and Contact Management Updated Process](#)**
- 3084 resolved cases
- 10 confirmed local active cases hospitalized in Grey Bruce due to COVID-19
 - 0 confirmed case from Grey Bruce is hospitalized outside of Grey Bruce due to COVID-19
- 16 deaths in Grey Bruce
 - +1 death related to a Grey Bruce resident that acquired the infection and was treated outside of Grey Bruce
 - +7 deaths related to Grey Bruce residents that acquired the infection in Grey Bruce however passed away outside of Grey Bruce
 - Local and Provincial data may not align as cases with unconfirmed cause of death are not included above but are included in the Provincial data.
- 128 cases reported in health care workers; reports health care workers living in Grey Bruce and working both in and outside Grey Bruce

Active Outbreaks:

- 0 Facility(ies) in COVID-19 outbreak. Reported in [Hospitals](#)
- 1 Facility(ies) in COVID-19 outbreak. Reported in [Long-Term Care/Retirement Homes](#)
 - Rockwood Terrace Long Term Care
- 0 Facility(ies) in COVID-19 outbreak. Reported in [Schools](#)

- 1 Facility(ies) in COVID-19 outbreak. Reported in [Childcare Centres](#)
 - Vicki's Sandbox – 1 Cohort

Dismissed Cohort(s) – based on 1 case (probable or confirmed) - (more than 1 confirmed case with evidence of transmission within the school environment removes the school from this list and moves it to the outbreak list – see above):

- [0 Childcare Facility\(ies\) reporting dismissed cohort\(s\)](#)
- [0 School\(s\) reporting dismissed cohorts\(s\)](#)

Vaccine – for detailed information please visit [Website and Dashboard](#)

- 300,196 Total Doses of COVID-19 vaccine administered in Grey and Bruce
- 7,968 Doses given within the past week

Future Vaccination Planning: [Vaccine Schedule](#)

- First and second dose may walk-in at all clinics. **Those 5-11 and Third dose requires an appointment at all clinics.** See Vaccine Clinics – details at [Vaccine Schedule](#) (Make sure to scroll to the proper page of the schedule)
- Individuals aged 18 and over can schedule their booster dose appointment through the [Ontario's booking portal](#), by calling the Provincial Vaccine Contact Centre, through Indigenous-led vaccination clinics, [participating pharmacies](#) and primary care settings. Appointments will be booked three months (84 days) after a second dose as the province urgently expands booster eligibility to millions more individuals.
- [COVID-19 Vaccines \(publichealthgreybruce.on.ca\)](#)
- [Getting Your COVID-19 Vaccine \(publichealthgreybruce.on.ca\)](#)
- [Youth and COVID-19 Vaccines \(publichealthgreybruce.on.ca\)](#)

Actions Taken In the Past 24 Hours:

- Media Release - [Pfizer vaccine is reserved for ages under 30 years based on provincial supply and direction](#)
- Media Release - [GBHU Vaccine Clinics January 3 - January 7](#)
- GBHU COVID-19 Team continue with case and contact management, reporting, and responding to COVID-19 related calls. Contact tracing exceeds provincial targets with 100% of all cases contacted within 24 hours
- GBHU Team continue to ensure essential public health activities not related to COVID-19

Provincial COVID-19 Data - <https://covid-19.ontario.ca/data>

- [Provincial Testing Data](#)
- [Provincial Hospitalization Data](#)
- [Provincial Likely Source of Infection Data](#)
- [Raw Data to Download - Provincial](#)

Media Relations

Media inquiries should be directed to Communications@publichealthgreybruce.on.ca 519-376-9420 or 1-800-263-3456 ext. 3940

VACCINE DATA OVERVIEW



GREY BRUCE COVID-19 VACCINATION OVERVIEW

Figure 1

300196

Total Doses Given in Grey Bruce

Figure 2

7968

Doses Given in Grey Bruce: Past Week

Figure 3. Vaccinated Residents by Immunization Status

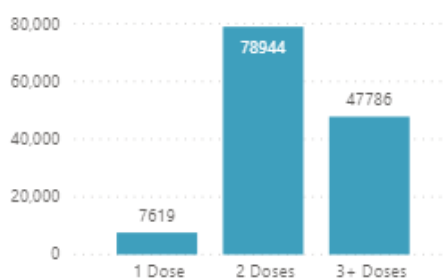


Figure 4. Vaccinated Residents by Age

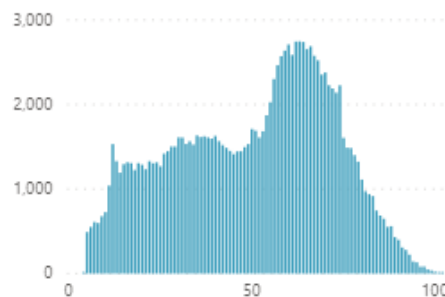


Figure 5. Vaccinated Residents by Gender

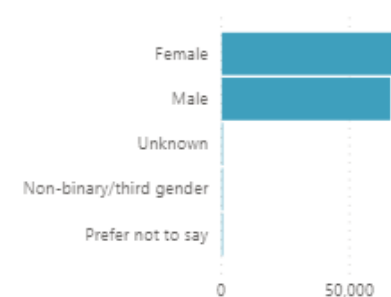


Figure 6. Doses Given in Past Week

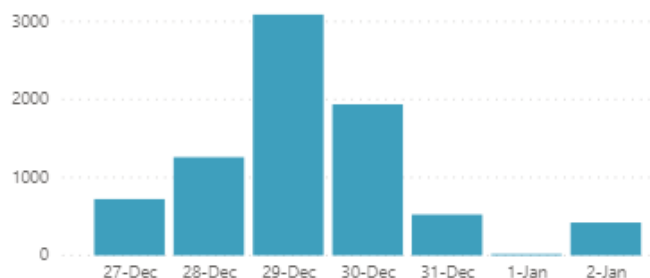
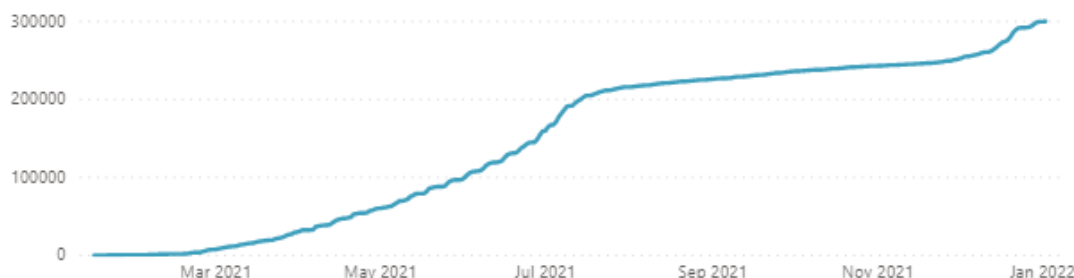


Figure 7. Cumulative Doses by Date Given



Data notes: Figures 1, 2, 6, and 7 represent COVID-19 vaccines administered in the Grey Bruce Health Region, both by the Grey Bruce Health Unit and participating partner organizations. These figures include all doses administered in Grey Bruce, regardless of whether they were given to Grey Bruce residents. These include first, second and any subsequent doses, and do not represent a unique count of individuals.

Figures 3, 4, and 5 represent residents of Grey Bruce, who have received one or more doses of a COVID-19 vaccine, regardless of where the vaccine was received

Data source: data extracted from COVax-ON via IntelliHEALTH.

Data last refreshed January 3, 2022. Data are refreshed daily on weekdays and are current up to 11:59 PM on the previous day.

GREY BRUCE COVID-19 VACCINATION COVERAGE

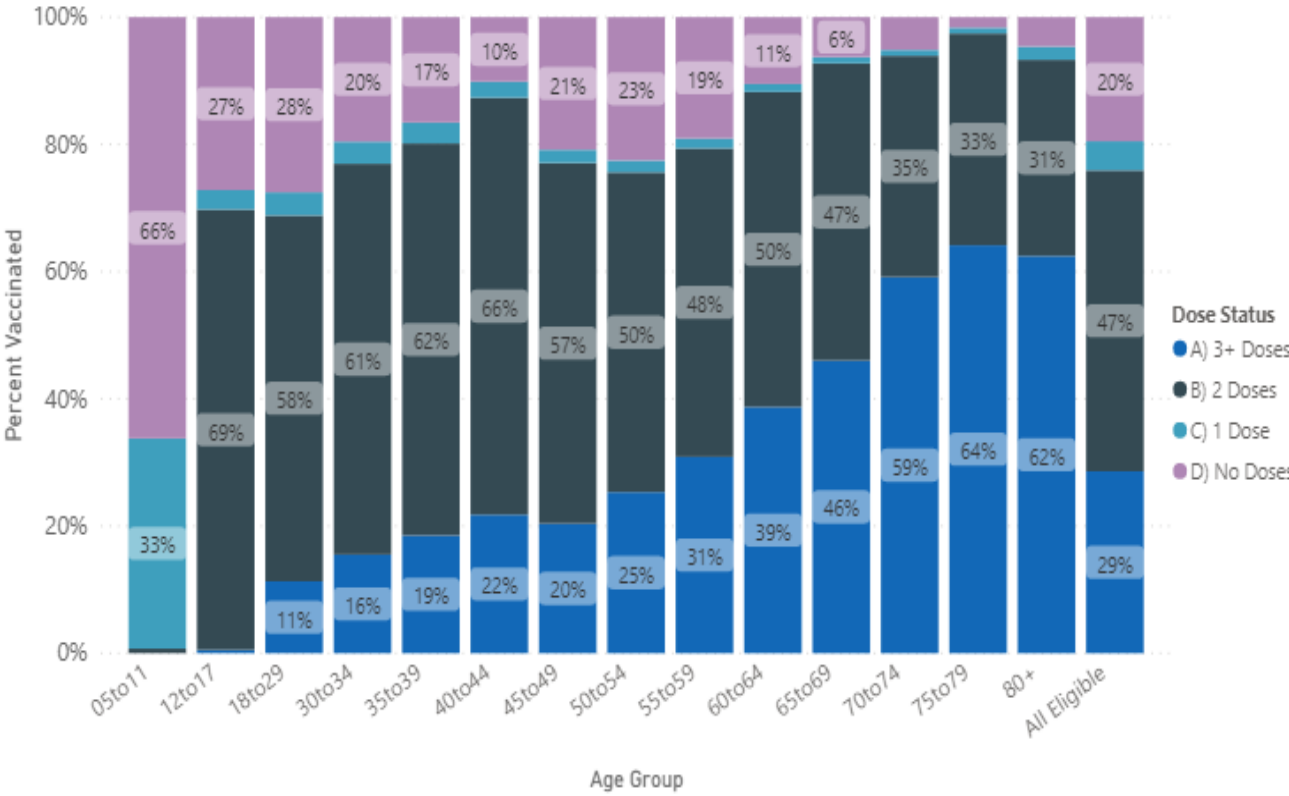
Vaccine Coverage by Age Group and Number of Doses Received

% Eligible Population (5+) with At Least 1 Dose
80.5%

% Eligible Population (5+) with At Least 2 Doses
75.9%

% Total Population with At Least 1 Dose
76.3%

% Total Population with At Least 2 Doses
72.0%

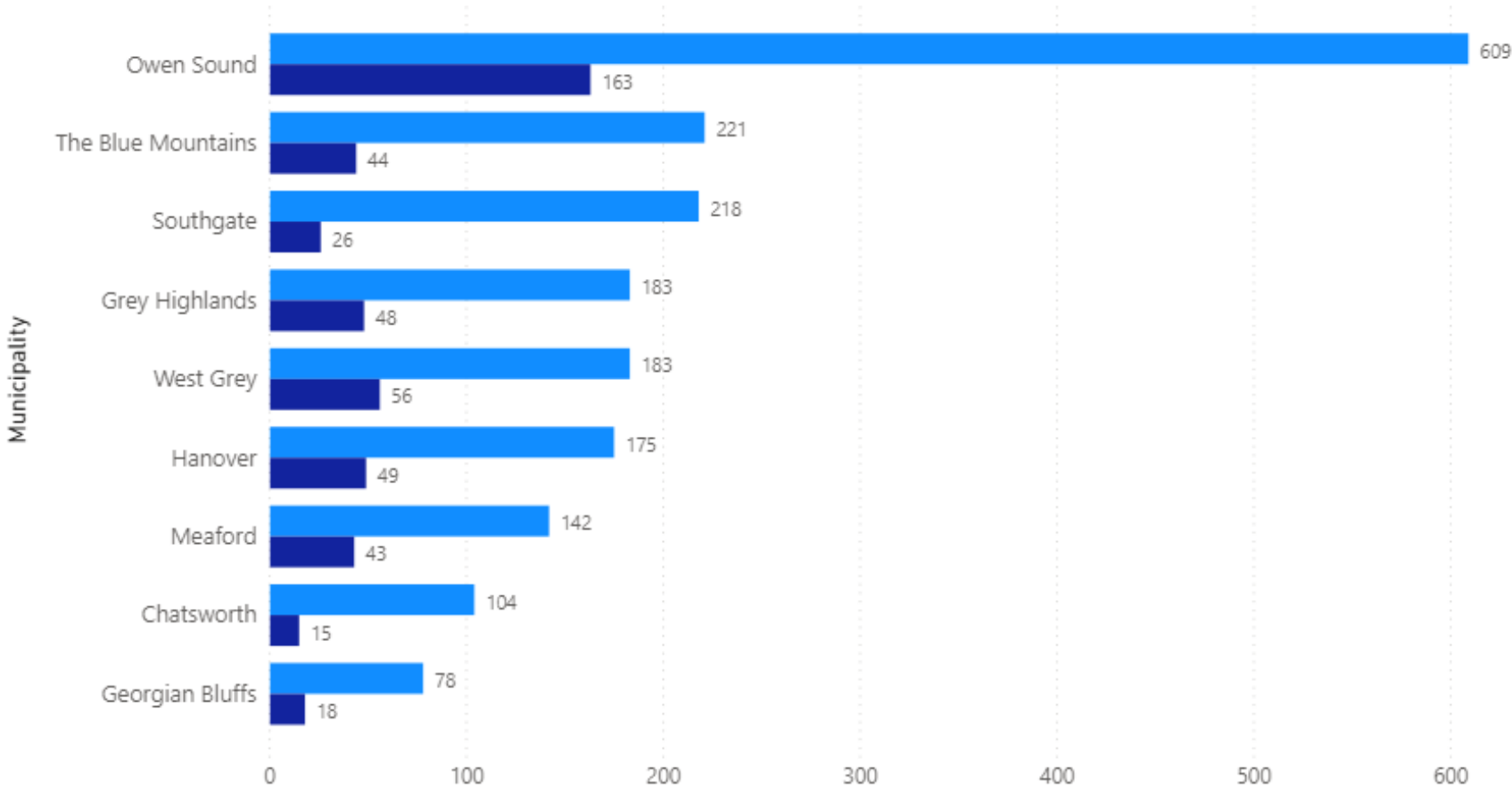


Data notes: Population coverage estimates represent residents of Grey Bruce who have received one or more doses of a COVID-19 vaccine, regardless of where the vaccine was received.
 Data source: Number of vaccinated clients extracted from COVax-ON via IntelliHEALTH. Population estimates: Statistics Canada for 2020, Ontario Ministry of Finance Population Projections by Census Division.
 Note that labels in the figure 'Vaccine Coverage by Age Group and Number of Doses Received' may not be visible if the percentage is small.
 Data last refreshed January 3, 2022. Data are refreshed daily on weekdays and are current up to 11:59 PM on the previous day.

Resolved and Active Cases by Municipality

Grey County

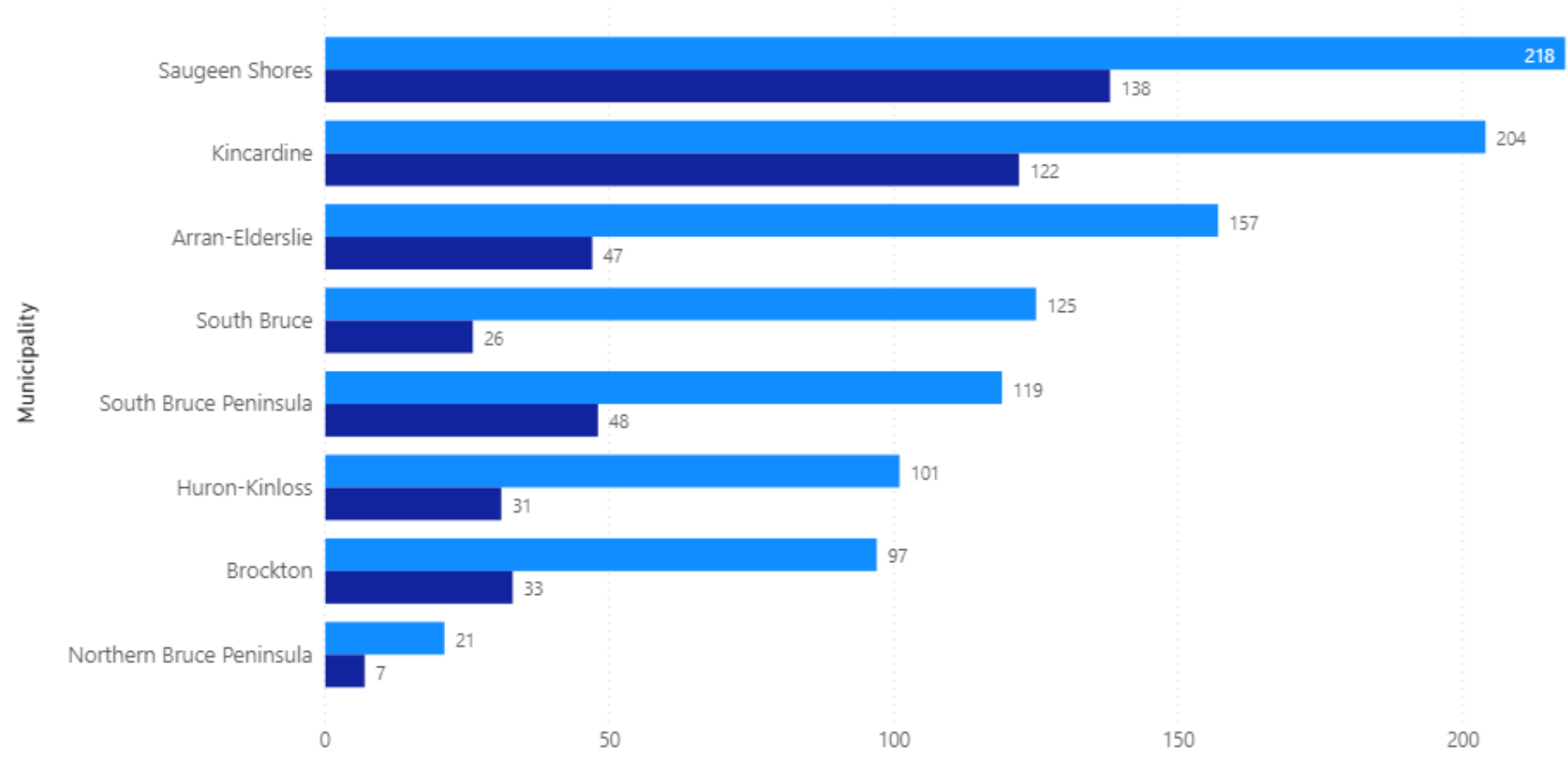
Resolved Count Active Count



Resolved and Active Cases by Municipality

Bruce County

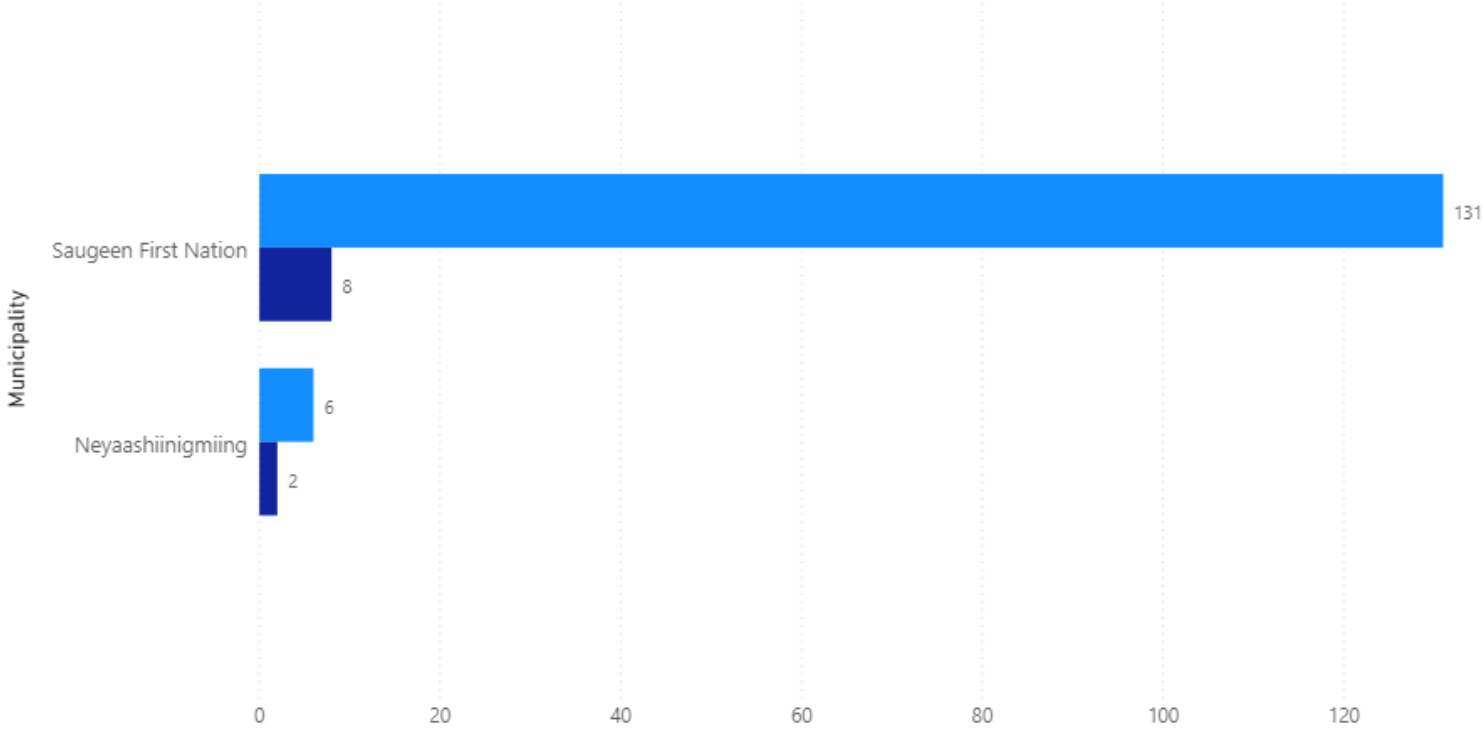
● Resolved Count ● Active Count



Resolved and Active Cases by Municipality

First Nation Communities

Resolved Count Active Count





Situation Report #656 COVID-19

Grey Bruce Health Unit | Incident Management System

January 2, 2022

Current Situation:, [Public Health Measures](#), [COVID-19 Vaccines for Grey Bruce](#), [COVID-19 Vaccine for Ontario](#)
**Follow the 3 W's – Wash hands frequently, Watch distance (ideally 6ft), and Wear face covering correctly, and the 2 A's
- Avoid Crowds and Arrange for outdoor activities instead of indoors whenever possible.**

GET YOUR VACCINE – [SEE THE SCHEDULE](#)
STAY HOME IF SICK

Case counts and vaccine data is taken from GBHU Epidemiological Reports as of 23:59 hrs, January 1, 2022:

All data is preliminary and subject to change. Future situation reports will be updated accordingly.

- 86 new cases reported in past 24 hours in Grey Bruce: 15 – Owen Sound; 14 – Saugeen Shores; 7 – Arran Elderslie; 7 – South Bruce; 6 – South Bruce Peninsula; 5 – Kincardine; 5 – Blue Mountains; 4 – Hanover; 3 – Meaford; 3 – Grey Highlands; 3 – West Grey; 3 – Georgian Bluffs; 2 – Chatsworth; 1 – Huron Kinloss; 1 – Brockton; 1 – Southgate; 1 – Neyaashiinigmiing; 5 – Unknown
- 3874 confirmed cases (including 2 lab confirmed cases of the Omicron Variant and hundreds by basic lab indicators and epidemiology)
- 810 active cases
- **High risk Contacts will no longer be reported due to the change in case and contact management - [COVID-19 Case and Contact Management Updated Process](#)**
- 3035 resolved cases
- 9 confirmed local active cases hospitalized in Grey Bruce due to COVID-19
 - 0 confirmed case from Grey Bruce is hospitalized outside of Grey Bruce due to COVID-19
- 16 deaths in Grey Bruce
 - +1 death related to a Grey Bruce resident that acquired the infection and was treated outside of Grey Bruce
 - +7 deaths related to Grey Bruce residents that acquired the infection in Grey Bruce however passed away outside of Grey Bruce
 - Local and Provincial data may not align as cases with unconfirmed cause of death are not included above but are included in the Provincial data.
- 128 cases reported in health care workers; reports health care workers living in Grey Bruce and working both in and outside Grey Bruce

Active Outbreaks:

- 0 Facility(ies) in COVID-19 outbreak. Reported in [Hospitals](#)
- 1 Facility(ies) in COVID-19 outbreak. Reported in [Long-Term Care/Retirement Homes](#)
 - Rockwood Terrace Long Term Care
- 0 Facility(ies) in COVID-19 outbreak. Reported in [Schools](#)

- 1 Facility(ies) in COVID-19 outbreak. Reported in [Childcare Centres](#)
 - Vicki's Sandbox – 1 Cohort

Dismissed Cohort(s) – based on 1 case (probable or confirmed) - (more than 1 confirmed case with evidence of transmission within the school environment removes the school from this list and moves it to the outbreak list – see above):

- [1 Childcare Facility\(ies\) reporting dismissed cohort\(s\)](#)
 - Brockton Childcare Centre
- [0 School\(s\) reporting dismissed cohorts\(s\)](#)

Vaccine – for detailed information please visit [Website and Dashboard](#)

- Vaccine Data to be updated on January 4, 2022
- 297,810 Total Doses of COVID-19 vaccine administered in Grey and Bruce
- 7,307 Doses given within the past week

Future Vaccination Planning: [Vaccine Schedule](#)

- First and second dose may walk-in at all clinics. **Those 5-11 and Third dose requires an appointment at all clinics.** See Vaccine Clinics – details at [Vaccine Schedule](#) (Make sure to scroll to the proper page of the schedule)
- Individuals aged 18 and over can schedule their booster dose appointment through the [Ontario's booking portal](#), by calling the Provincial Vaccine Contact Centre, through Indigenous-led vaccination clinics, [participating pharmacies](#) and primary care settings. Appointments will be booked three months (84 days) after a second dose as the province urgently expands booster eligibility to millions more individuals.
- [COVID-19 Vaccines \(publichealthgreybruce.on.ca\)](#)
- [Getting Your COVID-19 Vaccine \(publichealthgreybruce.on.ca\)](#)
- [Youth and COVID-19 Vaccines \(publichealthgreybruce.on.ca\)](#)

Actions Taken In the Past 24 Hours:

- Media Release - [Updated Eligibility for PCR Testing and Case and Contact Management Guidance in Ontario](#)
- GBHU COVID-19 Team continue with case and contact management, reporting, and responding to COVID-19 related calls. Contact tracing exceeds provincial targets with 100% of all cases contacted within 24 hours
- GBHU Team continue to ensure essential public health activities not related to COVID-19

Provincial COVID-19 Data - <https://covid-19.ontario.ca/data>

- [Provincial Testing Data](#)
- [Provincial Hospitalization Data](#)
- [Provincial Likely Source of Infection Data](#)
- [Raw Data to Download - Provincial](#)

Media Relations

Media inquiries should be directed to Communications@publichealthgreybruce.on.ca 519-376-9420 or 1-800-263-3456 ext. 3940

Vaccine Data Overview not available on holidays and weekends. Will be updated on Tuesday January 4, 2022

Resolved and Active Case by Municipality data not available on holidays and weekends. Will be updated Tuesday January 4, 2022



Situation Report #655 COVID-19

Grey Bruce Health Unit | Incident Management System

January 1, 2022

Current Situation:, [Public Health Measures](#), [COVID-19 Vaccines for Grey Bruce](#), [COVID-19 Vaccine for Ontario](#)
**Follow the 3 W's – Wash hands frequently, Watch distance (ideally 6ft), and Wear face covering correctly, and the 2 A's
- Avoid Crowds and Arrange for outdoor activities instead of indoors whenever possible.**

GET YOUR VACCINE – [SEE THE SCHEDULE](#)

STAY HOME IF SICK

Case counts and vaccine data is taken from GBHU Epidemiological Reports as of 23:59 hrs, December 31, 2021:

All data is preliminary and subject to change. Future situation reports will be updated accordingly.

- 187 new cases reported in past 24 hours in Grey Bruce: 33 – Owen Sound; 22 – Saugeen Shores; 22 – Kincardine; 14 – Meaford; 12 – Blue Mountains; 12 – Arran-Elderslie; 12 – Hanover; 12 – South Bruce Peninsula; 9 – Huron Kinloss; 7 – Grey Highlands; 7 – Brockton; 5 – West Grey; 4 – Southgate; 3 – South Bruce; 3 – Neyaashiinigmiing; 2 – Georgian Bluffs, 2 – Northern Bruce Peninsula, 6 – Unknown
- 3789 confirmed cases (including 2 lab confirmed cases of the Omicron Variant and hundreds by basic lab indicators and epidemiology)
- 757 active cases
- **High risk Contacts will no longer be reported due to the change in case and contact management - [COVID-19 Case and Contact Management Updated Process](#)**
- 3003 resolved cases
- 9 confirmed local active cases hospitalized in Grey Bruce due to COVID-19
 - 0 confirmed case from Grey Bruce is hospitalized outside of Grey Bruce due to COVID-19
- 16 deaths in Grey Bruce
 - +1 death related to a Grey Bruce resident that acquired the infection and was treated outside of Grey Bruce
 - +7 deaths related to Grey Bruce residents that acquired the infection in Grey Bruce however passed away outside of Grey Bruce
 - Local and Provincial data may not align as cases with unconfirmed cause of death are not included above but are included in the Provincial data.
- 128 cases reported in health care workers; reports health care workers living in Grey Bruce and working both in and outside Grey Bruce

Active Outbreaks:

- 0 Facility(ies) in COVID-19 outbreak. Reported in [Hospitals](#)
- 1 Facility(ies) in COVID-19 outbreak. Reported in [Long-Term Care/Retirement Homes](#)
 - Rockwood Terrace Long Term Care
- 0 Facility(ies) in COVID-19 outbreak. Reported in [Schools](#)

- 1 Facility(ies) in COVID-19 outbreak. Reported in [Childcare Centres](#)
 - Vicki's Sandbox – 1 Cohort

Dismissed Cohort(s) – based on 1 case (probable or confirmed) - (more than 1 confirmed case with evidence of transmission within the school environment removes the school from this list and moves it to the outbreak list – see above):

- [1 Childcare Facility\(ies\) reporting dismissed cohort\(s\)](#)
 - Brockton Childcare Centre – 1 cohort
- [0 School\(s\) reporting dismissed cohorts\(s\)](#)

Vaccine – for detailed information please visit [Website and Dashboard](#)

- Vaccine Data to be updated on January 4, 2022
- 297,810 Total Doses of COVID-19 vaccine administered in Grey and Bruce
- 7,307 Doses given within the past week

Future Vaccination Planning: [Vaccine Schedule](#)

- First and second dose may walk-in at all clinics. **Those 5-11 and Third dose requires an appointment at all clinics.** See Vaccine Clinics – details at [Vaccine Schedule](#) (Make sure to scroll to the proper page of the schedule)
- Individuals aged 18 and over can schedule their booster dose appointment through the [Ontario's booking portal](#), by calling the Provincial Vaccine Contact Centre, through Indigenous-led vaccination clinics, [participating pharmacies](#) and primary care settings. Appointments will be booked three months (84 days) after a second dose as the province urgently expands booster eligibility to millions more individuals.
- [COVID-19 Vaccines \(publichealthgreybruce.on.ca\)](#)
- [Getting Your COVID-19 Vaccine \(publichealthgreybruce.on.ca\)](#)
- [Youth and COVID-19 Vaccines \(publichealthgreybruce.on.ca\)](#)

Actions Taken In the Past 24 Hours:

- GBHU COVID-19 Team continue with case and contact management, reporting, and responding to COVID-19 related calls. Contact tracing exceeds provincial targets with 100% of all cases contacted within 24 hours
- GBHU Team continue to ensure essential public health activities not related to COVID-19

Provincial COVID-19 Data - <https://covid-19.ontario.ca/data>

- [Provincial Testing Data](#)
- [Provincial Hospitalization Data](#)
- [Provincial Likely Source of Infection Data](#)
- [Raw Data to Download - Provincial](#)

Media Relations

Media inquiries should be directed to Communications@publichealthgreybruce.on.ca 519-376-9420 or 1-800-263-3456 ext. 3940

Vaccine Data Overview not available on holidays and weekends. Will be updated on Tuesday January 4, 2022

Resolved and Active Case by Municipality data not available on holidays and weekends. Will be updated Tuesday January 4, 2022