

# Public Pool, Public Spa and Class C Facilities Operator's Manual

2019





# Table of Contents

<b>Letter from the Director</b> . . . . .	<b>1</b>
<b>Section A: Ontario Regulation 565 for Public Pools, Public Spas and Class C Facilities</b> <b>3</b>	
Section A: The following section applies to all recreational water facilities.. . . . .	5
Application . . . . .	5
Notification . . . . .	5
Re-Opening A Public Pool Or Public Spa After Closure . . . . .	6
Operation, General Requirements . . . . .	6
Rendered Inaccessible. . . . .	6
Deck, Dressing Rooms, Water Closet And Showers . . . . .	7
Chemical Storage And Handling . . . . .	7
Water Quality . . . . .	7
Backflow Prevention . . . . .	8
Water Treatment . . . . .	8
Automatic Sensing Device Readings . . . . .	8
Oxidation Reduction Potential (ORP) . . . . .	9
Cyanurate Stabilizer . . . . .	9
Water Meter . . . . .	10
Daily Records . . . . .	10
Record Retention . . . . .	10
Food Or Beverage . . . . .	10
Maintenance. . . . .	10
Bathing Apparel And Towels . . . . .	11
Other Records . . . . .	11
Ground Current Leakage Detecting And De-energizing Devices . . . . .	11
Where Clarity Or Illumination Standard Not Met . . . . .	11
Emergency Phone Notices And Markings . . . . .	11
Spectator Gallery . . . . .	12
Bather Shall Shower. . . . .	12
Safety Equipment . . . . .	12
Electrically Insulated Or Non-conducting Reaching Pole . . . . .	12
Spine Board . . . . .	12
First Aid Kit . . . . .	12
Emergency Stop Button. . . . .	13
Safety-Related Equipment Record Keeping . . . . .	13
Reference To Medical Officer Of Health Or Public Health Inspector . . . . .	13
Operation In Accordance With Regulation . . . . .	13
<b>Section A: Appendices</b> . . . . .	<b>15</b>
A – 1 Glossary . . . . .	17
A – 2 Recreational Water Facility Opening Notification Form . . . . .	20
A – 3 General Signage Requirements . . . . .	21
A – 4 Gauges, Single Pressure Gauge, Two Pressure Gauges, Why follow the gauges?22	
A – 5 pH . . . . .	23
A – 6 Total Alkalinity (TA) . . . . .	25
A – 7 Calcium Hardness . . . . .	26

A – 8	Stabilization . . . . .	.27
A – 9	Types of Chlorine Residuals . . . . .	28
A – 10	ORP and Chlorine PPM Conversion Chart . . . . .	30
A – 11	Bromination . . . . .	30
A – 12	Handling Chemicals Safely . . . . .	.31

**Section B: Ontario Regulation 565 for Public Pools. . . . . 33**

Section B: The following section only applies to public swimming pools. . . . .	35
Class A And B Pools . . . . .	35
Exemption From Ontario Regulation 565 (Public Pools). . . . .	35
Class B Operating As Class A Pool . . . . .	35
Operation . . . . .	36
Pool With Ramps . . . . .	36
Pool Constructed Before June 7, 1965 . . . . .	.37
Pool Constructed Before May 1, 1974 . . . . .	.37
Water Quality . . . . .	.37
Bromine Levels . . . . .	.37
Make-up Water . . . . .	.37
Pool Maximum Bather Load . . . . .	.37
Wave Action Pool Maximum Bather Load . . . . .	38
Benches Or Seats . . . . .	38
Pool Moveable Equipment . . . . .	38
Gas Chlorinator . . . . .	38
Diving Platform . . . . .	39
Emergency Telephone . . . . .	39
Wave Action Pool Safety . . . . .	39
Emergency Stop Button . . . . .	40
Cyanurate Stabilization Test . . . . .	40
Written Emergency And Operational Procedures . . . . .	40
Supervision . . . . .	40
Class A Pool – Lifeguards . . . . .	.41
Wave Action Pool - Lifeguard . . . . .	42
Aquatic Instructor Or Coach . . . . .	42
Unsupervised Class B Pool . . . . .	43
Class A - Supervision Of Children Under Age 10. . . . .	44
Water Clarity And Illumination. . . . .	44
Notices And Markings. . . . .	44
Pool Markings . . . . .	45
Wave Action Pool Markings . . . . .	45
Pool With Ramp(s) Markings . . . . .	45
Buoyant Throwing Aids For Pool . . . . .	45
Buoy Line For Class B Pool . . . . .	45
Class A Pool – Control Stations . . . . .	46

<b>Section B: Appendices</b> . . . . .	<b>47</b>
B – 1 Public Pool Signage Requirements . . . . .	49
B – 2 Pool Tests Frequency . . . . .	51
B – 3 Black Disc On White Background . . . . .	52
B – 4 Filtration . . . . .	53
B – 5 Filter Head Operation . . . . .	53
B – 6 General Backwash Procedure . . . . .	54
B – 7 Swimming Pool Filter Parameters . . . . .	55
B – 8 Water Balance . . . . .	56
B – 9 Recommendations For Cleaning A Pool Fouling (Liquid Stool/Diarrhoea) . . . . .	57
B – 10 Recommendations On Localizing Minor Foulings (Formed Stools) . . . . .	58
B – 11 Pool Daily Records . . . . .	59
B – 12 Public Pool Weekly Test For Cyanuric Acid . . . . .	60
B – 13 Pool Monthly Records . . . . .	61
B – 14 Pool Maintenance Repairs and Replacements . . . . .	62
B – 15 Criteria For Closing A Swimming Pool . . . . .	63
B – 16 Universal Signs . . . . .	64
<b>Section C: Ontario Regulation 565 for Public Spas</b> . . . . .	<b>65</b>
Section C: The following section only applies to public spas. . . . .	67
Exemption From Ontario Regulation 565 (Public Pools). . . . .	67
Spa Water Clarity . . . . .	67
Spa Volume Exceeding 4000 Litres . . . . .	67
Spa Volume Not Exceeding 4000 Litres . . . . .	67
Inspection Prior To Refilling . . . . .	67
Spa Maximum Capacity . . . . .	67
Testing Emergency Telephone . . . . .	68
Testing Emergency Stop Button And Vacuum Release Mechanism. . . . .	68
Public Spa Caution Notice. . . . .	68
Buoyant Throwing Aids For Spa . . . . .	69
Spa Water Temperature. . . . .	69
Spa Timing Device. . . . .	69
Timing Device sign . . . . .	69
Suction System . . . . .	69
Clock . . . . .	70
Steps, Handrails And Band Of Contrasting Colour . . . . .	70
Emergency Stop Button. . . . .	70
Emergency Stop Button Sign . . . . .	70
<b>Section C: Appendices</b> . . . . .	<b>71</b>
C – 1 Public Spa Signage Requirements. . . . .	73
C – 2 Spa Tests Frequency . . . . .	74
C – 3 Spa Daily Records . . . . .	75
C – 4 Spa Monthly Records . . . . .	76
C – 5 Spa Maintenance Repairs and Replacements . . . . .	77
C – 6 Criteria For Closing A Public Spa . . . . .	78

**Section D: Ontario Regulation 565 for Public Wading Pools, Splash/Spray Pads and Receiving basins (Class C Facilities) . . . . . 79**

Section D: The following section applies to public wading pools, splash/spry pads and receiving basins (Class C) . . . . .81

Class C Facilities . . . . .81

Class C Facility Requirements . . . . .81

Notification . . . . .81

Class C Operations. . . . . 82

Class C Facilities Water Quality . . . . . 82

Clean Water And Source Water . . . . . 82

Air Gap Or Backflow Preventer. . . . . 82

Health And Safety Of Bathers . . . . . 82

Wading Pool Operation. . . . . 83

Wading Pool Rendered Inaccessible . . . . . 83

Wading Pool Water Treatment . . . . . 83

Wading Pool Daily Test . . . . . 84

Automatic Sensing Device . . . . . 84

Wading Pool Safety . . . . . 84

Splash Pad Water Quality . . . . . 85

Spray/Splash Pad Water Signage . . . . . 85

Safety-Related Equipment Record Keeping . . . . . 85

Reference To Medical Officer Of Health Or Public Health Inspector . . . . . 85

**Section D: Appendices . . . . . 87**

D – 1 Class C Signage Requirements . . . . . 89

D – 2 Wading Pool Tests Frequency . . . . . 89

D – 3 Wading Pool Daily Records . . . . . 90

D – 4 Wading Pool Monthly Records . . . . .91

D – 5 Wading Pool Maintenance and Replacements. . . . .92

D – 6 Criteria for Closing a Wading Pool . . . . .93

**Dr. Eileen de Villa**  
Medical Officer of Health

**Public Health**  
277 Victoria Street  
5<sup>th</sup> Floor  
Toronto, Ontario M5B 1W2

**Tel:** 416-392-1356  
**Fax:** 416-392-0713  
Howard.Shapiro@toronto.ca  
toronto.ca/health

Dear Owners and Operators:

***Re: Public Pool, Public Spa and Class C Operator's Manual 2018***

The operation and maintenance of a public recreational facilities is governed by Ontario Regulation 565 under the Health Protection and Promotion Act, R.S.O.1990, c.H.7

To assist you in meeting the requirements of the Regulation, Toronto Public Health has created the Public Pool, Public Spa and Class C Operator's manual. This manual is also available on our website at [www.toronto.ca/health](http://www.toronto.ca/health)

Owners/operators are legally responsible for ensuring their recreational water facilities are operated and maintained in accordance with provincial requirements. Failure to comply exposes bathers to unnecessary risks, such as water-borne communicable diseases and potentially life threatening injuries.

For your convenience this manual has be divided into four main sections.

These sections include:

- Section A is the general section that is common to all types of recreational water facilities,
- Section B only applies to public swimming pools,
- Section C only applies to public spas (hot tubs) and
- Section D only applies to public wading pools, splash/spray pads and receiving basins (Class C).

Public Health Inspectors are available for consultation on compliance issues. To reach an inspector, please call Toronto Health Connection at 416-338-7600.

Thank you for your cooperation in ensuring a safe and healthy environment for pool users.

Yours truly,

Sincerely,




**Dr. Howard Shapiro**  
Director, Healthy Environments  
Associate Medical Officer of Health





# Section A: Ontario Regulation 565 for Public Pools, Public Spas and Class C Facilities





## Section A: The following section applies to all recreational water facilities.

### Application

**Section 4. (1)** This Regulation applies to public pools and all buildings, appurtenances and equipment used in the operation of public pools.

**Section 4. (2)** Where this Regulation refers to public spas, it applies to the following public spas, whether or not they are operated in conjunction with a Class A pool or a Class B pool, and to all buildings, appurtenances and equipment used in their operation:

1. A public spa operated on the premises of an apartment building that contains six or more dwelling units or suites, or a mobile home park, for the use of the occupants and their visitors.
2. A public spa operated as a facility to serve a community of six or more single-family private residences, for the use of the residents and their visitors.
3. A public spa operated on the premises of a hotel for the use of the hotel's guests and their visitors, subject to subsection 4.1 (2).
4. A public spa operated on the premises of a campground, for the use of the campground's tenants and their visitors.
5. A public spa operated in conjunction with,
  - i. a club, for the use of its members and their visitors, or
  - ii. a condominium, co-operative or commune property that contains six or more dwelling units or suites, for the use of the owners or members and their visitors.

6. A public spa operated in conjunction with a child care centre, a day camp or an establishment or a facility for the care or treatment of persons who have special needs, for the use of such persons and their visitors.



### Notification

**Section 5. (1)** At least 14 days before a public pool or public spa is put into use after construction or alteration, the owner or the owner's agent shall notify, in writing, the medical officer of health or a public health inspector for the health unit where the pool or spa is situated ,

- (a) of the building permit number issued for the construction or alteration of the pool or spa;
- (b) whether or not all the preparations necessary to operate the pool or spa in accordance with this Regulation have been completed;
- (c) of the date that the pool or spa is intended to be opened or re-opened for use;
- (d) in the case of a pool, whether the pool is intended to be operated as a Class A or a Class B pool; and
- (e) of the name and address of the operator.

**Section 5. (2)** A person who proposes to open or re-open a pool or spa for use as a public pool or public spa after construction or alteration shall not open or re-open the pool or spa without first obtaining permission in writing from the medical officer of health or a public health inspector for the health unit where the pool or spa is situated.

## Re-Opening A Public Pool Or Public Spa After Closure



**Section 5. (3)** At least 14 days before the re-opening of a public pool or public spa after any closure that lasts for more than four weeks, the owner or operator shall notify in writing the medical officer of health or a public health inspector for the health unit where the pool or spa is situate,

- (a) of the date that the pool or spa is to be re-opened;
- (b) of the name and address of the operator; and
- (c) in the case of a pool, whether the pool is intended to be operated as a Class A or a Class B pool.

**Section 5. (4)** Every operator of a public pool or public spa shall ensure that the results of any inspections conducted by a public health inspector are posted in accordance with the inspector's request.

**Section 5. (5)** In this section,

“alteration” does not include routine maintenance or repair or replacement of existing equipment.

## Operation, General Requirements



**Section 6. (1)** Every owner of a public pool or public spa shall designate an operator

**Section 6. (2)** Every operator shall be trained in public pool and public spa operation and maintenance, filtration systems, water chemistry and all relevant safety and emergency procedures.

**Section 6. (3)** Every owner and every operator shall,

- (a) maintain the public pool or public spa and its equipment in a safe and sanitary condition;

## Rendered Inaccessible



**Section 6. (3)** Every owner and every operator shall,

- (b) ensure that, except during the daily use period, the pool or spa is rendered inaccessible to persons who are not involved with its operation, inspection or maintenance;
- (c) ensure that,
  - (i) in a Class A pool that was constructed after the 30th day of April, 1974, a volume of water not less than four times the total capacity of the pool is filtered, disinfected and passed through the pool each day,
  - (ii) in a Class A pool that was constructed before the 1st day of May, 1974 and in a Class B pool, a volume of water not less than three times the total capacity of the pool is filtered, disinfected

and passed through the pool each day, and

(iii) in a wave action pool, a volume of water not less than six times the total capacity of the pool is filtered, disinfected and passed through the pool each day; and

(d) except for stoppage for maintenance, draining, repairs or backwashing of filters or for a closure for a continuous period of seven days or more, ensure that the circulation system and the chemical feeders are in continuous operation throughout the entire 24 hours of each day without regard to the daily use period.

## Deck, Dressing Rooms, Water Closet And Showers



**Section 6. (6)** Every owner and every operator shall ensure that,

- (a) all components of the pool or spa are maintained in proper working order;
- (b) all surfaces of the pool or spa deck and walls are maintained in a sanitary condition and free from potential hazards;
- (c) where dressing rooms, water closets and shower facilities are provided for the pool or spa, they are available for use of the bathers before entering the deck;



- (d) carpeting or other water-retentive material is not installed or used in any area that becomes or may become wet during the daily use period of the pool or spa;
- (e) the perimeter of the pool or spa deck are clearly delineated by painted lines or other means where any area contiguous to the pool or spa deck may be confused with the deck;

## Chemical Storage And Handling



**Section 6. (6) (f)** provisions are made for the safe storage and handling of all chemicals required in the operation of the pool or spa;

- (g) where footsprays are provided for the pool or spa, they are maintained in good working order and are kept sanitary;

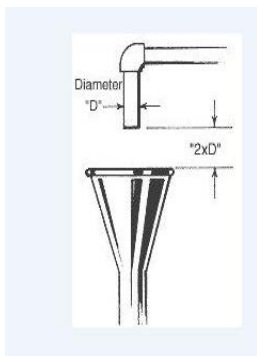
## Water Quality



**Section 7. (1)** Every owner and every operator of a public pool or public spa shall ensure that the clean water and the make-up water are free from contamination that may be injurious to the health of the bathers.

## Backflow Prevention

**Section 7. (2)** Every owner and every operator of a public pool or public spa shall ensure that the pool or spa water and its circulation system is separate from the potable water supply and from the sewer or drainage system into which it drains by air gaps or other devices that prevent the water in the pool or spa or its circulation system from flowing back into the potable water supply, and the water in the sewer or drainage system from flowing back into the pool or spa or its circulation system.



**Section 7. (3)** Every owner and every operator of a public pool or public spa shall ensure that the pool or spa water is maintained free from visible matter that may be hazardous to the health or safety of the bathers.

## Water Treatment

**Section 7. (8)** Every owner and every operator of a public pool or public spa shall ensure that the pool or spa water is treated with chlorine, a chlorine compound or a bromine compound by means of a chemical feeder, and is maintained so that in every part of the pool or spa, at all times during the daily use period,

- (a) the total alkalinity is maintained in the range of 80 ppm to 120 ppm;
- (b) the pH value is within the range of 7.2 to 7.8;
- (c) there is a residual of free available chlorine in every part of a public pool of at least 0.5 ppm but not more than 10 ppm, and a residual

of free available chlorine or total bromine in every part of a public spa of at least 5 ppm but not more than 10 ppm;

## Automatic Sensing Device Readings

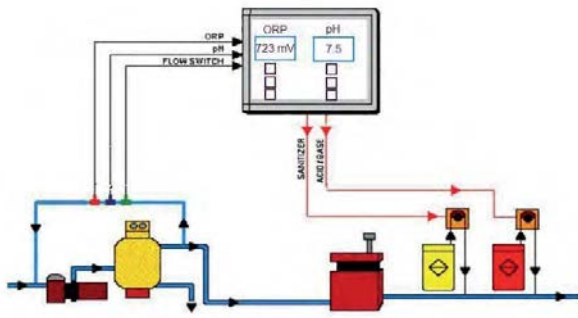


**Section 7. (8) (f)** if the pool or spa is equipped with an automatic sensing device, the Oxidation Reduction Potential value is not less than 600 mV and not greater than 900 mV; and

- (g) where the medical officer of health determines that the health of the bathers may be affected, there is such higher minimum or maximum chlorine or bromine residual than required under clause (c), (d) or (e) as the medical officer of health may require in writing.

**Section 7. (9)** The method used in determining the free available chlorine residual referred to in clause (8) (c) and, if applicable, paragraph 1 of subsection (10), shall be such that chloramines or other compounds that may be present in the pool or spa do not affect the determination.

## Oxidation Reduction Potential (ORP)



An ORP reading on an automatic sensing device (controller) of a pool or spa is an indicator of the sanitizer's (chlorine or bromine) ability to destroy harmful organic matter in the water, such as bacteria, viruses, human waste, etc. This is measured in millivolts (mV).

The ORP value is influenced by both the pH (hydrogen ion concentration) and the amount of cyanuric acid in the water. As the amount of cyanuric acid increases, the effectiveness of chlorine/bromine decreases. This results in a reduction in the ORP. Similarly, as pH increases there will be a reduction in the ORP.

As the amount of hypochlorous acid in the water increases, the pH will decrease, resulting in an increase in the ORP.

The accuracy of an ORP reading is also dependent upon proper installation and maintenance of measuring equipment. The electrodes (probes) that measure the ORP are designed to operate with a set volume of water flowing past it. Probes must be kept clean and free of any deposits to give accurate ORP readings. Further information on the proper maintenance of such equipment can be obtained from the manufacturer.

It is important to remember that the ORP is a measure of the effectiveness of chemicals in the water. Milligrams per litre (mg/l) or parts per million (PPM) is a quantitative measure of the quality of chemicals in the water. A substantial difference between the ORP reading and the manual chemical test (mg/l)

means that the automatic sensing device requires maintenance.

If the pool or spa equipped with an automatic sensing device, the ORP value must be maintained between 600 mV- 900 mV.

It is recommended that an owner/operator record the ORP reading one-half hour before a pool or spa is open for use.

## Cyanurate Stabilizer

**Section 7. (10)** Every owner and every operator of a public pool or public spa shall ensure that the following is complied with:

1. Where cyanurate stabilization is maintained in outdoor pools there must be a residual of free available chlorine of not less than 1 ppm and not more than 10 ppm, in association with a cyanuric acid concentration of not greater than 60 milligrams per litre.



2. For indoor pools (totally or partially covered by a roof) and all spas, no cyanurate stabilization shall be used

**Section 7. (11)** Every operator of a public pool or public spa shall test and record the following regarding the pool or spa water each operating day, by means of manual test methods, a minimum of 30 minutes prior to opening:

1. Total alkalinity.
2. pH value.
3. Free available chlorine and total chlorine or bromine residual.
4. Water clarity.
5. Water temperature, in the case of spas.

**Section 7. (12)** Where the pool or spa has an automatic sensing device, the requirements provided for in subsection (11) must be further checked and recorded at least every four hours until the daily use period has ended. For pools and spas without an automatic sensing device, the requirements provided for in subsection (11) must be further manually checked and recorded at least every two hours until the daily use period has ended.

## Water Meter

**Section 7. (15)** Every owner and every operator of a public pool or a public spa to which subsection (13) or (14) applies shall ensure that a water meter is provided that registers the volume of all make-up water that is added to the pool or spa, as the case may be.



## Daily Records

**Section 8.** Every operator of a public pool or public spa shall keep and sign daily records that shall set out, in relation to each operating day,



- (a) the estimated number of bather uses during the operating day;
- (b) the reading of the make-up water meter for pools and, if applicable, for spas, as of the end of the day;
- (c) any emergencies, rescues or breakdowns of equipment that have occurred;
- (d) the time of day the emergency stop button test, where applicable, was performed;
- (e) the results of the tests required under subsections 7 (11) and (12);

- (f) in the case of a public spa, whether the public spa was drained, inspected and refilled in accordance with subsections 7 (16) and (17), if those subsections apply;
- (g) the results of the tests required under subsection 16 (2) and the times they were performed; and
- (h) the type and amount of chemicals added manually to the pool or spa.

## Record Retention

**Section 9.** A record required to be kept under section 8 shall be retained for a period of one year from the date of making the record and shall be kept available for viewing by a medical officer of health or a public health inspector at any time.



## Food Or Beverage

**Section 10. (5)** Every owner and every operator shall ensure that no food or beverage except water is supplied or consumed in the pool or spa or on the deck.



## Maintenance

**Section 11. (1)** Every owner and every operator of a public pool or public spa shall ensure that the pool or spa, the deck and, where provided, the dressing and locker rooms, water closets, showers and connecting corridors appurtenant to the pool or spa are,

- (a) kept clean, free from slipperiness and disinfected;
- (b) free of hazardous obstructions; and
- (c) ventilated so as to remove odours.

**Section 11. (2)** Every owner and every operator of a public pool or public spa shall ensure that where water closets are provided they are supplied with toilet paper.



## Bathing Apparel And Towels

**Section 12.** Where the operator of a public pool or public spa supplies bathing apparel or towels, the operator shall ensure that they are,



- (a) cleaned, disinfected and stored in a sanitary manner; and
- (b) stored separately from clean apparel and towels after each use pending removal for laundering.

## Other Records

**Section 16.1** Every owner and every operator of a public pool or public spa shall ensure that,

- (a) all of the water, gravity and suction outlet covers are inspected at least once within each period of 30 operating days;
- (b) if any of the outlet covers are found to be loose or missing, the pool or spa is closed until the cover is repaired or replaced.

## Ground Current Leakage Detecting And De-energizing Devices



**Section 16.1 (c)** the test-buttons associated with the ground current leakage detecting and de-energizing devices are,

- (i) activated during the daily use period, and

(ii) tested either monthly or according to the manufacturer's instructions, whichever is more frequent;

- (g) a written record of each inspection under this section is made and signed by the person who performed the inspection; and
- (h) the written record of each inspection under this section is retained by the owner or operator for at least one year from the date the record is made and is kept available for viewing by a public health inspector at any time.

## Where Clarity Or Illumination Standard Not Met

**Section 18.1** Where a public pool or public spa is open for use and the clarity of the water in the pool and the available illumination, or either of them, decreases to a level where the visibility standard described in subsection 7 (4), (5), (6) or (7) is not met, the operator shall direct all bathers to leave the pool or spa, ensure that no bather remains in the water and prevent bathers from having access to the pool or spa until the water clarity and the available illumination, or either of them, has increased to a level where the conditions meet the required standard of visibility.

O. Reg. 494/17, s. 15.

## Emergency Phone Notices And Markings

**Section 19. 3.** At the emergency telephone,

- i. a notice identifying it as the emergency telephone and listing the names, telephone numbers and addresses of persons who are available for resuscitation, medical aid and fire services or indicating the service to which it is directly connected, and
- ii. a notice with the full name and address of the public pool or public spa location and all of the pool's or spa's emergency telephone numbers.

## Spectator Gallery

**Section 19. 4.** Where there is a permanent spectator gallery adjacent to the pool or spa deck, a notice forbidding spectators from walking upon the deck within 1.80 metres of the edge of the pool or spa.

## Bather Shall Shower

**Section 19. 5.** At the entrance to each shower area and at every entrance to the deck used by bathers, notices that set out that each bather shall take a shower using warm water and soap and thoroughly rinse off all soap before entering or re-entering the deck.



**Section 19. 6.** Markings in figures not less than 100 millimetres high that set out the water depths indicating the deep points where the water exceeds 2,500 mm, the breaks between gentle and steep bottom slopes and the shallow points, and the words

**DEEP AREA**

and

**SHALLOW AREA**

displayed at the appropriate locations on the deck.

## Safety Equipment

**Section 20. (1)** Subject to subsection (3), every owner and every operator of a public pool other than an owner or operator of a wave action pool, and every owner and operator of a public spa that has an inner horizontal dimension greater than three metres, shall ensure that there are provided in places conveniently located for emergency use,

## Electrically Insulated Or Non-conducting Reaching Pole

**Section 20. (1)(a)** an electrically insulated or non-conducting reaching pole at least 3.65 metres long;



## Spine Board

**Section 20. (1)(e)** a spine board or device designed for lifting from the pool or spa a person who may have incurred a spinal injury.



## First Aid Kit

**Section 20. (2)** Every owner and every operator of a public pool or public spa shall ensure that, subject to subsection (3), there is provided, in places conveniently located for emergency use, a first aid kit containing at a minimum,



- (a) a current copy of a standard first aid manual;
- (b) safety pins;
- (c) adhesive dressings individually wrapped;
- (d) sterile gauze pads, each 75 millimetres square;
- (e) 50 millimetre gauze bandages;
- (f) 100 millimetre gauze bandages;
- (g) sterile surgical pads suitable for pressure dressings individually wrapped;
- (h) triangular bandages;
- (i) rolls of splint padding;
- (j) at least one roll-up splint;
- (k) at least one pair of scissors;
- (l) non-permeable gloves, and
- (m) resuscitation pocket masks.

**Section 20. (3)** Where an item or items described in subsections (1) and (2) are provided for a public pool that operates in the immediate vicinity of a public spa, an owner or operator of the spa is not required to provide a duplicate item for the spa, or to duplicate the emergency telephone required under subsection 16 (1), as long as the item or telephone is conveniently located for emergency use to the spa.

## Emergency Stop Button

**Section 26. (1)** Every owner of a public spa and, if applicable, every owner of a public pool shall ensure that all pumps used in the operation of the spa or pool are capable of being deactivated by an emergency stop button that,



- (a) is separate from the spa's or pool's timing device;
- (b) is located within the immediate vicinity of the spa or pool; and
- (c) activates an audible and visual signal when used.

## Safety-Related Equipment Record Keeping



**Section 26.5** Every operator of a facility to which this Regulation applies shall record the results of inspections of safety-related equipment present in the facility at a frequency determined by a public health inspector for the health unit where the facility is situated.

## Reference To Medical Officer Of Health Or Public Health Inspector


**Section 27.** A reference in this Regulation to the medical officer of health or a public health inspector means the medical officer of health or a public health inspector, as the case may be, of the board of health of the health unit in which the public pool or public spa referred to is situated.

## Operation In Accordance With Regulation

**Section 28.** No person shall operate or maintain a public pool or public spa to which this Regulation applies except in accordance with this Regulation.

## Notes

# Section A: Appendices





## A – 1 Glossary


Glossary	
<b>apartment building</b>	means a building that is divided into multiple dwelling units or suites whether leased or not but does not include a condominium, co-operative or commune property
<b>assistant lifeguard</b>	means a person designated by the owner or operator to assist a lifeguard to supervise bather safety
<b>automatic sensing device</b>	means a device that, <ul style="list-style-type: none"> <li>(a) determines and continuously displays,               <ul style="list-style-type: none"> <li>(i) sanitizer residual in a public pool or public spa’s water, and</li> <li>(ii) pH value of a public pool or public spa’s water, and</li> </ul> </li> <li>(b) regulates the operation of chemical feeders to maintain sanitizer and pH levels in accordance with this Regulation</li> </ul>
<b>bather</b>	means a person dressed for bathing
<b>campground</b>	means land or premises used as an overnight camping facility other than a recreational camp
<b>child care centre</b>	means a child care centre as defined in the <i>Child Care and Early Years Act, 2014</i>
<b>circulation system</b>	means a system that, <ul style="list-style-type: none"> <li>(a) maintains circulation of water through a public pool or public spa by pumps,</li> <li>(b) draws water from a public pool or public spa for treatment and returns it to the pool or spa as clean water, and</li> <li>(c) provides continuous treatment that includes filtration and chlorination or bromination and other processes that may be necessary for the treatment of the water</li> </ul>
<b>Class A Pool</b>	being a public pool to which the general public is admitted or that is, <ul style="list-style-type: none"> <li>i. operated in conjunction with or as part of a program of an educational, instructional, physical fitness or athletic institution or association, that is supported in whole or in part by public funds or public subscription, or</li> <li>ii. operated on the premises of a recreational camp, for use by campers and their visitors and camp personnel.</li> </ul>

<b>Class B Pool</b>	<p>being a public pool that is,</p> <ul style="list-style-type: none"> <li>i. operated on the premises of an apartment building that contains six or more dwelling units or suites or a mobile home park, for the use of the occupants and their visitors,</li> <li>ii. operated as a facility to serve a community of six or more single-family private residences, for the use of residents and their visitors,</li> <li>iii. operated on the premises of a hotel for the use of its guests and their visitors,</li> <li>iv. operated on the premises of a campground for the use of its tenants and their visitors,</li> <li>v. operated in conjunction with, <ul style="list-style-type: none"> <li>A. a club for the use of its members and their visitors, or</li> <li>B. a condominium, co-operative or community property that contains six or more dwelling units or suites for the use of the owners or members and their visitors,</li> </ul> </li> <li>vi. operated in conjunction with a child care centre, a day camp or an establishment or facility for the care or treatment of persons who have special needs, for the use of those persons and their visitors, or</li> <li>vii. neither a Class A pool, nor exempt from the provisions of this Regulation</li> </ul>
<b>Class C facilities</b>	<p>The class of Class C facility is established, being any of the following:</p> <ul style="list-style-type: none"> <li>1. A public wading pool.</li> <li>2. A public spray pad or public splash pad.</li> <li>3. A water slide receiving basin that serves solely as a receiving basin for persons at the bottom of a water slide.</li> </ul>
<b>clean water</b>	means water added to a public pool or public spa after treatment in the pool or spa circulation system
<b>club</b>	means an organization that operates facilities for the use of its members and their guests
<b>daily use period</b>	means the period of time during which a public pool or public spa is open for use in an operating day
<b>day camp</b>	means a camp or resort that admits persons for temporary custody for a continuous period not exceeding twenty-four hours
<b>deck</b>	means the area immediately surrounding a public pool or public spa
<b>diving board</b>	means a flexible board and “board” has a corresponding meaning
<b>diving platform</b>	means a rigid platform and “platform” has a corresponding meaning
<b>general area</b>	means an area adjacent to the deck within a pool or spa enclosure that is used for activities other than bathing
<b>guest</b>	means a person who contracts for sleeping accommodation in a hotel and includes each member of the person’s party
<b>hotel</b>	means a hotel, inn, motel, resort or other building or premises operated to provide sleeping accommodation for the public
<b>lifeguard</b>	means a person appointed by the owner or operator to maintain surveillance over the bathers while they are on the deck or in the pool and to supervise bather safety



<b>make-up water</b>	means water added to a public pool or public spa from an external source
<b>mobile home park</b>	means land or premises maintained to provide a temporary or permanent location for mobile homes
<b>modified pool</b>	means a public pool that has the form of a basin-shaped depression in the earth, the floor of which slopes downward and inward toward the centre from the rim
<b>operating day</b>	in relation to a public pool or public spa, means a day on which the pool or spa is in operation
<b>operator</b>	means a person designated by the owner of a public pool or public spa as being responsible for the operation of the pool or spa
<b>owner</b>	means a person who is the owner of a public pool or spa
<b>public spa</b>	means a hydro-massage pool containing an artificial body of water that is intended primarily for therapeutic or recreational use, that is not drained, cleaned or refilled before use by each individual and that utilizes hydrojet circulation, air induction bubbles, current flow or a combination of them over the majority of the pool area
<b>public spray pad or public splash pad</b>	means an indoor or outdoor installation that includes sprayed, jetted or other water sources contacting bathers and not incorporating standing or captured water as part of the bather activity area, other than a private residential spray pad or splash pad or a spray pad or splash pad for display or promotional purposes only
<b>public wading pool</b>	means any structure, basin, chamber or tank containing or intended to contain an artificial body of water having a depth of water equal to 75 centimetres or less at any point, that is provided for the recreational or instructive use of young children, other than a private residential wading pool or a wading pool for display or promotional purposes only
<b>recreational camp</b>	means a recreational camp within the meaning of Ontario Regulation 503/17 made under the Act
<b>wave action pool</b>	means a public pool that is provided with a means for inducing wave motion in the water

## A – 2 Recreational Water Facility Opening Notification Form

		<b>RECREATIONAL WATER FACILITY OPENING NOTIFICATION FORM</b>	
Notification must be received 14 days prior to opening			
<b>This is to notify Toronto Public Health of the intent to open/re-open the following facility:</b>			
Intended Date of Opening/Re-opening:		Building Permit Number (if applicable):	
Please check one: <input type="checkbox"/> Indoor <input type="checkbox"/> Outdoor			
<input type="checkbox"/> <b>PUBLIC POOL:</b> <input type="checkbox"/> Class A    or <input type="checkbox"/> Class B			
<input type="checkbox"/> <b>PUBLIC SPA</b>			
<input type="checkbox"/> <b>CLASS C FACILITY:</b> <input type="checkbox"/> Public Wading Pool			
<input type="checkbox"/> Public Spray/Splash pad ( <input type="checkbox"/> recirculated water )			
<input type="checkbox"/> Public water slide receiving basin			
<b>FACILITY INFORMATION</b>			
Facility Name:			
Address:			
Phone:		Email:	
<b>OWNER INFORMATION</b>			
Registered Owner of the Premises (company):			
Mailing Address:			
Phone:		Email:	
<b>OPERATOR INFORMATION</b>			
Designated Operator (please print):			
Pool Company or Agent :			
Address:			
Phone:		Email:	
<b>APPLICANT INFORMATION</b>			
Name:			
Address:			
Phone:		Email:	
Applicant Signature:		Date:	
		Month/ Day/Year	
Personal information on this form is collected under the authority of the Health Protection and Promotion Act, R.S.O. 1990, c. H. 7. The information is used for enforcing the Act, processing demand calls, and aggregate statistical reporting. Questions about this collection can be directed to the Director, Healthy Environments, Toronto Public Health, 5 <sup>th</sup> Floor, 277 Victoria Street, Toronto, M5B 1W2 or at 416-392-1356. For more information visit <a href="http://www.toronto.ca/health/swimsafe">www.toronto.ca/health/swimsafe</a>			

## A – 3 General Signage Requirements

General Signage Requirements	Lettering Stroke Size	Ontario Regulation	Location posted
<p align="center"><b>EMERGENCY TELEPHONE</b> Dial 911 for Police, Fire and Ambulance</p>		19.3 (i)	Post at the Emergency telephone
<p><b>In Case of Emergency</b> <b>Speak Clearly and Slowly</b></p> <ol style="list-style-type: none"> <li><b>1. Ask for emergency service</b></li> <li><b>2. Give location</b> <ol style="list-style-type: none"> <li>a. Name of pool _____</li> <li>b. Pool is located in the _____ of the building</li> <li>c. Address _____</li> <li>d. Main intersection _____</li> <li>e. Give telephone number of pool _____</li> </ol> </li> <li><b>3. State</b> <ol style="list-style-type: none"> <li>a. Type of emergency _____</li> <li>b. Type of accident _____</li> <li>c. Number of victims _____</li> </ol> </li> </ol>		19.3 (ii)	Post at the Emergency telephone
<p align="center"><b>SPECTATORS FORBIDDEN FROM WALKING UPON THE DECK WITHIN 1.80 METRES OF THE EDGE OF THE POOL</b></p>		19.4	Post at permanent spectator gallery adjacent to the deck
<p><b>Each bather shall take a shower using warm water and soap and thoroughly rinse off all soap before entering or re-entering the deck</b></p>		19.5	Post at entrance to each shower area and every entrance to the deck used by bathers

## A – 4 Gauges, Single Pressure Gauge, Two Pressure Gauges, Why follow the gauges?

Since one cannot see into a filter to determine how clogged it has become, filters are provided with either one or two pressure gauges which are usually located on the filter head.

### Single Pressure Gauge System

The single gauge measures the back pressure the filter medium places on the water being pumped into the filter. A clean filter will have a low reading. As it collects dirt and begins to clog, the pressure level will begin to rise. The filter requires backwashing when the pressure gauge indicates an increase of 8-10 lbs/in<sup>2</sup> or manufacturers' recommendation on pressure increase.



### Two Pressure Gauge System

The two pressure gauge system has an influent (incoming) gauge that measures the back pressure caused by the filter medium (as does the single gauge system) as well as an effluent (outgoing) gauge that measures the pressure in the water leaving the filter. The gauges are usually located on the filter head. With clean filter the two gauge will have similar readings. As the filter gathers dirt and becomes clogged, one pressure gauge will show a decrease in pressure and the other an increase. When there is a difference of 15 lbs/in<sup>2</sup> or manufacturers recommended pressure differential backwashing is required.



Influent (Incoming)  
Gauge

Effluent (Outgoing)  
Gauge

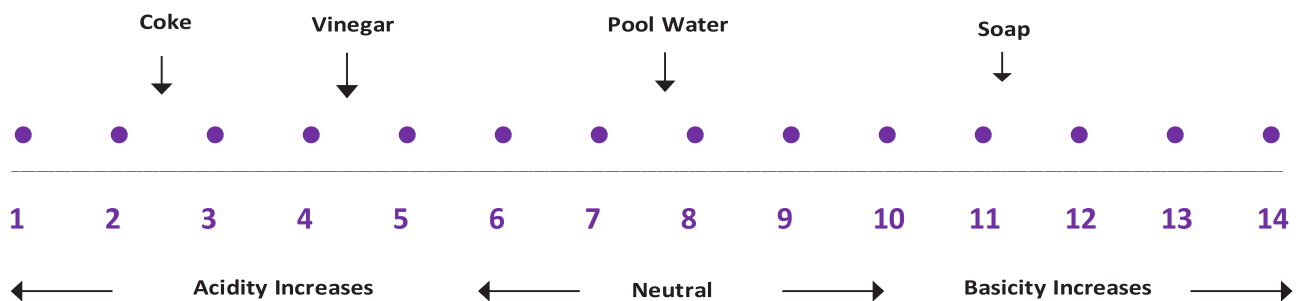
### Why follow the gauges?

When the filter is clogged, the amount of water flowing through it decreases to the point that it is inefficient. Before this point is reached clean the filter by performing a back-flow procedure. Following the gauges will allow you to obtain the efficient operation of the filter.

## A – 5 pH

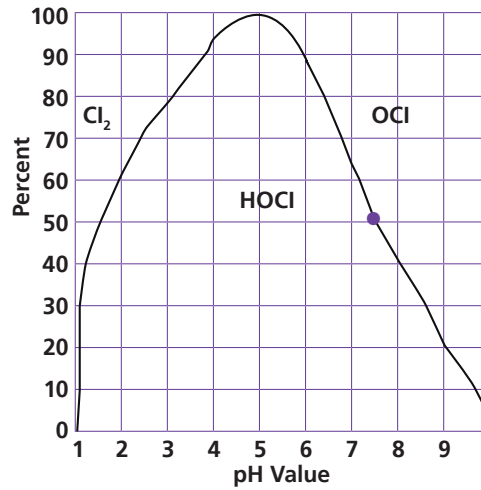
- pH is the measure of the hydrogen ion concentration. It is a measure of acidity or basicity. The scale ranges from 0 (the most acidic) to 14 (the most basic) with 7 being the neutral point.
- pH (potenz hydrogen) stands for hydrogen power. The required pH range for pool and spa water is 7.2 to 7.8

Test	Limits	Frequency of Test
pH	7.2 - 7.8	<p><b><u>No automatic sensing device</u></b></p> <ul style="list-style-type: none"> <li>• ½ hour before opening and every 2 hours while pool or spa is open</li> </ul> <p><b><u>With automatic sensing device</u></b></p> <ul style="list-style-type: none"> <li>• ½ hour before opening and every 4 hours while pool or spa is open</li> </ul>



Problem	Solution
<p><b>Low</b></p> <ul style="list-style-type: none"> <li>• free chlorine active</li> <li>• eye irritation</li> <li>• overactive chlorine</li> <li>• corrosion</li> </ul>	<p><b>To raise the pH of spa water</b></p> <ul style="list-style-type: none"> <li>• add soda ash (sodium carbonate) or</li> <li>• add pH up</li> </ul>
<p><b>High</b></p> <ul style="list-style-type: none"> <li>• chlorine effectiveness decreases</li> <li>• eye irritation</li> <li>• chlorine inefficiency</li> <li>• short filter runs</li> <li>• scaling</li> </ul>	<p><b>To lower the pH of spa water</b></p> <ul style="list-style-type: none"> <li>• add muriatic acid (Hydrochloric Acid) or</li> <li>• add carbon dioxide or</li> <li>• add pH down</li> </ul>
<p>Note: When mixing chemicals, add them slowly. Never add water to the chemicals, always add the chemicals to the water.</p>	

## Effects of pH on Hypochlorous Acid



- At a pH of 7.5, 50% of the Free Available Chlorine is in the Hypochlorous acid (HOCl) state and 50% is in the hypochlorite ion (OCl) state.
- As pH increases above this value, the effectiveness of the chlorine decreases.
- As the pH decreases below this value, the effectiveness of the chlorine increases.

## A – 6 Total Alkalinity (TA)

Chemical	Limits	Frequency of Test
Total Alkalinity	80 – 120 ppm	<p><b><u>No automatic sensing device</u></b></p> <ul style="list-style-type: none"> <li>• ½ hour before opening and every 2 hours while pool or spa is open</li> </ul> <p><b><u>With automatic sensing device</u></b></p> <ul style="list-style-type: none"> <li>• ½ hour before opening and every 4 hours while pool or spa is open</li> </ul>

The total alkalinity should be measured and adjusted when:

- pH of the pool water is consistently high and difficult to maintain from 7.2 -7.8 and/or
- water is cloudy and/or
- there is excessive corrosion or staining

Effects of Total Alkalinity	
Problem	Solution
<p><b>Low</b></p> <ul style="list-style-type: none"> <li>• pH bounce</li> <li>• Staining</li> <li>• Increased corrosion</li> </ul>	<ul style="list-style-type: none"> <li>• Add sodium bicarbonate to raise total alkalinity</li> </ul>
<p><b>High</b></p> <ul style="list-style-type: none"> <li>• High acid demand</li> <li>• pH usually high</li> <li>• Bicarbonate scale</li> </ul>	<ul style="list-style-type: none"> <li>• Add muriatic acid (Hydrochloric acid) or pH reducer to lower total alkalinity with the pump turned off</li> </ul>

Chemicals and Effects on Pool Water	
Problem	Solution
Sodium Carbonate	<ul style="list-style-type: none"> <li>• increases alkalinity</li> <li>• increases pH</li> </ul>
Sodium Bicarbonate	<ul style="list-style-type: none"> <li>• increases alkalinity</li> <li>• increases pH</li> </ul>
Acid	<ul style="list-style-type: none"> <li>• decreases alkalinity</li> <li>• decreases pH</li> </ul>

## A – 7 Calcium Hardness

- Calcium Hardness is the term used to describe the ability of water to form suds. It is a measure of dissolved calcium and or magnesium in pool water.
- If the calcium hardness is low, water is corrosive. If the calcium hardness is high, scaling occurs

<b>Effects of Calcium Hardness</b>	
<b>Problem</b>	<b>Solution</b>
<b>Low</b>	<b>Under 100 ppm critical</b>
<ul style="list-style-type: none"> <li>• Increases corrosion</li> <li>• Etches plaster</li> <li>• Shorter plaster life</li> <li>• Shorter vinyl life</li> <li>• Rough plaster, hard to clean</li> <li>• Creates pores for algae roots</li> </ul>	<ul style="list-style-type: none"> <li>• Use calcium chloride to raise calcium hardness</li> <li>• Apply directly to pool water, never through the skimmer</li> <li>• Add 1/3 of required total calcium chloride every six hours OR follow manufacturer's directions</li> </ul>
<b>High</b>	<b>Over approximately 450 ppm</b>
<ul style="list-style-type: none"> <li>• Cloudy water</li> <li>• Scale on all surfaces</li> <li>• Discoloration</li> <li>• Rough surface, hard to clean</li> <li>• Causes heater scale</li> <li>• Piping scale reduces recirculation</li> </ul>	<ul style="list-style-type: none"> <li>• Dilution of pool water</li> </ul>



## A – 8 Stabilization

Stabilization is the addition of cyanuric acid (CYA) to spa water to help minimize chlorine loss due to destruction of chlorine molecule by sunlight. Stabilized chlorine contains both stabilizer and chlorine in its composition

Test	Limits	Frequency of Test
Cyanuric Acid	Maximum 60 mg/l	Weekly

Cyanuric acid is a weak organic acid which binds the chlorine residual of the water and greatly reduces chlorine loss by the sun's ultraviolet rays. Chlorine residuals that have been stabilized will last 3 to 4 times longer. The cyanurates slightly reduce the disinfection power of the chlorine, thus higher levels of chlorine must be maintained usually greater than 1.0 mg/l and less than 10 mg/l.

Stabilizer does not dissipate or wear-out, therefore, high levels of cyanurates can only be reduced by adding fresh water. This must be done if levels are greater than 60 mg/l.

Cyanurate stabilizer must not be used in spas or indoor pools that are totally or partially covered by a roof.



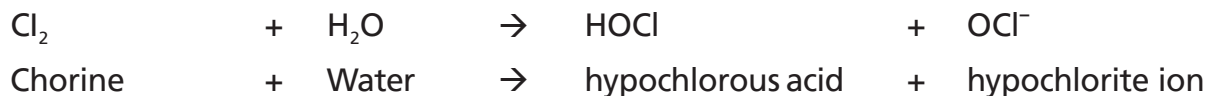
## A – 9 Types of Chlorine Residuals

<b>Free Available Chlorine</b>	The amount of chlorine in the water available to sanitize, oxidize organic contaminants and to kill bacteria.
<b>Total Chlorine</b>	The sum of the combined chlorine and the free available chlorine.
<b>Combined Chlorine</b>	Free available chlorine which has combined with organic waste produces chloramines. Combined chlorine has little disinfecting power and causes chlorine odours in a pool or spa. It also causes symptoms such as eye irritation.

### Chlorination

Chlorination is the addition of chlorine to pool water. Chlorine is added to sanitize and destroy harmful bacteria and to oxidize or burn out organic contaminants.

When chlorine is added to pool water, it produces hypochlorous acid and hypochlorite ion.



Both these products are measured as Free Available Chlorine, however, hypochlorous acid is much more efficient as a sanitizer.

Gas Chlorine	
Pale greenish-yellow poisonous gas of marked odour, irritating to the eyes and throat. Active strength 100% Available chlorine content 100%	
<b>Advantages</b>	<b>Disadvantages</b>
<ul style="list-style-type: none"> <li>Least expensive of chlorine sanitizer</li> </ul>	<ul style="list-style-type: none"> <li>Expensive feed equipment required</li> <li>Dangerous to handle</li> <li>Lower pH dramatically</li> <li>Chlorine residual of pool dissipates rapidly in sunlight</li> </ul>

Electronic Chlorine Generator/ Salt Generator	
A process in which salt is added directly into the pool water. As the dissolved salt passes through the electronic cell(s), chlorine gas, caustic soda and hydrogen gas are created. Gas chlorine is rapidly absorbed into the water, thus resulting in chlorination of pool water.  Salt levels 2500-3500 ppm	
<b>Advantages</b>	<b>Disadvantages</b>
<ul style="list-style-type: none"> <li>Relative pH neutral</li> </ul>	<ul style="list-style-type: none"> <li>Must maintain salt level</li> </ul>

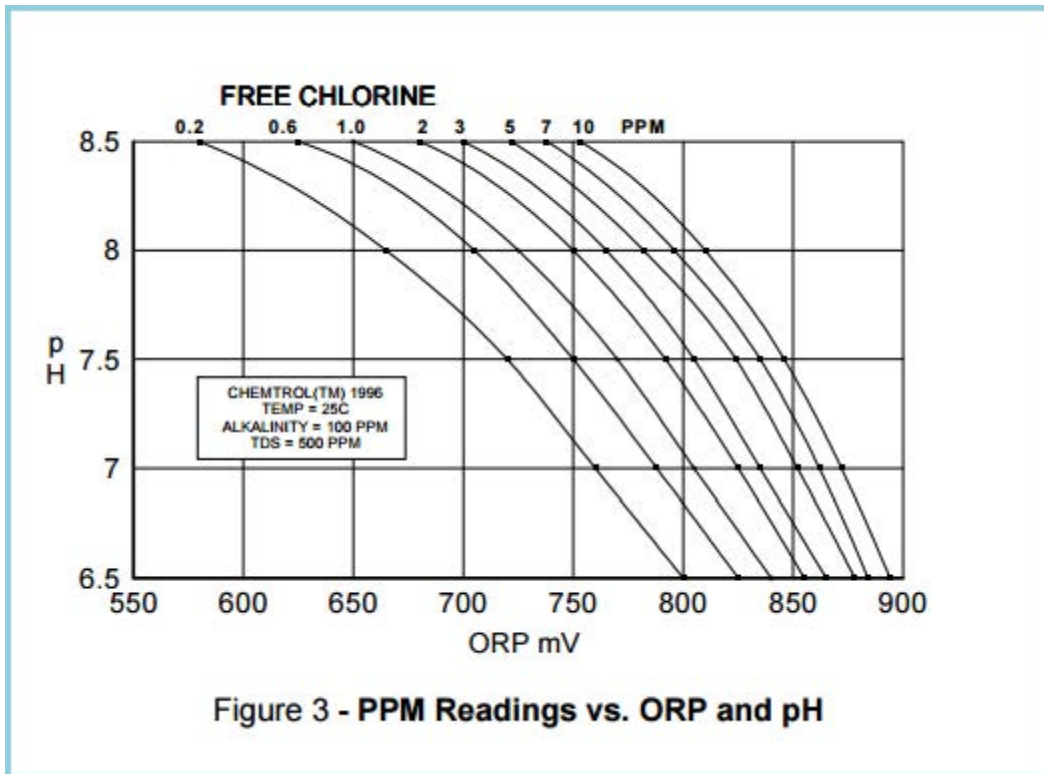
<b>Sodium Hypochlorite</b>	
Liquid form Strength 10%- 15% pH 13 Large acid demand	
<b>Advantages</b> <ul style="list-style-type: none"> <li>• Low cost</li> <li>• Readily available</li> <li>• Useful for sanitation of other surfaces</li> </ul>	<b>Disadvantages</b> <ul style="list-style-type: none"> <li>• Loses effectiveness during storage</li> <li>• Large storage are</li> </ul>

<b>Calcium Hypochlorite</b>	
White granules with a strong chlorine odour. Sometimes called High Test Hypochlorite (HTH) Active Strength 70% Available chlorine content 70% pH 11	
<b>Advantages</b> <ul style="list-style-type: none"> <li>• Easy to handle</li> </ul>	<b>Disadvantages</b> <ul style="list-style-type: none"> <li>• Can cause turbidity, scale or clogged filters if pH or total alkalinity are high</li> </ul>

### Superchlorination

Superchlorination is the addition of high doses (10-20 mg/l) of chlorine to remove organic contaminants and improve water quality. The continual addition of chlorine, dirt and micro-organisms eventually causing a build-up of combined chlorine compounds. Combined chlorine causes eye irritation and chlorine odour. To rid the pool of these, add large doses of chlorine, raising the free available chlorine level to approximately 10-20 mg/l. This high dosage oxidizes the combined chlorine forming nitrogen gas and kills algae. Depending on bather load, the recommended frequency of superchlorination is every 1-2 weeks.

## A – 10 ORP and Chlorine PPM Conversion Chart



## A – 11 Bromination

Bromination is the addition of bromine to the spa water to prevent the growth of disease causing organisms.

When bromine is dissolved in water it produces Hypobromous acid, an extremely powerful disinfectant. Compared to Hypochlorous acid Hypobromous acid has certain advantages. i. e. At pH value above 7.5, hypobromous acid has greater bacterial kill efficiency relative to hypochlorous acid.

Bromine sanitizer efficiency is essentially independent of the pH, however, its use reduces the pH of pool or spa water and subsequently reduces the total alkalinity. There is no known stabilizer for bromine and it is more stable than chlorine.



Facility	Limits	Frequency of Test
Bromine - public pools (excluding wave action pool)	2.0 - 4.0 ppm	<b>No automatic sensing device</b> <ul style="list-style-type: none"> <li>• ½ hour before opening and every 2 hours while pool is open</li> </ul>
Bromine - wave action pools	3.0 – 10 ppm	
Bromine - spa	5.0 - 10 ppm	<b>With automatic sensing device</b> <ul style="list-style-type: none"> <li>• ½ hour before opening and every 4 hours while pool is open</li> </ul>
Bromine - wading pool	5.0 - 10 ppm	

## A – 12 Handling Chemicals Safely

- Store chemicals in a cool, dry and ventilated area
- Keep corrosive materials away from other chemicals
- Keep all chemicals away from hot surfaces and flames
- Have personal protective equipment available as required
- Material Safety Data Sheets (MSDS) must be made available to employees for every chemical in use
- Do not eat, drink or smoke in the chemical storage area
- Ensure the chemical storage room is inaccessible to unauthorized persons
- Handle chemicals with clean and dry scoops only. Each chemical must have its own scoop. Use scoops provided by the manufacturer if available
- Keep containers closed when chemicals are not in use
- Label all containers with the chemical name
- Ensure that there is a safe distance between different types of chemicals to avoid accidental mixing of dangerous chemicals
- Never reuse empty chemical containers for the storage of other chemicals
- Never mix contaminated chemicals with your fresh supply
- When mixing chemicals, add them slowly. Never add water to the chemicals, always add the chemical to the water
- Always wash hands thoroughly after handling chemicals



**Note:** Owners and operators have a duty comply with the requirements of the Ontario Occupational Health & Safety Act.

## Notes

## **Section B: Ontario Regulation 565 for Public Pools**







## Section B: The following section only applies to public swimming pools.

### Class A And B Pools

**Section 2.** The following classes of public pools are established:

1. Class "A" pool, being a public pool to which the general public is admitted or that is,
  - i. operated in conjunction with or as part of a program of an educational, instructional, physical fitness or athletic institution or association, that is supported in whole or in part by public funds or public subscription, or
  - ii. operated on the premises of a recreational camp, for use by campers and their visitors and camp personnel.
2. Class "B" pool, being a public pool that is,
  - i. operated on the premises of an apartment building that contains six or more dwelling units or suites or a mobile home park, for the use of the occupants and their visitors,
  - ii. operated as a facility to serve a community of six or more single-family private residences, for the use of residents and their visitors,
  - iii. operated on the premises of a hotel for the use of its guests and their visitors,
  - iv. operated on the premises of a campground for the use of its tenants and their visitors,
  - v. operated in conjunction with,
    - A. a club for the use of its members and their visitors, or
    - B. a condominium, co-operative or community property that contains six or more dwelling units or suites for the use of the owners or members and their visitors,
  - vi. operated in conjunction with a child care centre, a day camp or an establishment or facility for the care or

treatment of persons who have special needs, for the use of those persons and their visitors, or

- vii. neither a Class A pool, nor exempt from the provisions of this Regulation.

### Exemption From Ontario Regulation 565 (Public Pools)

**Section 4.1 (1)** The following public pools are exempt from this Regulation:

1. Pools used by the occupants and their visitors of an apartment building, condominium or co-operative or commune property with fewer than six dwelling units or suites.
2. Pools used by members of a community of less than six single-family private residences.
3. Pools operated on the premises of a hotel that has fewer than six units or suites for the use of its guests, if the following notice is displayed in a conspicuous place within the pool enclosure printed in letters at least 25 millimetres high with a minimum five millimetre stroke:

**CAUTION**  
SWIM AT YOUR OWN RISK  
THIS POOL IS NOT SUBJECT TO  
THE REQUIREMENTS OF ONTARIO  
REGULATION 565 (PUBLIC POOLS)

### Class B Operating As Class A Pool

**Section 6. (4)** Despite paragraph 2 of section 2, a Class B pool may be operated as a Class A pool during periods when the pool is open solely for the uses stated in paragraph 1 of section 2 if the following conditions are met:

1. The medical officer of health or a public health inspector for the health unit where the pool is situated has been notified in advance of the intent to operate as a Class A pool.

2. All safety and supervision requirements in section 17 and subsections 20 (4) to (8) comply with those of a Class A pool.
3. The pool is able to increase rate of water turnover provided for in clause (3) (c) to that of a Class A pool.  
O. Reg. 494/17, s. 5.

**Section 6. (5)** Despite paragraph 1 of section 2, a Class A pool may be operated as a Class B pool during periods when the pool is open solely for the uses stated in subparagraphs i to vi of paragraph 2 of section 2

## Operation

### Section 6. (6)

- (h) in the case of a pool, the submerged surfaces of the pool are white or light in colour, except for markings for safety or competition purposes;
- (i) in the case of a pool, the perimeter drain of the pool is kept free of debris;
- (j) in the case of a pool, at least 15 per cent of the total pool water volume is capable of being withdrawn from the gutter or skimmer lines daily and discharged to waste drains;
- (k) in the case of a pool, where the pool is equipped with a diving board or diving platform, the board or platform has a non-slip surface finish;
- (l) in the case of a pool, where the pool is a wave action pool, bathers do not have access to the electrical and mechanical equipment, chemicals and chemical feeders required for the operation of the pool;
- (m) in the case of a pool, a black disc 150 millimetres in diameter on a white background is affixed to the bottom of the pool at its deepest point;

## Pool With Ramps



**Section 6. (6) (n)** in the case of a pool, where the pool has one or more ramps that are not submerged and that are adjacent to the pool wall and that are used for access to the water, the pool is provided with a removable barrier that separates the deck from the ramp;

(o) in the case of a pool, where the pool has one or more ramps that are submerged, that are adjacent to the pool wall and that are used for access to the water, the pool is provided with a removable barrier that separates the walkway from the deck; and

(p) in the case of a pool, exposed piping within the pool enclosure, inside the structure of the pool and inside appurtenant structures to the pool are identified by,

(i) colour coding with coloured bands at least 25 millimetres wide spaced along the piping at intervals not greater than 1.20 metres, or

(ii) painting the entire outer surface of the piping in accordance with the following code:

chlorine — yellow

potable water — green.

## Pool Constructed Before June 7, 1965

**Section 6. (7)** Clause (6) (j) does not apply to a Class A pool that was constructed before June 7, 1965.

## Pool Constructed Before May 1, 1974

**Section 6. (8)** Clause (6) (j) does not apply to a Class B pool that was constructed before the May 1, 1974.

## Water Quality

**Section 7. (4)** In the case of a public pool, every owner and every operator, other than an owner and operator of a modified pool or a wave action pool, shall ensure that the pool water is of a clarity to permit a black disc 150 millimetres in diameter on a white background located on the bottom of the pool at its deepest point to be clearly visible from a point on the deck nine metres away.

(5) In the case of a public pool, every owner and every operator of a modified pool shall ensure that the pool water is of a clarity to permit a lifeguard occupying the lifeguard control station that is least affected by reflections from the water surface to see at a distance of 35 metres from the control station the continuous black marking referred to in subsection 18 (3) on the bottom of the pool where the water is 1.20 metres in depth.

(6) Every owner and every operator of a wave action pool shall ensure that the pool water is of a clarity to permit a black disc 150 millimetres in diameter on a white background located on the bottom of the pool in the area of its greatest depth to be clearly visible from a point on the deck nine metres away from the disc when no waves are being induced in the pool.

## Bromine Levels

### Section 7. (8)

- (d) where a pool is not a wave action pool and a bromine compound is used, there is a total bromine residual of not less than 2 ppm and not more than 4 ppm;
- (e) where a pool is a wave action pool and a bromine compound is used, there is a total bromine residual of not less than 3 ppm and not more than 10 ppm;

## Make-up Water

**Section 7. (13)** Every operator of a public pool shall add make-up water to the pool during each operating day in a minimum amount of 15 litres per bather as determined by a water meter installed for the purpose.

## Pool Maximum Bather Load

**Section 10. (1)** In the case of public pools, every owner and every operator, other than an owner and operator of a wave action pool, shall ensure that the total number of bathers permitted at any instant on the deck and in the pool does not exceed the maximum bather load as determined by the following formula:

<b>POOL - Maximum bather load</b>		
<u>Deep Area</u>	+ <u>Shallow Area</u>	= # of people
2.5	1.4	

where,

- D = the area in square metres of the part of the pool that is deeper than 1.35 metres; and
- S = the area in square metres of the part of the pool that is 1.35 metres in depth or shallower.

## Wave Action Pool Maximum Bather Load

**Section 10. (2)** In the case of public pools, every owner and every operator of a wave action pool shall ensure that the total number of bathers permitted at any instant on the deck and in the pool does not exceed the maximum bather load as determined by the following formula:

<b>WAVE ACTION POOL</b>				
<b>Maximum bather load</b>				
$\frac{\text{Deep Area}}{2.5}$	$+$	$\frac{\text{Shallow Area}}{1.1}$	$=$	# of people

where,

D = the area in square metres of the part of the pool that is deeper than one metre when no waves are being induced; and

S = the area in square metres of the part of the pool that is one metre in depth or shallower

## Benches Or Seats



**Section 10. (3)** In the case of public pools, benches or seats for temporary use during aquatic displays or competitive events attended by spectators may be placed on the deck to accommodate the spectators, provided that,

- (a) the spectator area and the access to it are separated from the remainder of the deck by a barrier placed not less than 0.60 metre from the edge of the pool; and
- (b) the benches or seats when not in use are stored outside the deck area.

## Pool Moveable Equipment



**Section 10. (4)** In the case of public pools, where moveable equipment, including portable diving stands, starting platforms and swing ropes are provided for the use of the bathers, every owner and every operator shall ensure that the equipment is in place on the deck only during periods when its use is directly supervised by aquatic personnel.

## Gas Chlorinator

**Section 13.** Where a gas chlorinator is used in a public pool, the owner and the operator of the pool shall ensure that,

- (a) full-face, self-contained, air-supplied respiratory equipment is provided suitable for use in a chlorine atmosphere for a period of fifteen minutes and kept in a dust-tight cabinet located outside the area of probable contamination;
- (b) the chlorination equipment is operated by a person or persons trained in the operation of chlorination equipment;
- (c) the chlorination system automatically ceases to inject chlorine solution whenever the circulation system ceases to supply clean water to the pool;
- (d) every chlorine cylinder on the pool premises is anchored at all times to prevent its accidental movement;
- (e) except when a chlorine cylinder is connected to the chlorinator, a chlorine cylinder valve protection hood is fitted in place on the cylinder;



- (f) a wrench for operating the chlorine cylinder valve is fitted to the valve stem of each chlorine cylinder that is connected to the chlorinator;
- (g) a platform weigh scale of not less than 135 kilograms capacity for each chlorine cylinder in use is provided; and
- (h) the operator takes all steps necessary to ensure the safety of the bathers before connecting or disconnecting a chlorine cylinder.

## Diving Platform



**Section 14.** Where a diving platform greater than three metres in height above the water is provided in a public pool, the operator shall ensure that,

- (a) the gate giving access to the platform is locked except during periods when the platform is in use for diving; and
- (b) when the platform is in use, the pool is used solely for diving unless a rigid barrier or double safety lines 300 millimetres apart supported by buoys are in place, located from the wall under the platform,
  - (i) at 11.60 metres in the case of a 5-metre platform,
  - (ii) at 12.50 metres in the case of a 7.5-metre platform, and
  - (iii) at 15.25 metres, in the case of a 10-metre platform,

and activities other than diving are effectively confined to the area of the pool outside the separated diving area.

**Section 15.** Revoked: O. Reg. 494/17, s. 10.

## Emergency Telephone



**Section 16. (1)** Every owner and every operator shall ensure that,

- (a) in the case of a Class A pool, an emergency telephone is provided that is easily accessible and directly connected to an emergency service or to the local telephone utility;
- (b) in the case of a class B pool, a telephone for emergency use is accessible no farther than 30 metres from the pool; and

**Section 16. (2)** Every operator shall ensure, before the public pool or spa is opened for use each day, that,

- (a) in the case of a Class A pool, the emergency telephone required under clause (1) (a) is tested to confirm that the system is in operating condition; and
- (b) in the case of a Class B pool, the telephone required under clause (1) (b) is tested to confirm that it is in operating condition; and

## Wave Action Pool Safety

**Section 16. (3)** Every owner and every operator of a wave action pool shall ensure that

- (a) the pool is equipped with a public address system that is in good working condition and that is clearly audible in all portions of the pool; and
- (b) the pool is equipped with a communications system that is in good working condition and that is connected to the public address system, each lifeguard station, the

first-aid room and the admission control centre of the pool.

**Section 16. (4)** Every operator of a wave action pool shall ensure the public address system is used to sound a warning sufficiently in advance of the commencement of wave activation to give bathers the option of leaving the pool.

### Emergency Stop Button

**Section 16.1 (d)** in the case of a pool, if an emergency stop button is available it is labelled and tested and recorded once within each period of 30 operating days;

### Cyanurate Stabilization Test

**Section 16.1 (e)** in the case of a pool, where cyanurate stabilization is maintained, the operator determines the concentration of cyanuric acid not less than once every week;

### Written Emergency And Operational Procedures

**Section 17. (1)** Every owner and every operator of a public pool shall ensure that there are written emergency and operational procedures and instructions at the pool to be implemented in the event of an emergency, accident or injury in the pool and that all lifeguards and assistant lifeguards are trained in the emergency and operational procedures.

### Supervision

**Section 17. (2)** Subject to subsections (3), (13), (14), (15), (16), (18), (19) and (20), every owner and every operator shall ensure that where a public pool is open for use there are on duty on the deck lifeguards and assistant lifeguards trained in the emergency procedures for the pool and in such numbers that the total provided is in accordance with either of the following Tables and the number of assistant lifeguards does not exceed the number of lifeguards:

TABLE 1 MINIMUM NUMBER OF LIFEGUARDS FOR A PUBLIC POOL WITH A WATER SURFACE AREA OF 500 SQUARE METRES OR LESS (OTHER THAN A WAVE ACTION POOL) WHERE THERE ARE ONLY LIFEGUARDS ON DUTY	
Number of bathers on the deck and in the pool	Minimum number of lifeguards where there are only lifeguards on duty
0 - 30	1
31 - 125	2
126 - 250	3
251 - 400	4
400 or more	One additional lifeguard for each additional 150 bathers or fraction thereof

TABLE 2 MINIMUM NUMBER OF LIFEGUARDS AND ASSISTANT LIFEGUARDS FOR A PUBLIC POOL WITH A WATER SURFACE AREA OF 500 SQUARE METRES OR LESS (OTHER THAN A WAVE ACTION POOL) WHERE BOTH LIFEGUARDS AND ASSISTANT LIFEGUARDS ARE ON DUTY	
Number of bathers on the deck and in the pool	Minimum number of lifeguards and assistant lifeguards where both are on duty
0 - 30	1
31 - 100	2
101 - 200	3
201 - 300	4
300 or more	One additional lifeguard or assistant lifeguard for each additional 100 bathers or fraction thereof

**Section 17. (3)** Where a pool, other than a wave action pool, has a water surface area open for use that is greater than 500 square metres,

- (a) the minimum numbers of lifeguards and assistant lifeguards referred to in the applicable Table in subsection (2) shall be increased by one; and
- (b) where there are two persons who hold a lifeguard certificate on duty, the number of bathers referred to in the applicable Table in subsection (2) may exceed thirty but shall not exceed sixty.

## Class A Pool – Lifeguards



**Section 17. (4)** Where there is only one lifeguard on duty on the deck, every owner of a Class A pool and every operator shall ensure that there are on duty elsewhere on the premises and within call one or more additional persons sixteen years of age or over who are trained in the emergency procedures for the pool.

**Section 17. (5)** Lifeguards and assistant lifeguards shall be so attired that they are readily identifiable.

**Section 17. (6)** Every lifeguard shall,

- (a) be at least 16 years of age;
- (b) be the holder of a current lifeguard certificate that is dated not more than two years prior to the date on which he or she is acting as a lifeguard; and
- (c) have available at the pool when on duty the certificate referred to in clause (b) or a copy thereof certified by the operator and permit the owner, the operator or a public health inspector to examine the certificate at any time.

**Section 17. (7)** Every assistant lifeguard shall,

- (a) be at least sixteen years of age;
- (b) be the holder of a current assistant lifeguard certificate that is dated no more than two years prior to the date on which he or she is acting as an assistant lifeguard; and
- (c) have available at the pool when on duty the certificate referred to in clause (b) or a copy thereof certified by the operator and permit the owner, the operator or a public health inspector to examine the certificate at any time.

**Section 17. (8)** In this section,

“assistant lifeguard certificate” means an assistant lifeguard certificate issued by the Lifesaving Society, Canadian Red Cross or another organization that provides equivalent training in lifeguarding and that is approved by the Minister for the purpose;

“lifeguard certificate” means a lifeguard certificate issued by the Lifesaving Society, Canadian Red Cross or another organization that provides equivalent training in lifeguarding and that is approved by the Minister for the purpose. O. Reg. 494/17, s. 13 (3).

**Section 17. (9)** Revoked: O. Reg. 494/17, s. 13 (3).

**Section 17. (10)** At least one person sixteen years of age or over on duty at every Class A pool or on the premises and within call shall be the holder of,

- (a) a lifeguard certificate that is dated not more than two years prior to the date of which he or she is on duty; or
- (b) a current first aid certificate, and have available on the premises when on duty the certificate or a copy thereof certified by the operator and permit the owner, the operator or a public health inspector to examine the certificate at any time.

**Section 17. (11)** For the purpose of subsection (10), “current first aid certificate” means a standard or higher first aid certificate that is dated not more than three years prior to the date on which the holder is on duty and that is issued by one of the following agencies:

1. St. John Ambulance.
2. Canadian Red Cross.
3. Lifesaving Society.
4. Canadian Ski Patrol.
5. An organization whose certificate the medical officer of health considers equivalent to a certificate referred to in paragraph 1, 2, 3 or 4.

### Wave Action Pool - Lifeguard

**Section 17. (12)** Every lifeguard on duty at a wave action pool shall,

- (a) be at least 16 years of age;
- (b) be the holder of a current lifeguard certificate that is dated not more than two years prior to the date on which he or she is acting as a lifeguard; and
- (c) have available at the pool when on duty the certificate referred to in clause (b) or a copy certified by the operator and permit the owner, operator or a public health inspector to examine the certificate at any time. O. Reg. 494/17, s. 13 (5).



**Section 17. (13)** Every owner and every operator of a wave action pool shall ensure that where a wave action pool with a water surface area of 2,800 square metres or less is open for use, there are on duty on the deck lifeguards trained in the emergency

procedures for the pool and in such numbers that the total is in accordance with the following Table:

MINIMUM NUMBER OF LIFEGUARDS FOR A WAVE ACTION POOL WITH A WATER SURFACE AREA OF NOT LESS THAN 1,400 SQUARE METRES AND NOT GREATER THAN 2,800 SQUARE METRES	
Number of bathers on the deck and in the pool	Minimum number of lifeguards
0 - 100	4
101 - 250	5
251 - 400	6
401 - 550	7
551 - 700	8
701 - 850	9
851 - 1000	10
Greater than 1000	11

**Section 17. (14)** Where a wave action pool has a water surface area greater than 2,800 square metres the minimum numbers of lifeguards referred to in subsection (13) shall be increased by one for every additional 280 square metres of water surface or less.

**Section 17. (15)** Where a wave action pool has a water surface of 1,400 square metres or less, the minimum numbers of lifeguards referred to in subsection (13) may be reduced by one.

### Aquatic Instructor Or Coach

**Section 17. (16)** A public pool is exempt from the safety supervision requirements of subsections (2), (3) and (21) if an operator ensures adequate supervision is provided during a period when the pool is being used solely by one or more groups each not exceeding 25 in number for aquatic instruction, practice, competition or display under the direct supervision of a certified aquatic instructor or coach, and the requirements in subsection (17) are met.

**Section 17. (17)** The following applies for the purposes of subsection (16):



1. Every aquatic instructor and every coach shall be at least 16 years of age and be a holder of an aquatic instructor certificate that is dated not more than two years prior to the date on which he or she is acting as an aquatic instructor or coach.
2. Every aquatic instructor and every coach shall be a holder of either a lifeguard certificate or an assistant lifeguard certificate that is dated not more than two years prior to the date on which he or she is acting as an aquatic instructor or coach.
3. Where an aquatic instructor or coach does not hold a lifeguard certificate or an assistant lifeguard certificate that is dated not more than two years prior to the date on which he or she is acting as an aquatic instructor or coach, the operator shall ensure a lifeguard is on duty on the deck during the period when the pool is being used for aquatic instruction, practice, competition or display.
4. In the case of underwater aquatic instruction, the instructor certificate mentioned in paragraph 1 must be issued by,
  - i. The National Association of Underwater Instructors,
  - ii. The Professional Association of Diving Instructors, or
  - iii. The Association of Canadian Underwater Councils.
5. Every aquatic instructor and every coach shall keep the applicable certificate, or a copy certified by the operator, available on the premises when on duty, and permit the owner, the operator or a public health inspector to examine the certificate at any time. O. Reg. 494/17, s. 13 (6).

**Section 17. (18) REVOKED:** O. Reg. 494/17, s. 13 (7).

## Unsupervised Class B Pool



**Section 17. (19)** A Class B pool other than a pool operated in conjunction with a child care centre or day camp that has,

- (a) a water surface area of ninety-three square metres or less is exempt from the safety supervision requirements of this section provided that the following notice that is printed in letters at least twenty-five millimetres high is displayed in a conspicuous location within the pool enclosure:

**CAUTION**  
**THIS POOL IS UNSUPERVISED. BATHERS UNDER TWELVE YEARS OF AGE ARE NOT ALLOWED WITHIN THE POOL ENCLOSURE UNLESS ACCOMPANIED BY A PARENT OR HIS OR HER AGENT WHO IS NOT LESS THAN SIXTEEN YEARS OF AGE**

or,

- (b) a water surface area greater than ninety-three square metres and the number of bathers does not exceed ten, is exempt from the safety supervision requirements of this section provided that the following notice that is printed in letters at least twenty-five millimetres high is displayed in a conspicuous location within the pool enclosure:



**CAUTION  
THIS POOL IS UNSUPERVISED.  
BATHERS UNDER TWELVE YEARS  
OF AGE ARE NOT ALLOWED WITHIN  
THE POOL ENCLOSURE UNLESS  
ACCOMPANIED BY A PARENT OR HIS  
OR HER AGENT WHO IS NOT LESS  
THAN SIXTEEN YEARS OF AGE. THE  
TOTAL NUMBER OF BATHERS ON THE  
DECK AND IN THE POOL SHALL NOT  
EXCEED TEN.**

**Section 17. (20)** Where a pool is operated in conjunction with a child care centre or day camp and the water depth of the pool does not exceed 1.10 metres, a lifeguard or an assistant lifeguard may be replaced by one or more persons sixteen years of age or over where each person has satisfied the operator that he or she is a competent swimmer, is trained in the emergency procedures for the pool and is the holder of a current first-aid certificate referred to in subsection (11).

### **Class A - Supervision Of Children Under Age 10**

**Section 17. (21)** Every owner and every operator of a Class A pool shall ensure that there is a process in place to ensure a guardian or designated person supervises children under 10 years of age. The process must include a swimming competency test and a method of communicating the requirements of the process.

### **Water Clarity And Illumination**

**Section 18. (1)** Where a public pool is in use and a lifeguard or an assistant lifeguard determines that a safety hazard exists in the pool or on the deck, the lifeguard or assistant lifeguard shall direct all persons to leave the pool or any part thereof and shall advise the operator of the existence of the safety hazard

**Section 18. (2)** Every owner and every operator, other than an owner and operator of a modified pool, shall have a black disc 150 millimetres in diameter on a white

background available for use in determining the clarity of the pool water.

**Section 18. (3)** Every owner and every operator of a modified pool shall ensure that the pool is provided with continuous black markings on the bottom 150 millimetres wide where the water depth is 0.60 metre and 300 millimetres wide where the water depth is 1.20 metres.

**Section 18. (4)** REVOKED: O. Reg. 494/17, s. 14

### **Notices And Markings**

**Section 19. 1.** In the case of a public pool, in not fewer than two places at the pool, notices that set out,

- i. that no person infected with a communicable disease or having open sores on their body shall enter the pool,**
- ii. that no person shall bring a glass container onto the deck or into the pool,**
- iii. that no person shall pollute the water in the pool in any manner and that spitting, spouting of water and blowing the nose in the pool or on the deck are prohibited,**
- iv. that no person shall engage in boisterous play in or about the pool,**
- v. the maximum number of bathers permitted on the deck and in the pool at any time,**
- vi. the location of a telephone that is available for emergency use, and**
- vii. any other information or photos that the owner or operator determines is necessary to maintain the health and safety of the persons using the pool.**

## Pool Markings

**Section 19. 7.** In a conspicuous location, where a pool has a maximum water depth of less than 2.50 metres, in letters not less than 150 millimetres high, the words

**CAUTION — AVOID DEEP DIVES**

or the words

**SHALLOW WATER — NO DIVING**

## Wave Action Pool Markings

**Section 19. 8.** At a wave action pool, on each deck adjacent to that portion of the pool where the still water depth is 2.30 metres or less, affixed to a wall or barrier supported by posts located one metre or less from the edge of the pool, notices at intervals not exceeding 7.50 metres signifying clearly that jumping or diving into the pool is not permitted in this area.

**JUMPING OR DIVING NOT PERMITTED IN THIS AREA**

**Section 19. 9.** The words

**DANGER — AVOID DEEP OR LONG DIVES**

in a location clearly visible to divers, at a Class B pool that is equipped with a diving board, where the end of the board is,

- i. 600 millimetres or less in height above the water, and
- ii. less than 9.00 metres but not less than 7.5 metres from any point having a water depth of at least 1.35 metres, in letters at least 150 millimetres high.

## Pool With Ramp(s) Markings

**Section 19. 10.** Where a pool is provided with one or more ramps, a notice located conspicuously on each wall or fence enclosing the pool the words:

**CAUTION - NO DIVING**

**Section 19. 11.** Where a pool is provided with one or more ramps that,

- i. are not submerged, are adjacent to the pool wall and are used for access to the water and there is a removable barrier separating the deck from the ramp, the ramp shall bear a conspicuous notice on which is printed in letters at least 25 millimetres high, the words:

**UNSUPERVISED BATHERS ARE NOT ALLOWED BEYOND THIS POINT**

and

- ii. are submerged, are adjacent to the pool wall and are used for access to the water and there is a removable barrier separating the walkway from the deck, the removable barrier shall bear a conspicuous notice on which is printed in letters at least 25 millimetres high the words

**BATHERS ARE NOT ALLOWED BEYOND THIS POINT**

## Buoyant Throwing Aids For Pool

**Section 20. (1) (b)** in the case of a public pool, two buoyant throwing aids, each of which has securely attached to it a six millimetre diameter rope of a length not less than one-half the width of the pool plus three metres;



## Buoy Line For Class B Pool

**Section 20. (1) (c)** in the case of a Class B pool that is in operation and has a slope of more than eight per cent, a buoy line.



## Class A Pool – Control Stations

**Section 20. (4)** Every owner and every operator of a Class A pool, other than a modified pool or a pool installed at a recreational camp, shall ensure that the pool is equipped with,

- (a) where the pool area is greater than 150 square metres but not greater than 230 square metres, at least one lifeguard control station; and
- (b) where the pool area is greater than 230 square metres, at least two lifeguard control stations.

**Section 20. (5)** Every owner and every operator of a modified pool shall ensure that the pool is equipped with lifeguard control stations that are located along the edge of the water at intervals not exceeding 60 metres.

**Section 20. (6)** Every owner and every operator of a wave action pool shall ensure that the pool is equipped with two or more lifeguard control stations positioned in appropriate locations on each side deck adjacent to the deep area.

**Section 20. (7)** A lifeguard control station referred to in subsection (4), (5) or (6) shall be,

- (a) an elevated platform or chair not less than 1.80 metres above the water surface;
- (b) securely positioned while in use and located at the side of the pool so as to permit an unobstructed view of the pool bottom in the area under surveillance; and
- (c) restricted to the exclusive use of lifeguards and assistant lifeguards.

**Section 20. (8)** Every owner and every operator of a wave action pool shall ensure that the pool is provided with,

- (a) a buoyant rescue aid, with a shoulder loop and a six-millimetre rope at least 1.60 metres in length securely attached to it, located at each lifeguard control station; and
- (b) equipment and supplies in accordance with aquatic first aid requirements as approved jointly by the Lifesaving Society, the Canadian Red Cross and St. John Ambulance.

## Section B: Appendices





## B – 1 Public Pool Signage Requirements

THE FOLLOWING SIGNAGE REQUIREMENTS FOR PUBLIC POOLS ARE IN ADDITION TO THOSE IDENTIFIED IN THE GENERAL SECTION APPENDICES IN SECTION A			
Public Pool Signage Requirements	Lettering Stroke Size	Ontario Regulation	Location posted
<p style="text-align: center;"><b>CAUTION</b>  <b>SWIM AT YOUR OWN RISK</b>  <b>THIS POOL IS NOT SUBJECT TO</b>  <b>THE REQUIREMENTS OF ONTARIO</b>  <b>REGULATION 565 (PUBLIC POOLS)</b></p>	<p>≥25mm (Height)</p> <p>≥5mm (Stroke)</p>	<b>4.1(1) 3</b>	post in a conspicuous place within the pool enclosure
<p style="text-align: center;"><b>CAUTION</b>  <b>THIS POOL IS UNSUPERVISED BATHERS UNDER</b>  <b>TWELVE YEARS OF AGE ARE NOT ALLOWED</b>  <b>WITHIN THE POOL</b>  <b>ENCLOSURE UNLESS ACCOMPANIES BY A</b>  <b>PARENT OR HIS OR HER AGENT WHO IS NOT</b>  <b>LESS THAN SIXTEEN YEARS OF AGE</b></p>	≥25mm (height)	<b>17. (19) (a)</b>	Class B Pool ≤ 93 square metres; post in a conspicuous location within the pool enclosure
<p style="text-align: center;"><b>CAUTION</b>  <b>THIS POOL IS UNSUPERVISED BATHERS UNDER</b>  <b>TWELVE YEARS OF AGE ARE NOT ALLOWED</b>  <b>WITHIN THE POOL ENCLOSURE UNLESS</b>  <b>ACCOMPANIED BY A PARENT OR HIS OR HER</b>  <b>AGENT WHO IS NOT LESS THAN SIXTEEN YEARS</b>  <b>OF AGE. THE TOTAL NUMBER OF BATHERS ON THE</b>  <b>DECK AND IN THE POOL SHALL NOT EXCEED TEN</b></p>	≥25mm (height)	<b>17. (19) (b)</b>	Class B Pool > 93 squares metres; post in a conspicuous location within the pool enclosure
<p style="text-align: center;"><b>Health Warning</b></p> <p>No person infected with a communicable disease or having open sores on his or her body shall enter the pool</p> <p>No person shall bring a glass container onto the deck or into the pool</p> <p>No person shall pollute the water in the pool in any manner and that spitting, spouting of water and blowing the nose in the pool or on the deck are prohibited</p> <p>No person shall engage in boisterous play in or about the pool</p> <p>The maximum number of bather permitted on the deck and in the pool at any time is _____, and</p> <p>The location of the telephone is available for emergency use is</p> <p>located at _____</p>		<b>19. 1 (i-vi)</b>	Post at not fewer than two places at the pool

**THE FOLLOWING SIGNAGE REQUIREMENTS FOR PUBLIC POOLS ARE IN ADDITION TO THOSE IDENTIFIED IN THE GENERAL SECTION APPENDICES IN SECTION A**

<b>Public Pool Signage Requirements</b>	<b>Lettering Stroke Size</b>	<b>Ontario Regulation</b>	<b>Location posted</b>
<b>Markings; water depths indicating the deep points, breaks between gentle and steep bottom slopes and the shallow points and the words DEEP AREA, SHALLOW AREA</b>	<b>≥100mm (height)</b>	<b>19. 6</b>	On the deck clearly marked in figures at appropriate locations
<b>CAUTION – AVIOD DEEP DIVES or SHALLOW WATER – NO DIVING</b>	<b>150mm</b>	<b>19. 7</b>	Post at a conspicuous location, where the pool has a maximum water depth of < 2.50 metres
<b>JUMPING OR DIVING IS NOT PERMITTED IN THIS AREA</b>		<b>19. 8</b>	At a wave action pool. Affixed to a wall or barrier supported by posts located one metre or less from the edge of the pool
<b>DANGER – AVOID DEEP OR LONG DIVES</b>		<b>19. 9</b>	Class B Pool Equipped with a diving board
<b>CAUTION – NO DIVING</b>		<b>19. 10</b>	A pool with one or more ramps. Posted on each side of the wall or fence
<b>UNSUPERVISED BATHERS ARE NOT ALLOWED BEYOND THIS POINT</b>	<b>≥25mm (height)</b>	<b>19.11 (i)</b>	Post at the ramp(s) - pool with one or more ramps that are not submerged
<b>BATHERS ARE NOT ALLOWED BEYOND THIS POINT</b>	<b>≥25mm (height)</b>	<b>19.11 (ii)</b>	Post at the removable barrier - pool with one or more ramps that are submerged

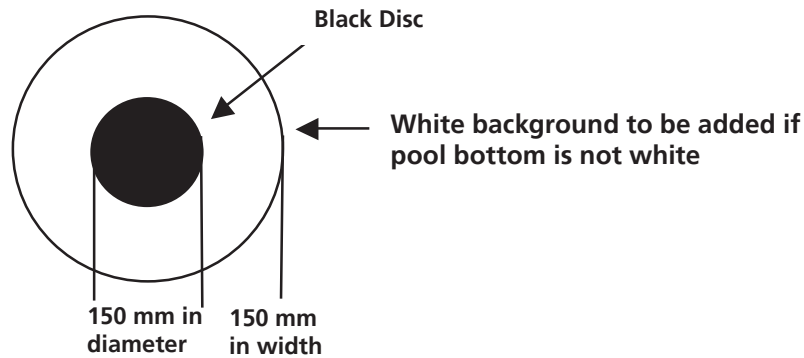


## B – 2 Pool Tests Frequency

Pool Tests Frequency		
Tests	Limits	Frequency of tests
Total Alkalinity	80 – 120 ppm	<p><b>No automatic sensing device</b></p> <ul style="list-style-type: none"> <li>• ½ hour before opening and every 2 hours during daily use period</li> </ul> <p><b>With automatic sensing device</b></p> <ul style="list-style-type: none"> <li>• ½ hour before opening and every 4 hours during daily use period</li> </ul>
pH	7.2 - 7.8	
Free Available Chlorine (FAC) - Unstabilized public pool	0.5 – 10 ppm	
Free Available Chlorine (FAC) - Stabilized public pool	1.0 – 10 ppm	
Total Chlorine	Recommend not to exceed the sum of FAC reading plus 0.5mg/l	
Bromine - public pools (excluding wave action pool)	2.0 - 4.0 ppm	
Total Bromine - wave action pools	3.0 – 10 ppm	
Water Clarity - public pool	150 mm black disc clearly visible 9 metre away	
Cyanuric Acid	Maximum 60 mg/l	Weekly
ORP	600 mV – 900 mV	Recommended Daily

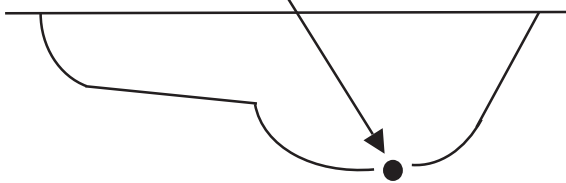
Additional Pool Daily Records	
1. Estimate number of bather during operating day	<p>Keep and sign daily records</p>
2. Make-up water reading if applicable at the end of the day	
3. Emergencies, rescues or breakdowns of equipment that have occurred	
4. Time Emergency stop button test was performed (if applicable)	
5. Emergency telephone tested to confirm it is in operating condition	
6. Type and amount of chemicals added manually	

## B – 3 Black Disc On White Background



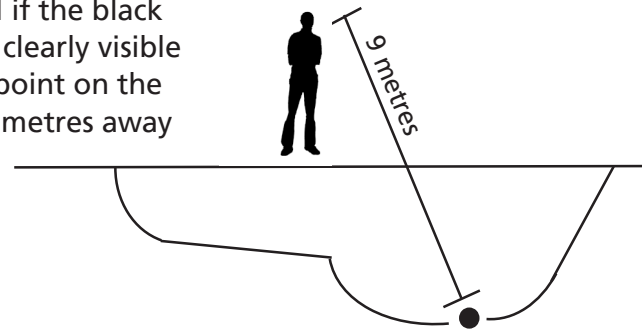
### Location

Black disc is to be located at the deepest point



Close pool if the black disc is not clearly visible from any point on the deck nine metres away

### Testing Clarity



**Ontario Public Pools Regulation 565 section 6(4)(l) requires public pools to have, "a black disc 150 millimetres in diameter on a white background affixed to the bottom of the pool at its deepest point."**

<b>Black</b>	Will change to grey as the water becomes cloudy.	<b>Affix to the bottom</b>	Permanently affix to the bottom of the pool
<b>Disc 150mm in diameter</b>	Size and shape helps determine if the water is clear	<b>At the deepest point</b>	Clearly visible from any point on the deck nine metres away
<b>On a white background</b>	To help the black disc stand out		

**If the black disc is not clearly visible from the deck, remove bathers and close the pool**

## B – 4 Filtration

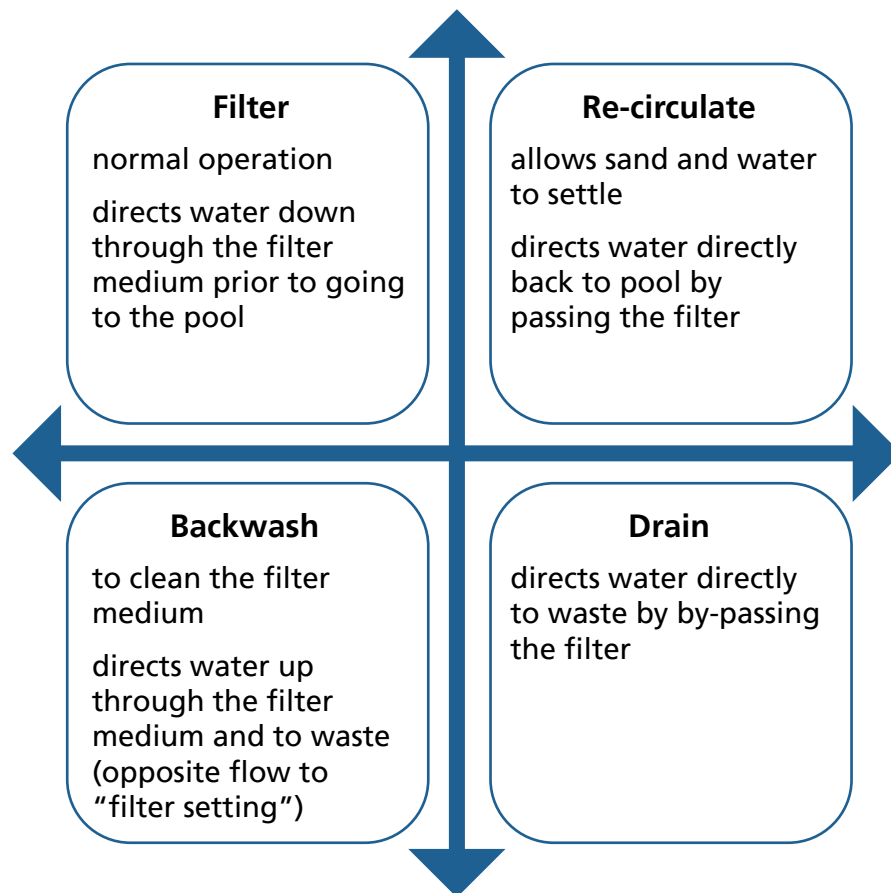
Filtration is the mechanical process of removing insoluble matter from swimming pool water. A pool filter consists of a tank containing some fine grain material such as sand or diatomaceous earth through which water is forced. Pool water carrying particles is passed through the filter media and returned to the pool clearer with each passing.



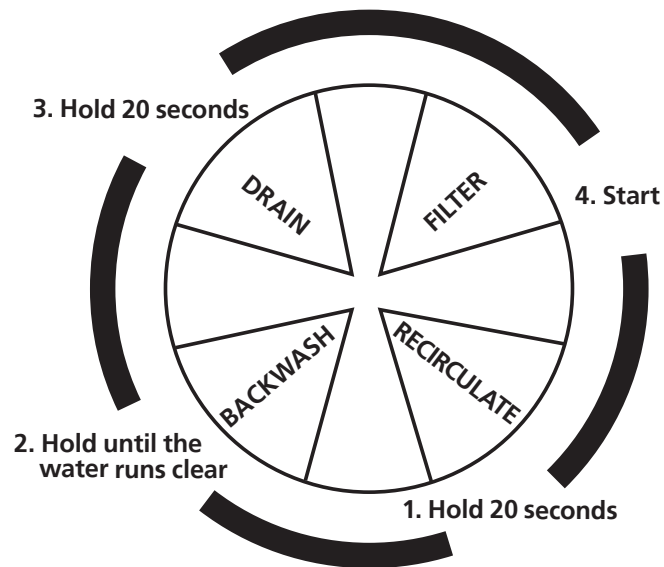
## B – 5 Filter Head Operation

Filter head settings have different titles or require slightly different or additional steps to perform procedures such as filtration, re-circulation, backwashing and draining.

A filter has 4 major settings:



## B – 6 General Backwash Procedure



### How to Backwash

**Note:** Prior to changing valve position turn the pump(s) off.



Turn filtered setting from “filter” to “recirculate” for 20 seconds. This allows the water in the filter to settle.

Turn filter head to “backwash” and start the pump. Leave it there until the water running to waste is clear.

Turn filter to “drain” for 20 seconds. This allows the sand and the water to settle.

Turn Filter head to “filter” and start the pump. This returns filter to normal operations.

## B – 7 Swimming Pool Filter Parameters

Type of Filter	Operating Rate	Backwash Rate	When to Backwash
<b>Rapid Flow Sand (low rate, sand &amp; gravel)</b>	3 gpm/sq. ft.	12 – 15 gpm/sq.ft	7 – 8 P.S.I. pressure difference
<b>Hi-Rate Sand</b>	15 – 20 gpm/sq.ft.	15 – 20 gpm/sq.ft.	15 P.S.I. pressure difference
<b>Pressure D.E.</b>	1.5 – 2gpm/sq.ft.	N/A	15 P.S.I. pressure difference
<b>Vacuum D.E.</b>	1.5 – 2gpm/sq.ft	N/A	16" Hg of vacuum

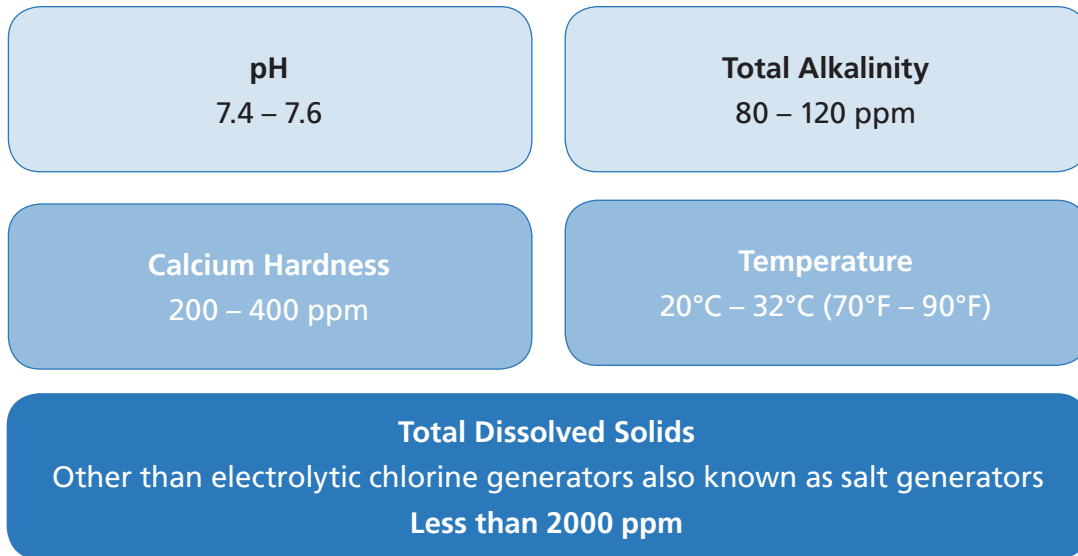
One common mistake is to backwash the sand filters too often, before they reach the above parameters. This practice will result in a poor filtration.



## B – 8 Water Balance

Water balance is the correction of 5 factors to appropriate levels so that the water is not corrosive or scaling. Two of the factors, temperature and total dissolved solids, are of minor significance. pH, total alkalinity and hardness are of greater significance to balance pool water.

Under normal operating conditions, the parameters or factors to maintain balanced water should be in the following ranges:



Water Balance Factors	Ideal Levels
<b>pH</b>	<b>7.4 – 7.6</b>
<b>Total Alkalinity</b>	<b>80 – 120 ppm</b>
<b>Calcium Hardness</b>	<b>200 – 400 ppm</b>
<b>Temperature</b>	<b>20°C – 32°C (70°F - 90°F)</b>
<b>Total Dissolved Solids</b> Other than electrolytic chlorine generators also known as salt generators	<b>Less than 2000 ppm</b>

If one or all of the ranges are exceeded, the probability of scale formation will be greatly increased. If one or all of the ranges are low, corrosion of grout and piping etc. may occur.

## **B – 9 Recommendations For Cleaning A Pool Fouling (Liquid Stool/Diarrhoea)**

Normal chlorine levels cannot cope with a pool grossly fouled by vomitus or faeces.

It is essential that quick action be taken when such an occurrence happens.

1. Evacuate bathers and close the pool immediately as soon as a fouling is observed.
2. Switch off the recirculation and disinfection systems.
3. Remove foreign matter by skimming, vacuuming etc. Hose off pool deck, if necessary.
4. Direct discharges from skimming and vacuuming to the sewer; if this is not possible, operate recirculation pump but by-pass the filter.
5. Raise the chlorine level in the pool water to 20 ppm free available chlorine by adding chlorine directly to the pool while recirculation system is off and ensure the pH is in the range of 7.2 to 7.5.
6. Test the pool water after addition of chlorine to ensure that 20 ppm free available chlorine residual level has been reached. Maintain pH at 7.2 to 7.5.
7. Resume recirculation systems 1/2 hour after addition of chlorine. Let it circulate for 8 hours and then perform backwash procedures. Backwashing helps to reduce high chlorine levels. Addition of fresh make-up water to the pool may be needed after backwashing is completed.
8. If necessary, clean the pool and deck surfaces and sanitize them with a disinfectant solution having a strength equivalent to at least 50 ppm chlorine.
9. Test the pool water levels for free available chlorine and pH. Free available chlorine residual should be within the range of 1.0 – 2.0 ppm, and pH within the range of 7.2 – 7.8. Addition of chlorine neutralizer can be used to lower chlorine levels faster.
10. Disinfect all equipment used by immersion in disinfectant solution having a strength equivalent to at least 50 ppm chlorine.
11. Record the occurrence of the pool fouling and chemical test level results in the Pool Log Book. Public Health Inspector may ask to see the Pool Log Book records.

## **B – 10 Recommendations On Localizing Minor Foulings (Formed Stools)**

1. Evacuate bathers and close the pool immediately as soon as a fouling is observed.
2. Switch off the recirculation and disinfection system.
3. Scoop up as much of the fouling as you can by skimming and/or vacuuming.
4. Raise the free available chlorine to 2 ppm by adding chlorine directly to the pool while the recirculation system is switched off, and ensure the pH is within the range of 7.2-7.5.
5. Apply a local shock treatment at the point of fouling, suggest minimum of 1 gallon of 12% liquid chlorine, ensuring residual of at least 1.5 ppm free available chlorine to all areas of the pool.
6. Resume recirculation and disinfection system for at least 1/2 hour.
7. Re-open to bathers after a minimum of 1/2 hour has elapsed since shock treatment and the pH of the water is within the range of 7.2 to 7.8.
8. Disinfect all equipment used by immersion in disinfectant solution having a strength equivalent to at least 50 ppm chlorine.
9. Record the occurrence of the pool fouling and chemical test level results in the Pool Log Book. Public Health Inspector may ask to see the Pool Log Book records.

### **Recommendation**

For safety reasons, these procedures should only be carried out in the presence of another person



## B – 11 Pool Daily Records

POOL DAILY RECORDS							
Check one box and write in today's date	<input type="checkbox"/> Monday MM/DD/YY	<input type="checkbox"/> Tuesday MM/DD/YY	<input type="checkbox"/> Wednesday MM/DD/YY	<input type="checkbox"/> Thursday MM/DD/YY	<input type="checkbox"/> Friday MM/DD/YY	<input type="checkbox"/> Saturday MM/DD/YY	<input type="checkbox"/> Sunday MM/DD/YY
Hours of Operations	Open: am/pm	Open: am/pm	Open: am/pm	Open: am/pm	Open: am/pm	Open: am/pm	Open: am/pm
	Close: am/pm	Close: am/pm	Close: am/pm	Close: am/pm	Close: am/pm	Close: am/pm	Close: am/pm

POOL WATER TESTS												
Every 2 hour test without sensing device <b>OR</b> Every 4 hour test with an automatic sensing device												
1/2 hr. before opening	Time	Time	Time	Time	Time	Time	Time	Time	Time	Time	Time	Time
	am/pm	am/pm	am/pm	am/pm	am/pm	am/pm	am/pm	am/pm	am/pm	am/pm	am/pm	am/pm
Total Alkalinity (80 ppm – 120 ppm)												
pH (7.2 -7.8)												
Free Available Chlorine (FAC) <i>check one box</i> → <input type="checkbox"/> WITHOUT Cyanurate Acid (CYA) <input type="checkbox"/> WITH Cyanurate Acid (CYA)												
Without CYA (0.5 -10 ppm) With CYA (1.0-10 ppm)												
Total Chlorine												
Total Bromine (2.0 ppm – 4.0 ppm)												
Water Clarity												
Operator's Initials												

POOL WATER TESTS				
Every 2 hour test without sensing device <b>OR</b> Every 4 hour test with an automatic sensing device				
Emergency Telephone	<input type="checkbox"/> Satisfactory <input type="checkbox"/> Unsatisfactory	Time am/pm	Date MM/DD/YY	Operator's Signature
Ground Fault Interrupter	<input type="checkbox"/> Satisfactory <input type="checkbox"/> Unsatisfactory	Time am/pm	Date MM/DD/YY	Operator's Signature
First Aid Kit	<input type="checkbox"/> Satisfactory <input type="checkbox"/> Unsatisfactory	Time am/pm	Date MM/DD/YY	Operator's Signature
Non-conducting Reaching Pole	<input type="checkbox"/> Satisfactory <input type="checkbox"/> Unsatisfactory	Time am/pm	Date MM/DD/YY	Operator's Signature
2 Buoyant throwing aids with adequate rope	<input type="checkbox"/> Satisfactory <input type="checkbox"/> Unsatisfactory	Time am/pm	Date MM/DD/YY	Operator's Signature
Spine Board	<input type="checkbox"/> Satisfactory <input type="checkbox"/> Unsatisfactory	Time am/pm	Date MM/DD/YY	Operator's Signature

Estimate # of Bathers during operation:	Make-up water meter reading end of the day:	Make-up water added: <input type="checkbox"/> No <input type="checkbox"/> Yes - Amount: _____	Oxidation Reduction Potential value (if applicable): _____ mV
Records of emergency breakdown, rescue equipment breakdown, back washing, chemical added manually, cleaning, etc.			

## B – 12 Public Pool Weekly Test For Cyanuric Acid

### Public Pool Weekly Test for Cyanuric Acid

*(Note: for pools that use cyanurate stabilization)*

<b>Date</b> Month/Day/ Year	<b>Time</b> AM/PM	<b>Reading</b> mg/L	Operator's Signature
<b>Date</b> Month/Day/ Year	<b>Time</b> AM/PM	<b>Reading</b> mg/L	Operator's Signature
<b>Date</b> Month/Day/ Year	<b>Time</b> AM/PM	<b>Reading</b> mg/L	Operator's Signature
<b>Date</b> Month/Day/ Year	<b>Time</b> AM/PM	<b>Reading</b> mg/L	Operator's Signature
<b>Date</b> Month/Day/ Year	<b>Time</b> AM/PM	<b>Reading</b> mg/L	Operator's Signature
<b>Date</b> Month/Day/ Year	<b>Time</b> AM/PM	<b>Reading</b> mg/L	Operator's Signature
<b>Date</b> Month/Day/ Year	<b>Time</b> AM/PM	<b>Reading</b> mg/L	Operator's Signature
<b>Date</b> Month/Day/ Year	<b>Time</b> AM/PM	<b>Reading</b> mg/L	Operator's Signature
<b>Date</b> Month/Day/ Year	<b>Time</b> AM/PM	<b>Reading</b> mg/L	Operator's Signature
<b>Date</b> Month/Day/ Year	<b>Time</b> AM/PM	<b>Reading</b> mg/L	Operator's Signature
<b>Date</b> Month/Day/ Year	<b>Time</b> AM/PM	<b>Reading</b> mg/L	Operator's Signature
<b>Date</b> Month/Day/ Year	<b>Time</b> AM/PM	<b>Reading</b> mg/L	Operator's Signature
<b>Date</b> Month/Day/ Year	<b>Time</b> AM/PM	<b>Reading</b> mg/L	Operator's Signature
<b>Date</b> Month/Day/ Year	<b>Time</b> AM/PM	<b>Reading</b> mg/L	Operator's Signature
<b>Date</b> Month/Day/ Year	<b>Time</b> AM/PM	<b>Reading</b> mg/L	Operator's Signature
<b>Date</b> Month/Day/ Year	<b>Time</b> AM/PM	<b>Reading</b> mg/L	Operator's Signature
<b>Date</b> Month/Day/ Year	<b>Time</b> AM/PM	<b>Reading</b> mg/L	Operator's Signature
<b>Date</b> Month/Day/ Year	<b>Time</b> AM/PM	<b>Reading</b> mg/L	Operator's Signature
<b>Date</b> Month/Day/ Year	<b>Time</b> AM/PM	<b>Reading</b> mg/L	Operator's Signature

## B – 13 Pool Monthly Records

Pool Monthly Records			
<b>Gravity and Suction Outlet Cover(s)</b> <input type="checkbox"/> Satisfactory <input type="checkbox"/> Unsatisfactory	<b>Ground Current Leakage Button(s)</b> <input type="checkbox"/> Satisfactory <input type="checkbox"/> Unsatisfactory	<b>Test button Emergency Stop</b> <input type="checkbox"/> Satisfactory <input type="checkbox"/> Unsatisfactory	<b>Vacuum Release Mechanism(s)</b> <input type="checkbox"/> Satisfactory <input type="checkbox"/> Unsatisfactory
Date MM/DD/YY		Time am/pm	Operator's signature
<b>Gravity and Suction Outlet Cover(s)</b> <input type="checkbox"/> Satisfactory <input type="checkbox"/> Unsatisfactory	<b>Ground Current Leakage Button(s)</b> <input type="checkbox"/> Satisfactory <input type="checkbox"/> Unsatisfactory	<b>Test button Emergency Stop</b> <input type="checkbox"/> Satisfactory <input type="checkbox"/> Unsatisfactory	<b>Vacuum Release Mechanism(s)</b> <input type="checkbox"/> Satisfactory <input type="checkbox"/> Unsatisfactory
Date MM/DD/YY		Time am/pm	Operator's signature
<b>Gravity and Suction Outlet Cover(s)</b> <input type="checkbox"/> Satisfactory <input type="checkbox"/> Unsatisfactory	<b>Ground Current Leakage Button(s)</b> <input type="checkbox"/> Satisfactory <input type="checkbox"/> Unsatisfactory	<b>Test button Emergency Stop</b> <input type="checkbox"/> Satisfactory <input type="checkbox"/> Unsatisfactory	<b>Vacuum Release Mechanism(s)</b> <input type="checkbox"/> Satisfactory <input type="checkbox"/> Unsatisfactory
Date MM/DD/YY		Time am/pm	Operator's signature
<b>Gravity and Suction Outlet Cover(s)</b> <input type="checkbox"/> Satisfactory <input type="checkbox"/> Unsatisfactory	<b>Ground Current Leakage Button(s)</b> <input type="checkbox"/> Satisfactory <input type="checkbox"/> Unsatisfactory	<b>Test button Emergency Stop</b> <input type="checkbox"/> Satisfactory <input type="checkbox"/> Unsatisfactory	<b>Vacuum Release Mechanism(s)</b> <input type="checkbox"/> Satisfactory <input type="checkbox"/> Unsatisfactory
Date MM/DD/YY		Time am/pm	Operator's signature
<b>Gravity and Suction Outlet Cover(s)</b> <input type="checkbox"/> Satisfactory <input type="checkbox"/> Unsatisfactory	<b>Ground Current Leakage Button(s)</b> <input type="checkbox"/> Satisfactory <input type="checkbox"/> Unsatisfactory	<b>Test button Emergency Stop</b> <input type="checkbox"/> Satisfactory <input type="checkbox"/> Unsatisfactory	<b>Vacuum Release Mechanism(s)</b> <input type="checkbox"/> Satisfactory <input type="checkbox"/> Unsatisfactory
Date MM/DD/YY		Time am/pm	Operator's signature
<b>Gravity and Suction Outlet Cover(s)</b> <input type="checkbox"/> Satisfactory <input type="checkbox"/> Unsatisfactory	<b>Ground Current Leakage Button(s)</b> <input type="checkbox"/> Satisfactory <input type="checkbox"/> Unsatisfactory	<b>Test button Emergency Stop</b> <input type="checkbox"/> Satisfactory <input type="checkbox"/> Unsatisfactory	<b>Vacuum Release Mechanism(s)</b> <input type="checkbox"/> Satisfactory <input type="checkbox"/> Unsatisfactory
Date MM/DD/YY		Time am/pm	Operator's signature
<b>Gravity and Suction Outlet Cover(s)</b> <input type="checkbox"/> Satisfactory <input type="checkbox"/> Unsatisfactory	<b>Ground Current Leakage Button(s)</b> <input type="checkbox"/> Satisfactory <input type="checkbox"/> Unsatisfactory	<b>Test button Emergency Stop</b> <input type="checkbox"/> Satisfactory <input type="checkbox"/> Unsatisfactory	<b>Vacuum Release Mechanism(s)</b> <input type="checkbox"/> Satisfactory <input type="checkbox"/> Unsatisfactory
Date MM/DD/YY		Time am/pm	Operator's signature
<b>Gravity and Suction Outlet Cover(s)</b> <input type="checkbox"/> Satisfactory <input type="checkbox"/> Unsatisfactory	<b>Ground Current Leakage Button(s)</b> <input type="checkbox"/> Satisfactory <input type="checkbox"/> Unsatisfactory	<b>Test button Emergency Stop</b> <input type="checkbox"/> Satisfactory <input type="checkbox"/> Unsatisfactory	<b>Vacuum Release Mechanism(s)</b> <input type="checkbox"/> Satisfactory <input type="checkbox"/> Unsatisfactory
Date MM/DD/YY		Time am/pm	Operator's signature
<b>Gravity and Suction Outlet Cover(s)</b> <input type="checkbox"/> Satisfactory <input type="checkbox"/> Unsatisfactory	<b>Ground Current Leakage Button(s)</b> <input type="checkbox"/> Satisfactory <input type="checkbox"/> Unsatisfactory	<b>Test button Emergency Stop</b> <input type="checkbox"/> Satisfactory <input type="checkbox"/> Unsatisfactory	<b>Vacuum Release Mechanism(s)</b> <input type="checkbox"/> Satisfactory <input type="checkbox"/> Unsatisfactory
Date MM/DD/YY		Time am/pm	Operator's signature
<b>Gravity and Suction Outlet Cover(s)</b> <input type="checkbox"/> Satisfactory <input type="checkbox"/> Unsatisfactory	<b>Ground Current Leakage Button(s)</b> <input type="checkbox"/> Satisfactory <input type="checkbox"/> Unsatisfactory	<b>Test button Emergency Stop</b> <input type="checkbox"/> Satisfactory <input type="checkbox"/> Unsatisfactory	<b>Vacuum Release Mechanism(s)</b> <input type="checkbox"/> Satisfactory <input type="checkbox"/> Unsatisfactory
Date MM/DD/YY		Time am/pm	Operator's signature

## B – 14 Pool Maintenance Repairs and Replacements

Pool Maintenance Repairs And Replacements			
DATE	DEFECTS	SERVICE NOTES	SIGNATURE


## B – 15 Criteria For Closing A Swimming Pool

A swimming pool is subject to immediate closure when any of the following conditions are observed:

- Pool not made inaccessible when closed.
- Water clarity poor or black disc not available for clarity test.
- Fouling eg. faeces, vomit, blood or chemical.
- Filtration or circulation system is not operative or malfunctioning.
- Drain cover or fittings missing or not in good repair.
- Equalizer(s) valves open.
- Emergency telephone missing or malfunctioning.
- Lifesaving safety equipment not available or not in good repair.
- Ground Fault Circuit Interrupter missing or malfunctioning.
- Disinfectant not detected in pool water and not available on site to rectify the lack of disinfectant in pool water immediately.
- Lifeguard qualifications not available or lifeguard not available where applicable.
- Underwater light disconnected and not certified in writing by an electrician.
- Any other conditions that may constitute a health hazard eg. power outage, confirmation of pathogenic agents such as cryptosporidium.



## B – 16 Universal Signs



## Section C: Ontario Regulation 565 for Public Spas







**Section C: The following section only applies to public spas.**

### **Exemption From Ontario Regulation 565 (Public Pools)**

**Section 4.1 (2)** A public spa operated on the premises of a hotel that has fewer than six dwelling units or suites for the use of its guests and their visitors is exempt from this Regulation if the following notice is displayed in a conspicuous place within the public spa enclosure, printed in letters at least 25 millimetres high with a minimum five millimetre stroke:

**CAUTION  
USE SPA AT YOUR OWN RISK  
THIS SPA IS NOT SUBJECT TO  
THE REQUIREMENTS OF ontario  
REGULATION 565 (PUBLIC pools)**

### **Spa Water Clarity**



**Section 7. (7)** Every owner and every operator of a public spa shall ensure that the public spa water is of a clarity to permit the owner or operator to see the lowest water outlet drain when the spa water is in a non-turbulent state.

### **Spa Volume Exceeding 4000 Litres**

**Section 7. (14)** Every operator of a public spa with a volume that exceeds 4,000 litres shall add make-up water to the spa during each operating day in an amount that is a minimum of 15 litres per bather use, to a maximum of 20 per cent of the total spa volume.

### **Spa Volume Not Exceeding 4000 Litres**

**Section 7. (16)** Every operator of a public spa with a volume that is 4,000 litres or less shall drain to waste and refill the total volume of water in the public spa in accordance with the following formula:

$$WRI = \frac{V}{10 \times U}$$

where,

**WRI** = the maximum number of operating days that may elapse between drainings, rounded up to a whole number,

**V** = the total volume of the spa in litres, and

**U** = the total estimated number of bather uses per operating day.

### **Inspection Prior To Refilling**

**Section 7. (17)** An operator who drains a public spa in accordance with subsection (16) shall, before refilling the spa, inspect all parts of the spa including, but not limited to, drain covers, suction fittings and all emergency equipment within the spa, and ensure that they are properly secured and operational.

### **Spa Maximum Capacity**

**Section 10. (2.1)** Every operator of a public spa shall ensure that the maximum number of persons permitted to use the spa at any one time is the lesser of the following:

1. One person per square metre of surface water area.
2. The maximum bather load identified by the manufacturer of the spa.

## Testing Emergency Telephone



**Section 16.** Every owner and every operator shall ensure that,

**(1) (c)** in the case of a public spa, a land line emergency telephone that connects directly to an emergency service or the local telephone utility is located within 30 metres of the spa.

**Section 16. (2)** Every operator shall ensure, before the public pool or spa is opened for use each day, that,

**(c)** in the case of a public spa, the telephone required under clause (1) (c) is tested to confirm that it is in operating condition.

## Testing Emergency Stop Button And Vacuum Release Mechanism

**Section 16.1 (f)** in the case of a spa, the emergency stop button and vacuum release mechanisms are tested and inspected at least once within each period of 30 operating days.

## Emergency Telephone Sign

**Section 19. 2.** In the case of a public spa, a notice identifying the location of the emergency telephone, in letters not less than 25 millimetres high with a minimum five millimetre stroke, in a conspicuous location near the entrance to the public spa.

**EMERGENCY TELEPHONE**

## Public Spa Caution Notice

**Section 19.1 (1)** Every owner and operator of a public spa shall ensure that the following message is posted in a conspicuous place at each entrance to the public spa with the word

### CAUTION

in letters not less than 50 millimetres high, with all other lettering not less than 10 millimetres high and with a minimum five millimetre stroke in either case:

### CAUTION

**Children under the age of 12 are not allowed in the spa unless supervised by a person who is 16 years of age or older.**

**Pregnant women and persons with known health or medical conditions should consult with a physician before using a spa.**

**Do not use the spa if you have an open sore or rash, or are experiencing nausea, vomiting or diarrhea.**

**Overexposure may cause fainting. 10 to 15 minutes may be excessive for some individuals. Cool down periodically and leave the spa if nausea or dizziness occurs.**

**Enter and exit the spa slowly, to prevent slipping.**

**Do not play or swim near drains or suction devices. Your body, body parts, hair, jewelry and other objects may become trapped and cause injury or drowning. People with long hair should be especially careful.**

**Do not enter or remain in a spa if a drain cover or suction fitting is loose, broken or missing. Immediately notify the spa operator.**

**No food or beverage except water is permitted within the deck or spa. No glass containers of any kind are permitted within the deck or spa.**

**Section 19.1 (2)** The notice described in subsection (1) shall include the maximum bather capacity of the public spa determined under subsection 10 (2.1).

## Buoyant Throwing Aids For Spa

**Section 20.(1) (d)** in the case of a public spa, a buoyant throwing aid to which is securely attached a six millimetre diameter rope of a length not less than one-half the width of the pool area plus three metres.



## Spa Water Temperature



**Section 21.** Every owner of a public spa shall ensure that the spa's water heater is equipped with a tamper-proof upper limit cut-off switch that,

- (a) limits the maximum temperature of the spa water to 40 degrees Celsius; and
- (b) is independent of the spa's water temperature thermostat.

## Spa Timing Device

A maximum time limit of 15 minutes must be set on the timing device in order to reduce risk of injury from hyperthermia.

Bathers are required to exit the spa which allows them to cool down before returning to the spa. The timing device must be in a location that requires bathers to exit the spa to reset it.

Long exposure may result in:

- inability to exit the spa
- failure to recognize the hot temperature of the water

- failure to recognize the need to leave the spa
- unconsciousness
- drowning

**Section 22. (1)** Every owner and every operator of a public spa containing hydro-massage jet fittings shall ensure that the spa is equipped with a timing device that,

- (a) controls the period of operation of the jet pump;
- (b) can be set to a maximum of 15 minutes; and
- (c) is placed in a location that requires a bather to exit the spa to reset it.

## Timing Device sign

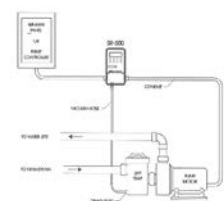
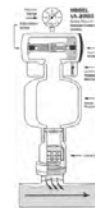
**Section 22. (2)** Every owner and every operator of a public spa shall ensure that a notice, in letters at least 25 millimetres high with a minimum five millimetre stroke, is posted at the timing device that identifies it as a timing device.

**TIMING DEVICE**

## Suction System

**Section 23.** Every owner of a public spa shall ensure that the suction system that serves the public spa is equipped with a vacuum relief mechanism that includes,

- (a) a vacuum release system;
- (b) a vacuum limit system; or



- (c) another engineered system designed, constructed and installed to conform to good engineering practice appropriate to the circumstances.

## Clock

**Section 24.** Every owner of a public spa shall ensure that a clock is installed in a conspicuous location that can be viewed from anywhere in the public spa.



## Steps, Handrails And Band Of Contrasting Colour



**Section 25.** Every owner of a public spa shall ensure that if a set of steps is provided for entry into and exit from the spa water, the set of steps,

- (a) are equipped with a handrail;
- (b) have a non-slip surface on their treads; and
- (c) have a band of contrasting colour applied along the entire juncture of the side and top of the edges of each step.

## Emergency Stop Button

**Section 26. (1)** Every owner of a public spa and, if applicable, every owner of a public pool when used in operation of the spa or pool are capable of being deactivated by an emergency stop button that,



- (a) is separate from the spa's or pool's timing device;
- (b) is located within the immediate vicinity of the spa or pool; and
- (c) activates an audible and visual signal.

## Emergency Stop Button Sign

**Section 26. (2)** Every owner and every operator of a public spa shall ensure that the following notice, in letters at least 25 millimetres high with a minimum five millimetre stroke, is posted above the emergency stop button:

**IN THE EVENT OF AN EMERGENCY PUSH  
EMERGENCY STOP BUTTON AND USE  
EMERGENCY PHONE. AUDIBLE AND VISUAL  
SIGNAL WILL ACTIVATE**

## Section C: Appendices





## C – 1 Public Spa Signage Requirements

THE FOLLOWING SIGNAGE REQUIREMENTS FOR PUBLIC SPAS ARE IN ADDITION TO THOSE IDENTIFIED IN THE GENERAL SECTION APPENDICES IN SECTION A			
Public Spa Signage Requirements	Lettering Stroke Size	Ontario Regulation	Location posted
EMERGENCY TELEPHONE	>25mm (height) >5mm (Stroke)	19.2	post in a conspicuous location near the entrance of the public spa
CAUTIONUSE SPA AT YOUR OWN RISK THIS SPA IS NOT SUBJECT TO THE REQUIREMENTS OF ONTARIO REGULATION 565 (PUBLIC POOLS)	>25mm (height) >5mm (Stroke)	4.1(2)	post in a conspicuous place within the spa enclosure
<p><b>CAUTION</b></p> <p>Children under the age of 12 are not allowed in the spa unless supervised by a person who is 16 years of age or older.</p> <p>Pregnant women and persons with known health or medical conditions should consult with a physician before using a spa.</p> <p>Do not use the spa if you have an open sore or rash, or are experiencing nausea, vomiting or diarrhea.</p> <p>Overexposure may cause fainting 10 to 15 minutes may be excessive for some individuals. Cool down periodically and leave the spa if nausea or dizziness occurs</p> <p>Enter and exit the spa slowly, to prevent slipping.</p> <p>Do not play or swim near drains or suction devices.</p> <p>Your body, body parts, hair, jewelry and other objects may become trapped and cause injury or drowning.</p> <p>People with long hair should be especially careful.</p> <p>Do not enter or remain in a spa if a drain cover or suction fitting is loose, broken or missing. Immediately notify the spa operator.</p> <p>No food or beverage, except water, is permitted within the deck or spa. No glass containers of any kind are permitted within the deck or spa.</p> <p>Maximum Bather Capacity _____</p>	50mm for Caution 10mm for other wording >5mm (Stroke)	19.1(1) 19.1(2)	Posted in a conspicuous place at each entrance to the public spa

## C – 2 Spa Tests Frequency

THE FOLLOWING SIGNAGE REQUIREMENTS FOR PUBLIC SPAS ARE IN ADDITION TO THOSE IDENTIFIED IN THE GENERAL SECTION APPENDICES IN SECTION A

Public Spa Signage Requirements	Lettering Stroke Size	Ontario Regulation	Location posted
Timing Device	25mm with 5mm stroke	22. (2)	Posted at the timing device
IN THE EVENT OF AN EMERGENCY PUSH EMERGENCY STOP BUTTON AND USE EMERGENCY PHONE. AUDIBLE AND VISUAL SIGNAL WILL ACTIVATE	25mm with 5mm stroke	26. (2)	Posted above the emergency stop button

### Spa Tests Frequency

Test	Limits	Frequency of tests
Total Alkalinity	80 – 120 ppm	<p><b>No automatic sensing device</b></p> <ul style="list-style-type: none"> <li>• ½ hour before opening and every 2 hours during daily use period</li> </ul> <p><b>With automatic sensing device</b></p> <ul style="list-style-type: none"> <li>• ½ hour before opening and every 4 hours during daily use period</li> </ul>
pH	7.2 - 7.8	
Free Available Chlorine (FAC)	5.0 – 10 ppm	
Total Chlorine	Recommend not to exceed the sum of FAC reading plus 0.5mg/l	
Total Bromine	5.0 - 10 ppm	
Water Clarity - Spa	Lowest water outlet drain is clearly visible in a non-turbulent state	
Water Temperature	Maximum 40°C	
ORP	600 mV – 900 mV	Recommended Daily

### Additional Spa Daily Records

1. Estimate number of bather during operating day	} Keep and sign daily records
2. Make-up water reading if applicable at the end of the day	
3. Emergencies, rescues or breakdowns of equipment that have occurred	
4. Time Emergency stop button test was performed	
5. When spa was drained, inspected and refilled	
6. Emergency telephone tested to confirm it is in operating condition	
7. Type and amount of chemicals added manually	



## C – 3 Spa Daily Records

SPA DAILY RECORDS							
Check one box and write in today's date	<input type="checkbox"/> Monday MM/DD/YY	<input type="checkbox"/> Tuesday MM/DD/YY	<input type="checkbox"/> Wednesday MM/DD/YY	<input type="checkbox"/> Thursday MM/DD/YY	<input type="checkbox"/> Friday MM/DD/YY	<input type="checkbox"/> Saturday MM/DD/YY	<input type="checkbox"/> Sunday MM/DD/YY
Hours of Operations	Open: am/pm	Open: am/pm	Open: am/pm	Open: am/pm	Open: am/pm	Open: am/pm	Open: am/pm
	Close: am/pm	Close: am/pm	Close: am/pm	Close: am/pm	Close: am/pm	Close: am/pm	Close: am/pm

SPA WATER TESTS												
Every 2 hour test without sensing device <b>OR</b> Every 4 hour test with an automatic sensing device												
1/2 hr. before opening	Time	Time	Time	Time	Time	Time	Time	Time	Time	Time	Time	Time
	am/pm	am/pm	am/pm	am/pm	am/pm	am/pm	am/pm	am/pm	am/pm	am/pm	am/pm	am/pm
Total Alkalinity (80 ppm – 120 ppm)												
pH (7.2 -7.8)												
Free Available Chlorine (5 ppm -10 ppm)												
Total Chlorine												
Total Bromine (5 ppm -10 ppm)												
Water Clarity												
Water Temperature Maximum ≤ 40°C												
Operator's Initials												

OTHER DAILY RECORDS				
Emergency Telephone	<input type="checkbox"/> Satisfactory <input type="checkbox"/> Unsatisfactory	Time am/pm	Date MM/DD/YY	Operator's Signature
Ground Fault Interrupter	<input type="checkbox"/> Satisfactory <input type="checkbox"/> Unsatisfactory	Time am/pm	Date MM/DD/YY	Operator's Signature
First Aid Kit	<input type="checkbox"/> Satisfactory <input type="checkbox"/> Unsatisfactory	Time am/pm	Date MM/DD/YY	Operator's Signature
Non-conducting Reaching Pole	<input type="checkbox"/> Satisfactory <input type="checkbox"/> Unsatisfactory	Time am/pm	Date MM/DD/YY	Operator's Signature
2 Buoyant throwing aids with adequate rope	<input type="checkbox"/> Satisfactory <input type="checkbox"/> Unsatisfactory	Time am/pm	Date MM/DD/YY	Operator's Signature
Spine Board	<input type="checkbox"/> Satisfactory <input type="checkbox"/> Unsatisfactory	Time am/pm	Date MM/DD/YY	Operator's Signature

Estimate # of Bathers during operation:	Make-up water meter reading end of the day:	Make- up water added: <input type="checkbox"/> No <input type="checkbox"/> Yes - Amount: _____	Oxidation Reduction Potential value (if applicable): _____mV
Records of emergency breakdown, rescue equipment breakdown, back washing, chemical added manually, cleaning, etc.			



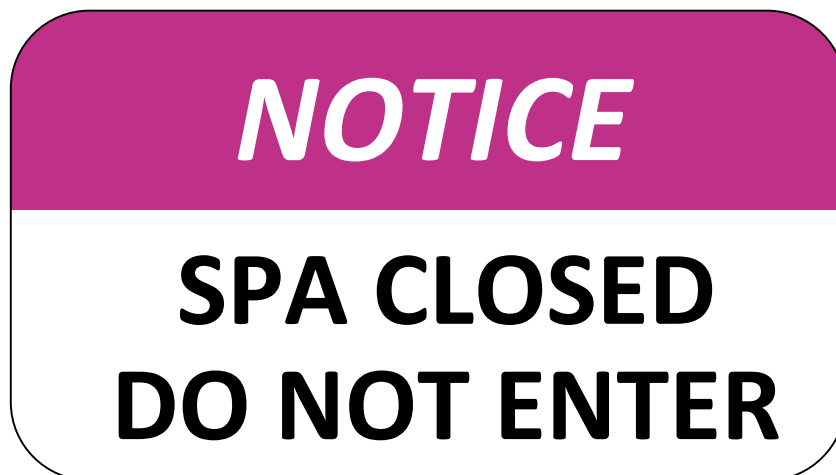
**C – 5 Spa Maintenance Repairs and Replacements**

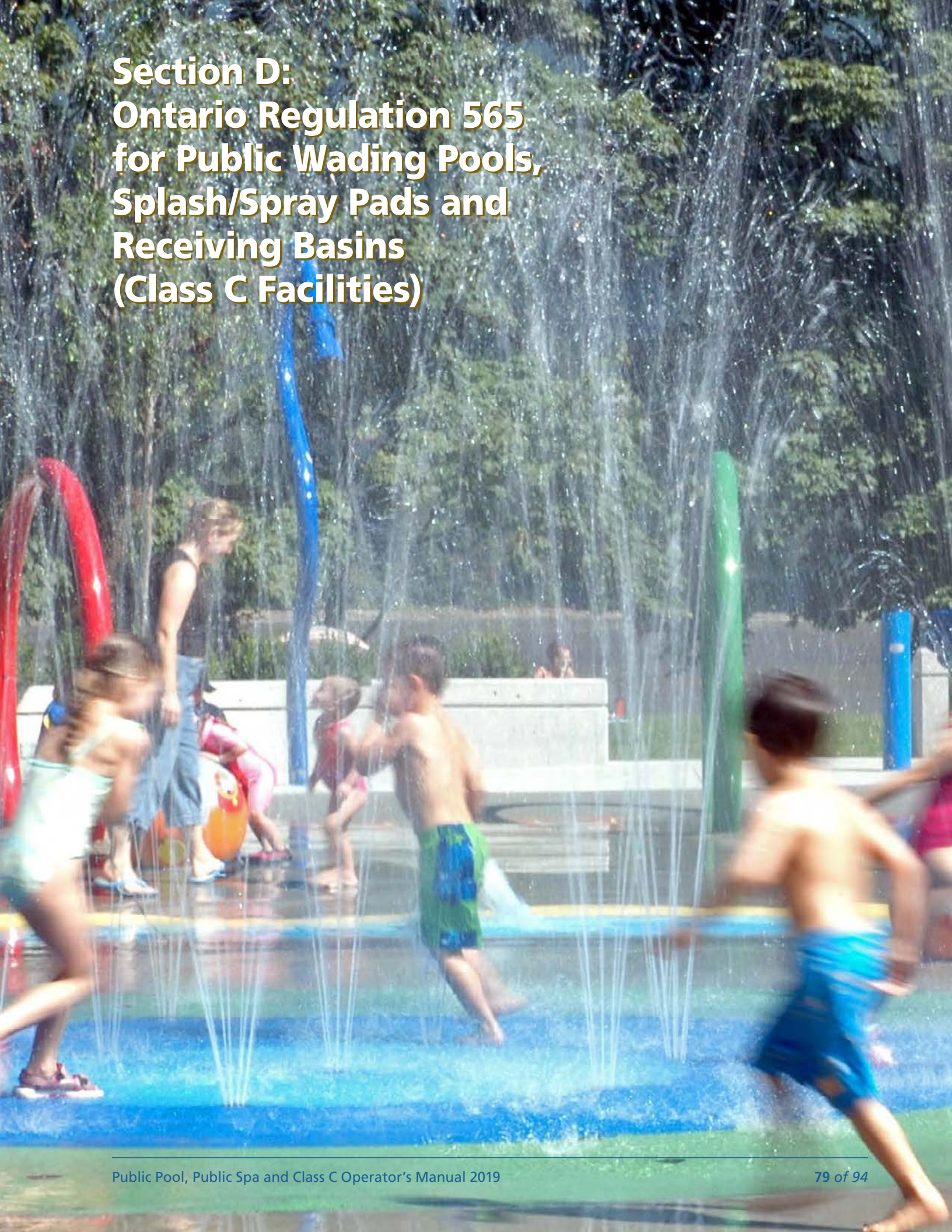
<b>Spa Maintenance Repairs And Replacements</b>			
<b>DATE</b>	<b>DEFECTS</b>	<b>SERVICE NOTES</b>	<b>SIGNATURE</b>

## C – 6 Criteria For Closing A Public Spa

A spa is subject to immediate closure when any of the following conditions are observed:

- Water clarity is poor.
- Fouling (eg. faecal or chemical)
- Filtration or circulation system is not operative or malfunctioning.
- Power outage.
- Drain cover or fittings missing or not in good repair.
- Suction system missing or malfunctioning e.g. Vacuum Release Mechanism.
- Emergency telephone missing or malfunctioning.
- Lifesaving safety equipment is not available at a spa >3 metres.
- Emergency stop button missing or malfunctioning.
- Audible and visual signal missing or malfunctioning.
- GFCI missing or malfunctioning.
- Spa temperature greater than 40°C (104°F).
- Disinfectant not detected in the spa water and not available on site immediately to rectify the lack of disinfectant in spa water.
- A swimming pool that has been closed and access to the spa is in the same room.
- Any other conditions that maybe considered a health hazard (e.g. sharp objects such as broken glass in water, confirmation of pathogenic agents such as cryptosporidium).



A vibrant splash pad at a public pool. Numerous water jets of varying heights and colors (blue, green, red) are spraying water. Several children are running and playing in the water. A woman is standing in the background, watching the children. The background is filled with lush green trees.

**Section D:  
Ontario Regulation 565  
for Public Wading Pools,  
Splash/Spray Pads and  
Receiving Basins  
(Class C Facilities)**



## Section D: The following section applies to public wading pools, splash/spry pads and receiving basins (Class C)

### Class C Facilities

**Section 2.1** The class of Class C facility is established, being any of the following:

1. A public wading pool.
2. A public spray pad or public splash pad.
3. A water slide receiving basin that serves solely as a receiving basin for persons at the bottom of a water slide.

**Section 3. Revoked:** O. Reg. 494/17, s. 2.

### Class C Facility Requirements

**Section 26.1 (1)** The following provisions of this Regulation apply, with necessary modification, to every owner and every operator of a Class C facility:



### Notification

**Section 26.1 1.** Section 5, other than clause 5 (1) (d).

**Section 5. (1)** At least 14 days before a public pool or public spa is put into use after construction or alteration, the owner or the owner's agent shall notify, in writing, the medical officer of health or a public health inspector for the health unit where the pool or spa is situate,

- (a) of the building permit number issued for the construction or alteration of the pool or spa;
- (b) whether or not all the preparations necessary to operate the pool or spa in accordance with this Regulation have been completed;
- (c) of the date that the pool or spa is intended to be opened or re-opened for use;
- (e) of the name and address of the operator.

**Section 5. (2)** A person who proposes to open or re-open a pool or spa for use as a public pool or public spa after construction or alteration shall not open or re-open the pool or spa without first obtaining permission in writing from the medical officer of health or a public health inspector for the health unit where the pool or spa is situate.

**Section 5. (3)** At least 14 days before the re-opening of a public pool or public spa after any closure that lasts for more than four weeks, the owner or operator shall notify in writing the medical officer of health or a public health inspector for the health unit where the pool or spa is situate,

- (a) of the date that the pool or spa is to be re-opened;
- (b) of the name and address of the operator; and
- (c) in the case of a pool, whether the pool is intended to be operated as a Class A or a Class B pool.

**Section 5. (4)** Every operator of a public pool or public spa shall ensure that the results of any inspections conducted by a public health inspector are posted in accordance with the inspector's request.

**Section 5. (5)** In this section, “alteration” does not include routine maintenance or repair or replacement of existing equipment.

## Class C Operations



**Section 26.1 2.** Subsection 6 (1), clause 6 (3) (a) and clause 6 (6) (a).

**Section 6. (1)** Every owner of a public pool or public spa shall designate an operator.

**Section 6. (3)** Every owner and every operator shall,

- (a) maintain the public pool or public spa and its equipment in a safe and sanitary condition.

**Section 6. (6)** Every owner and every operator shall ensure that,

- (a) all components of the pool or spa are maintained in proper working order.

## Class C Facilities Water Quality



**Section 26.1 3.** Subsection 7 (1), subject to subsection (2) of this section, and subsection 7 (3).

## Clean Water And Source Water

**Section 7. (1)** Every owner and every operator of a public pool or public spa shall ensure that the clean water and the make-up water are free from contamination that may be injurious to the health of the bathers.

## Air Gap Or Backflow Preventer

**Section 7. (2)** Every owner and every operator of a public pool or public spa shall ensure that the pool or spa water and its circulation system is separate from the potable water supply and from the sewer or drainage system into which it drains by air gaps or other devices that prevent the water in the pool or spa or its circulation system from flowing back into the potable water supply, and the water in the sewer or drainage system from flowing back into the pool or spa or its circulation system.

## Health And Safety Of Bathers

**Section 7. (3)** Every owner and every operator of a public pool or public spa shall ensure that the pool or spa water is maintained free from visible matter that may be hazardous to the health or safety of the bathers.

**Section 26.1 (2)** For the purposes of applying subsection 7 (1) to public spray pads or public splash pads without a circulation system, “make-up water” shall be read as “source water”.



## Wading Pool Operation



**Section 26.2** The following provisions of this Regulation apply, with necessary modification, to every owner and every operator of a public wading pool:

**Section 26.2 1.** Clause 6 (3) (b).



## Wading Pool Rendered Inaccessible

**Section 6. (3)** Every owner and every operator shall,

- (b) ensure that, except during the daily use period, the pool or spa is rendered inaccessible to persons who are not involved with its operation, inspection or maintenance;

**Section 26.2 2.** Subsections 7 (8) and (9), as those provisions relate to spas.

## Wading Pool Water Treatment

**Section 7. (8)** Every owner and every operator of a public pool or public spa shall ensure that the pool or spa water is treated with chlorine, a chlorine compound or a bromine compound by means of a chemical feeder, and is maintained so that in every part of the pool or spa, at all times during the daily use period,

- (a) the total alkalinity is maintained in the range of 80 ppm to 120 ppm;
- (b) the pH value is within the range of 7.2 to 7.8;
- (c) there is a residual of free available chlorine in every part of a public pool of at least 0.5 ppm but not more than 10 ppm, and a residual of free available chlorine or total bromine in every part of a public spa of at least 5 ppm but not more than 10 ppm;
- (d) where a pool is not a wave action pool and a bromine compound is used, there is a total bromine residual of not less than 2 ppm and not more than 4 ppm;
- (e) where a pool is a wave action pool and a bromine compound is used, there is a total bromine residual of not less than 3 ppm and not more than 10 ppm;
- (f) if the pool or spa is equipped with an automatic sensing device, the Oxidation Reduction Potential value is not less than 600 mV and not greater than 900 mV; and
- (g) where the medical officer of health determines that the health of the bathers may be affected, there is such higher minimum or maximum chlorine or bromine residual than required under clause (c), (d) or (e) as the medical officer of health may require in writing.

**Section 7. (9)** The method used in determining the free available chlorine residual referred to in clause (8) (c) and, if applicable, paragraph 1 of subsection (10), shall be such that chloramines or other compounds that may be present in the pool or spa do not affect the determination.

**Section 26.2 3.** Subsection 7 (11), other than paragraph 5, and subsection 7 (12).

### Wading Pool Daily Test

**Section 7. (11)** Every operator of a public pool or public spa shall test and record the following regarding the pool or spa water each operating day, by means of manual test methods, a minimum of 30 minutes prior to opening:

1. Total alkalinity.
2. pH value.
3. Free available chlorine and total chlorine or bromine residual.
4. Water clarity.

### Automatic Sensing Device

**Section 7. (12)** Where the pool or spa has an automatic sensing device, the requirements provided for in subsection (11) must be further checked and recorded at least every four hours until the daily use period has ended. For pools and spas without an automatic sensing device, the requirements provided for in subsection (11) must be further manually checked and recorded at least every two hours until the daily use period has ended.

## Wading Pool Safety

**Section 26.3**  
Every operator of a public wading pool shall,

- (a) provide a first aid kit, a device for emergency communications and emergency equipment which is appropriate for use in the public wading pool; and
- (b) ensure attendant supervision at all times that the public wading pool is in operation and where the wading pool is operated in conjunction with a public pool, ensure that the required supervision of the wading pool is in addition to any required bathing supervision for the public pool.



## Splash Pad Water Quality

**Section 26.4 (1)** Every operator of a public spray pad or public splash pad shall ensure that, where water is recirculating, the water is filtered and disinfected as approved by the local medical officer of health or a public health inspector for the health unit where the public spray pad or public splash pad is situate.



## Spray/Splash Pad Water Signage

**Section 26.4 (2)** Every operator of a public spray pad or public splash pad shall post clearly visible signage in a conspicuous place notifying parents or guardians to supervise their children at all times when using the public spray pad or public splash pad.



## Safety-Related Equipment Record Keeping

**Section 26.5** Every operator of a facility to which this Regulation applies shall record the results of inspections of safety-related equipment present in the facility at a frequency determined by a public health inspector for the health unit where the facility is situate.



## Reference To Medical Officer Of Health Or Public Health Inspector

**Section 27.** A reference in this Regulation to the medical officer of health or a public health inspector means the medical officer of health or a public health inspector, as the case may be, of the board of health of the health unit in which the public pool or public spa referred to is situate

## Notes

# Section D: Appendices





## D – 1 Class C Signage Requirements

Class C Signage Requirements	Lettering Stroke Size	Ontario Regulation	Location posted
PARENTS OR GUARDIANS TO SUPERVISE THEIR CHILDREN AT ALL TIMES WHEN USING THE PUBLIC SPRAYPAD OR PUBLIC SPLASH PAD		26. 4(2)	Posted clearly visible signage in a conspicuous place

## D – 2 Wading Pool Tests Frequency

Test	Limits	Frequency of tests
Total Alkalinity	80 – 120 ppm	<p><b>No automatic sensing device</b></p> <ul style="list-style-type: none"> <li>• ½ hour before opening and every 2 hours during daily use period</li> </ul> <p><b>With automatic sensing device</b></p> <ul style="list-style-type: none"> <li>• ½ hour before opening and every 4 hours during daily use period</li> </ul>
pH	7.2 - 7.8	
Free Available Chlorine	5.0 – 10 ppm	
Total Chlorine	Recommend not to exceed the sum of FAC reading plus 0.5mg/l	
Total Bromine	5.0 – 10 ppm	
Water Clarity		
ORP	600 mV – 900 mV	Recommended Daily

## D – 3 Wading Pool Daily Records

WADING POOL DAILY RECORDS							
Check one box and write in today's date	<input type="checkbox"/> Monday MM/DD/YY	<input type="checkbox"/> Tuesday MM/DD/YY	<input type="checkbox"/> Wednesday MM/DD/YY	<input type="checkbox"/> Thursday MM/DD/YY	<input type="checkbox"/> Friday MM/DD/YY	<input type="checkbox"/> Saturday MM/DD/YY	<input type="checkbox"/> Sunday MM/DD/YY
Hours of Operations	Open: am/pm Close: am/pm	Open: am/pm Close: am/pm	Open: am/pm Close: am/pm	Open: am/pm Close: am/pm	Open: am/pm Close: am/pm	Open: am/pm Close: am/pm	Open: am/pm Close: am/pm

WADING POOL WATER TESTS												
Every 2 hour test without sensing device <b>OR</b> Every 4 hour test with an automatic sensing device												
1/2 hr. before opening	Time	Time	Time	Time	Time	Time	Time	Time	Time	Time	Time	Time
	am/pm	am/pm	am/pm	am/pm	am/pm	am/pm	am/pm	am/pm	am/pm	am/pm	am/pm	am/pm
Total Alkalinity (80 ppm – 120 ppm)												
pH (7.2 -7.8)												
Free Available Chlorine (5 ppm - 10 ppm)												
Total Chlorine												
Total Bromine (2.0 ppm – 4.0 ppm)												
Water Clarity												
Water Temperature Maximum ≤ 40°C												
ORP (if applicable) (600 mV – 900 mV)												
Operator's Initials												

OTHER DAILY RECORDS				
Emergency Communication Device	<input type="checkbox"/> Satisfactory <input type="checkbox"/> Unsatisfactory	Time am/pm	Date MM/DD/YY	Operator's Signature
First Aid Kit	<input type="checkbox"/> Satisfactory <input type="checkbox"/> Unsatisfactory	Time am/pm	Date MM/DD/YY	Operator's Signature
Emergency Equipment	<input type="checkbox"/> Satisfactory <input type="checkbox"/> Unsatisfactory	Time am/pm	Date MM/DD/YY	Operator's Signature

Records of emergency breakdown, rescue equipment breakdown, back washing, chemical added manually, cleaning, etc.



## D – 4 Wading Pool Monthly Records

Wading Pool Monthly Records			
<b>Gravity and Suction Outlet Cover(s)</b> <input type="checkbox"/> Satisfactory <input type="checkbox"/> Unsatisfactory	<b>Ground Current Leakage Button(s)</b> <input type="checkbox"/> Satisfactory <input type="checkbox"/> Unsatisfactory	<b>Test button Emergency Stop</b> <input type="checkbox"/> Satisfactory <input type="checkbox"/> Unsatisfactory	<b>Vacuum Release Mechanism(s)</b> <input type="checkbox"/> Satisfactory <input type="checkbox"/> Unsatisfactory
Date <i>MM/DD/YY</i>	Time <i>am/pm</i>	Operator's signature	
<b>Gravity and Suction Outlet Cover(s)</b> <input type="checkbox"/> Satisfactory <input type="checkbox"/> Unsatisfactory	<b>Ground Current Leakage Button(s)</b> <input type="checkbox"/> Satisfactory <input type="checkbox"/> Unsatisfactory	<b>Test button Emergency Stop</b> <input type="checkbox"/> Satisfactory <input type="checkbox"/> Unsatisfactory	<b>Vacuum Release Mechanism(s)</b> <input type="checkbox"/> Satisfactory <input type="checkbox"/> Unsatisfactory
Date <i>MM/DD/YY</i>	Time <i>am/pm</i>	Operator's signature	
<b>Gravity and Suction Outlet Cover(s)</b> <input type="checkbox"/> Satisfactory <input type="checkbox"/> Unsatisfactory	<b>Ground Current Leakage Button(s)</b> <input type="checkbox"/> Satisfactory <input type="checkbox"/> Unsatisfactory	<b>Test button Emergency Stop</b> <input type="checkbox"/> Satisfactory <input type="checkbox"/> Unsatisfactory	<b>Vacuum Release Mechanism(s)</b> <input type="checkbox"/> Satisfactory <input type="checkbox"/> Unsatisfactory
Date <i>MM/DD/YY</i>	Time <i>am/pm</i>	Operator's signature	
<b>Gravity and Suction Outlet Cover(s)</b> <input type="checkbox"/> Satisfactory <input type="checkbox"/> Unsatisfactory	<b>Ground Current Leakage Button(s)</b> <input type="checkbox"/> Satisfactory <input type="checkbox"/> Unsatisfactory	<b>Test button Emergency Stop</b> <input type="checkbox"/> Satisfactory <input type="checkbox"/> Unsatisfactory	<b>Vacuum Release Mechanism(s)</b> <input type="checkbox"/> Satisfactory <input type="checkbox"/> Unsatisfactory
Date <i>MM/DD/YY</i>	Time <i>am/pm</i>	Operator's signature	
<b>Gravity and Suction Outlet Cover(s)</b> <input type="checkbox"/> Satisfactory <input type="checkbox"/> Unsatisfactory	<b>Ground Current Leakage Button(s)</b> <input type="checkbox"/> Satisfactory <input type="checkbox"/> Unsatisfactory	<b>Test button Emergency Stop</b> <input type="checkbox"/> Satisfactory <input type="checkbox"/> Unsatisfactory	<b>Vacuum Release Mechanism(s)</b> <input type="checkbox"/> Satisfactory <input type="checkbox"/> Unsatisfactory
Date <i>MM/DD/YY</i>	Time <i>am/pm</i>	Operator's signature	
<b>Gravity and Suction Outlet Cover(s)</b> <input type="checkbox"/> Satisfactory <input type="checkbox"/> Unsatisfactory	<b>Ground Current Leakage Button(s)</b> <input type="checkbox"/> Satisfactory <input type="checkbox"/> Unsatisfactory	<b>Test button Emergency Stop</b> <input type="checkbox"/> Satisfactory <input type="checkbox"/> Unsatisfactory	<b>Vacuum Release Mechanism(s)</b> <input type="checkbox"/> Satisfactory <input type="checkbox"/> Unsatisfactory
Date <i>MM/DD/YY</i>	Time <i>am/pm</i>	Operator's signature	
<b>Gravity and Suction Outlet Cover(s)</b> <input type="checkbox"/> Satisfactory <input type="checkbox"/> Unsatisfactory	<b>Ground Current Leakage Button(s)</b> <input type="checkbox"/> Satisfactory <input type="checkbox"/> Unsatisfactory	<b>Test button Emergency Stop</b> <input type="checkbox"/> Satisfactory <input type="checkbox"/> Unsatisfactory	<b>Vacuum Release Mechanism(s)</b> <input type="checkbox"/> Satisfactory <input type="checkbox"/> Unsatisfactory
Date <i>MM/DD/YY</i>	Time <i>am/pm</i>	Operator's signature	
<b>Gravity and Suction Outlet Cover(s)</b> <input type="checkbox"/> Satisfactory <input type="checkbox"/> Unsatisfactory	<b>Ground Current Leakage Button(s)</b> <input type="checkbox"/> Satisfactory <input type="checkbox"/> Unsatisfactory	<b>Test button Emergency Stop</b> <input type="checkbox"/> Satisfactory <input type="checkbox"/> Unsatisfactory	<b>Vacuum Release Mechanism(s)</b> <input type="checkbox"/> Satisfactory <input type="checkbox"/> Unsatisfactory
Date <i>MM/DD/YY</i>	Time <i>am/pm</i>	Operator's signature	
<b>Gravity and Suction Outlet Cover(s)</b> <input type="checkbox"/> Satisfactory <input type="checkbox"/> Unsatisfactory	<b>Ground Current Leakage Button(s)</b> <input type="checkbox"/> Satisfactory <input type="checkbox"/> Unsatisfactory	<b>Test button Emergency Stop</b> <input type="checkbox"/> Satisfactory <input type="checkbox"/> Unsatisfactory	<b>Vacuum Release Mechanism(s)</b> <input type="checkbox"/> Satisfactory <input type="checkbox"/> Unsatisfactory
Date <i>MM/DD/YY</i>	Time <i>am/pm</i>	Operator's signature	
<b>Gravity and Suction Outlet Cover(s)</b> <input type="checkbox"/> Satisfactory <input type="checkbox"/> Unsatisfactory	<b>Ground Current Leakage Button(s)</b> <input type="checkbox"/> Satisfactory <input type="checkbox"/> Unsatisfactory	<b>Test button Emergency Stop</b> <input type="checkbox"/> Satisfactory <input type="checkbox"/> Unsatisfactory	<b>Vacuum Release Mechanism(s)</b> <input type="checkbox"/> Satisfactory <input type="checkbox"/> Unsatisfactory
Date <i>MM/DD/YY</i>	Time <i>am/pm</i>	Operator's signature	

**D – 5 Wading Pool Maintenance and Replacements**

<b>Wading Pool Maintenance Repairs And Replacements</b>			
<b>DATE</b>	<b>DEFECTS</b>	<b>SERVICE NOTES</b>	<b>SIGNATURE</b>

## D – 6 Criteria for Closing a Wading Pool

A wading pool is subject to immediate closure when any of the following conditions are observed:

- Pool not made inaccessible when closed.
- Clean water and makeup water are not free from contamination.
- Water clarity is poor.
- Fouling e.g. faeces, vomit , blood or chemical.
- Filtration or circulation system is not operative or malfunctioning.
- Drain cover or fittings missing or not in good repair.
- Ground Fault Circuit Interrupter missing or malfunctioning (if applicable).
- Emergency communication device is not available or malfunctioning.
- Supervision is not available when pool is open.
- Disinfectant not detected in pool water and not available on site immediately to rectify the lack of disinfectant in pool water.
- A health and safety concern is identified e.g inclement weather, electrical concern or water becomes contaminate.
- Underwater light disconnected and not certified in writing by an electrician.
- Any other conditions that may constitute a health hazard e.g. power outage, confirmation of pathogenic agents such as cryptosporidium.

## Notes



